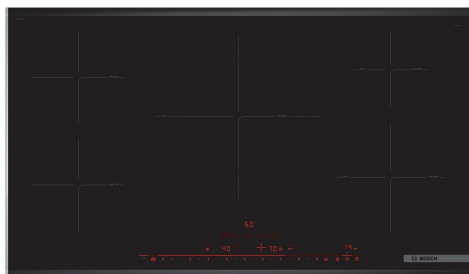


Series 8, Induction hob, 90 cm, surface mount with frame PIV975DC1E



| | |
|-----------|-------------------------------|
| HEZ32WA00 | Wireless food thermometer |
| HEZ390090 | Wok Set consisting of 3 Items |
| HEZ390210 | System pan diameter 15 cm |
| HEZ390230 | System pan diameter 21cm |
| HEZ394301 | Connecting strip |
| HEZ9CF240 | Fry pan, coated 24cm Ø |
| HEZ9CF280 | Fry pan, coated 28cm Ø |
| HEZ9ES100 | Espresso maker 4 cups |
| HEZ9FE280 | Iron pan Ø 18 / 28 cm |
| HEZ9SE030 | Set of 2 pots and 1 pan |
| HEZ9SE040 | 4 pieces Set |
| HEZ9SE060 | 6 pieces Set |

The induction hob with PerfectFry: achieve perfect frying results thanks to automatic temperature control.

- **Induction Technology:** saves in average 20% energy compared to radiant technology.
- **DirectSelect Premium:** direct, simple selection of the desired cooking zone, power and additional functions.
- **PerfectFry:** no more worries about scorching.
- **PowerBoost:** Up to 50% more power for faster heating.
- **Restart:** restores hob settings in case of an unintentional hob switch-off.

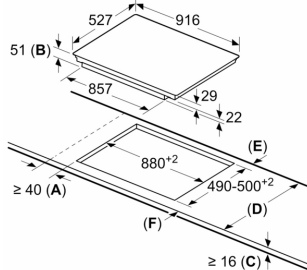
Product name/family: Cooking zone ceramic
Built-in / Free-standing: Built-in
Energy input: Electric
Total number of positions that can be used at the same time: 5
Required niche size for installation (HxWxD): 51 x 880-880 x 490-500 mm
Width of the appliance: 916 mm
Dimensions: 51x916x527 mm
Dimensions of the packed product (HxWxD): 126x1073x603 mm
Net weight: 20.8 kg
Gross weight: 22.5 kg
Residual heat indicator: yes
Location of control panel: Front
Basic surface material: Ceramic
Color of surface: Black, Alu, brushed
Length electrical supply cord: 110 cm
Sealed Burners: No
Power Boost: All cooking zones
Power of heating element (kW): 1800.0 W
Power of 3rd heating element (kW): 1800.0 W
Power of 5th heating element (kW): 1400.0 W
Power of heating element (kW in boost): [3.1] kW
Power of 3rd heating element (kW in boost): [3.1] kW
Power of 5th heating element (kW in boost): [2.2] kW
Connection rating: 11100 W
Voltage: 220-240 V
Frequency: 50; 60 Hz
Energy input: Electric
Plug type: No plug (electrical connection by electrician)
Appliance Dimensions (h x w x d) (in): x x
Dimensions of the packed product: 4.96 x 23.74 x 42.26
Net weight: 46.000 lbs
Gross weight: 50.000 lbs
Total number of positions that can be used at the same time: 5
Length electrical supply cord: 110 cm
Required niche size for installation (HxWxD): 51 x 880-880 x 490-500 mm
Dimensions: 51x916x527 mm
Dimensions of the packed product (HxWxD): 126x1073x603 mm
Net weight: 20.8 kg
Gross weight: 22.5 kg



4 242002 838854

Series 8, Induction hob, 90 cm, surface mount with frame PIV975DC1E

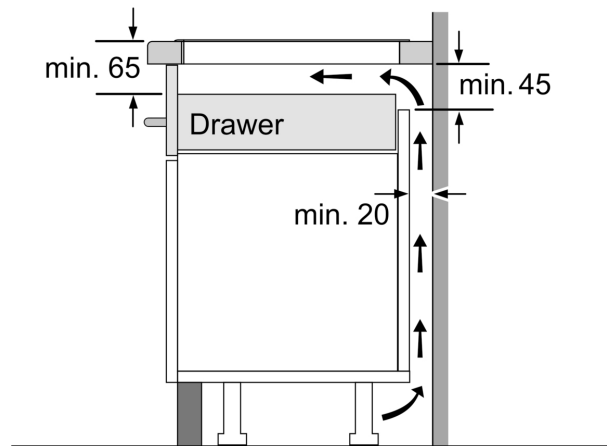
measurements in mm



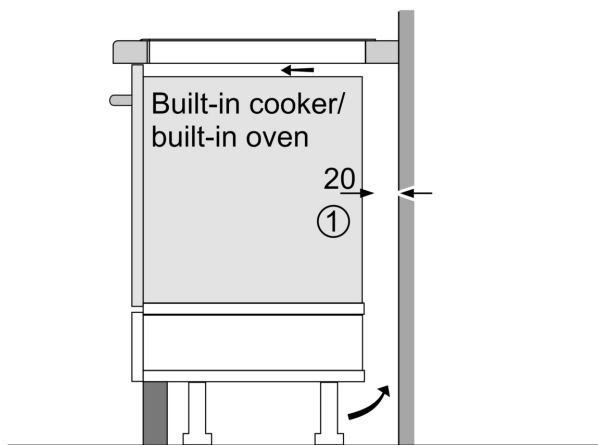
- A:** Minimum distance from the hob cut-out to the wall.
B: Recessed depth.
C: The clearance between the surface of the worktop and the top of the front of the oven must be 30 mm. See space requirements for the oven.

The worktop into which the hob is installed must withstand loads of approx. 60 kg; suitable substructures must be used if required.

| D | E | F |
|---------|------|------|
| 585-600 | 50 | ≥ 35 |
| > 600 | ≥ 50 | ≥ 50 |



Measurements in mm



- ① Ventilation gap must be present.

Measurements in mm

