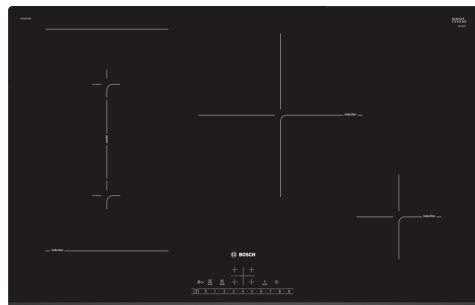


Series 6, Induction hob, 80 cm, Black, PVS831FB5E



HEZ390090	Wok Set consisting of 3 Items
HEZ9ES100	Espresso maker 4 cups
HEZ9FE280	Iron pan Ø 18 / 28 cm
HEZ9SE040	4 pieces Set
HEZ9SE060	6 pieces Set

The induction hob: cook fast, clean and safely while using very little energy.

- **DirectSelect:** direct, simple selection of the desired cooking zone, power and additional functions.
- **Combi Zone:** combine two induction cooking zones to heat large cookware.
- **28 cm cooking zone:** for small and large pots and pans.
- **Front Bevel:** Elegant, appealing design with bevelled front.
- **Power Boost:** up to 35% faster heating compared to highest power level.

Product name/family: Cooking zone ceramic
 Built-in / Free-standing: Built-in
 Energy input: Electric
 Total number of positions that can be used at the same time: 4
 Required niche size for installation (HxWxD): 51 x 750-750 x 490-500 mm
 Width of the appliance: 802 mm
 Dimensions: 51x802x522 mm
 Dimensions of the packed product (HxWxD): 126 x 953 x 608 mm
 Net weight: 13.6 kg
 Gross weight: 16.5 kg
 Residual heat indicator: yes
 Location of control panel: Front
 Basic surface material: Ceramic
 Color of surface: Black
 Length electrical supply cord: 110.0 cm
 Sealed Burners: No
 Power Boost: All cooking zones
 Power of 2nd heating element (kW): 3.6 kW
 Power of 5th heating element (kW): 2.6 kW
 Power of heating element (kW in boost): [3.7] kW
 Power of 5th heating element (kW in boost): [3.7] kW
 Connection rating: 7400 W
 Voltage: 220-240 V
 Frequency: 50; 60 Hz
 Energy input: Electric
 Plug type: No plug (electrical connection by electrician)
 Appliance Dimensions (h x w x d) (in): x x
 Dimensions of the packed product: 4.96 x 23.93 x 37.51
 Net weight: 30.000 lbs
 Gross weight: 36.000 lbs
 Total number of positions that can be used at the same time: 4
 Length electrical supply cord: 110.0 cm
 Required niche size for installation (HxWxD): 51 x 750-750 x 490-500 mm
 Dimensions: 51x802x522 mm
 Dimensions of the packed product (HxWxD): 126 x 953 x 608 mm
 Net weight: 13.6 kg
 Gross weight: 16.5 kg



**Series 6, Induction hob, 80 cm,
Black,
PVS831FB5E**

**The induction hob: cook fast, clean and
safely while using very little energy.**

Power and size

- 4 Induction cooking zones
- Cooking zones: 1 x 380 mm x 210 mm, 3.6 KW Induction or 2 x 190 mm, 210 mm, 2.2 KW (max. power 3.7 KW) Induction; 1 x Ø 280 mm, 2.6 KW (max. power 3.7 KW) Induction; 1 x Ø 145 mm, 1.4 KW (max. power 2.2 KW) Induction
- 17 power levels

Design

- Front facette design
- CombiZone
- DirectSelect

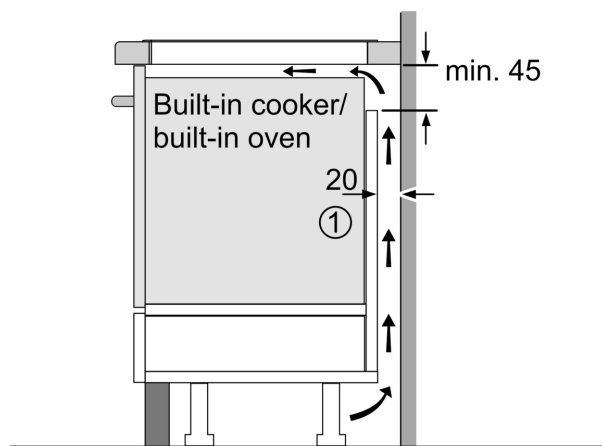
Comfort

- PowerBoost function for all zones
- MoveMode (2 levels)
- Digital display
- Switch off timer for every cooking zone Timer
- QuickStart Function
- ReStart Function
- 2 stage residual heat indicator
- Main switch
- Automatic pan recognition sensor.
- Power management function.
- Safety switch-off.
- Childproof lock.
- Energy consumption display

Technical Information

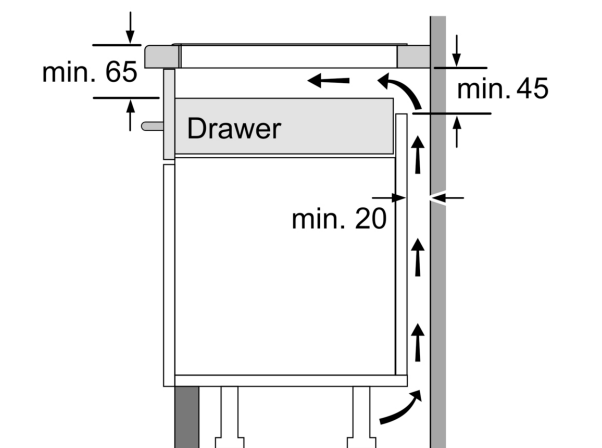
- Dimensions of the product (HxWxD mm): 51 x 802 x 522
- Required niche size for installation (HxWxD mm) : 51 x 750 x (490 - 500)
- Min. worktop thickness: 16 mm mm
- Cable included
- Connection cable 110 cm
- Connected load: 7400 W W

**Series 6, Induction hob, 80 cm,
Black,
PVS831FB5E**

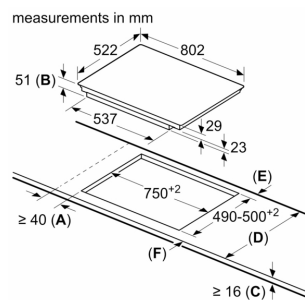


①
Ventilation gap must
be present

All measurements in mm



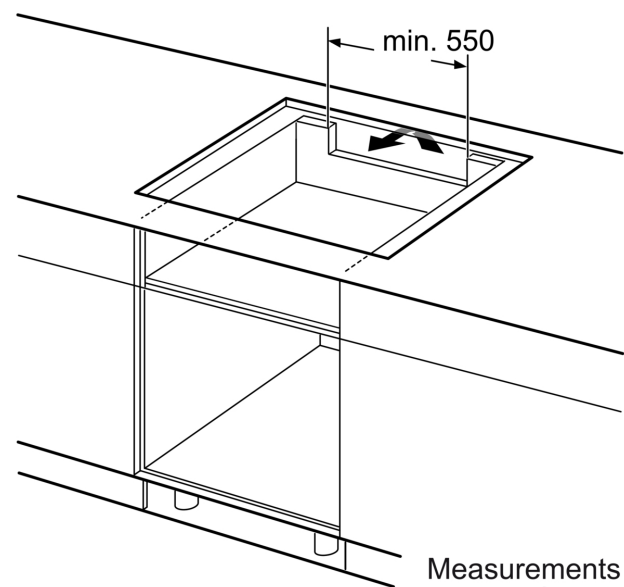
Measurements in mm



A: Minimum distance from the hob cut-out to the wall.
B: Recessed depth
C: The clearance between the surface of the worktop and the top of the front of the oven must be 30 mm. See space requirements for the oven.

The worktop into which the hob is installed must withstand loads of approx. 60 kg; suitable substructures must be used if required.

D	E	F
585-600	50	≥ 35
> 600	≥ 50	≥ 50



Measurements
in mm