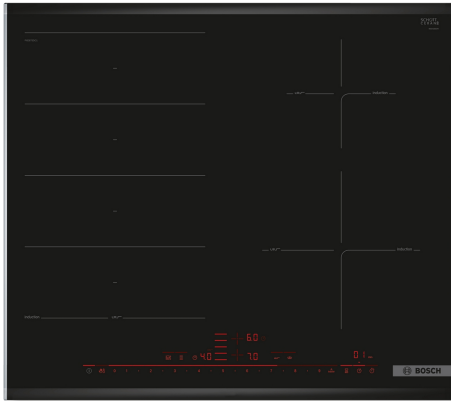


Series 8, Induction hob, 60 cm, Black, PXE675DC1E



HEZ32WA00 Wireless food thermometer, HEZ390011 Stainless Steel roaster with glas lid, HEZ390012 Steaming Rack for Stainless Steel roaste, HEZ390090 Wok Set consisting of 3 Items, HEZ390210 System pan diameter 15 cm, HEZ390512 Teppan Yaki (large), HEZ390522 Griddle Plate, HEZ394301 Connecting strip, HEZ9CF240 Fry pan, coated 24cm Ø, HEZ9CF280 Fry pan, coated 28cm Ø, HEZ9ES100 Espresso maker 4 cups, HEZ9FE280 Iron pan Ø 18 / 28 cm, HEZ9FF010 Flex Pan, large, HEZ9FF030 Flex Pan set, 3 pcs., HEZ9FF040 Flex Pan set, 4 pcs., HEZ9SE040 4 pieces Set, HEZ9SE060 6 pieces Set, HEZ9TY010 Teppan Yaki, HZ390011 Stainless Steel roaster with glas lid

The FlexInduction hob: you can place multiple pots and pans or large cookware anywhere on the flexible cooking zone.

- **DirectSelect Premium:** direct, simple selection of the desired cooking zone, power and additional functions.
- **FlexInduction:** more flexibility on your hob for large pots and pans.
- **PerfectFry:** no more worries about scorching.
- **Easy Flex Zones:** adjusts cooking zones to your needs.
- **Comfort Profile:** elegant, appealing design with bevelled front and metal strips on the side.

Product name/family: Cooking zone ceramic
Built-in / Free-standing: Built-in
Energy input: Electric
Total number of positions that can be used at the same time: 4
Required niche size for installation (HxWxD): 51 x 560-560 x 490-500 mm
Width of the appliance: 606 mm
Dimensions: 51x606x527 mm
Dimensions of the packed product (HxWxD): 126 x 753 x 603 mm
Net weight: 13.6 kg
Gross weight: 15.3 kg
Residual heat indicator: Separate
Location of control panel: Front
Basic surface material: Ceramic
Color of surface: Black, Alu, brushed
Length electrical supply cord: 110.0 cm
Sealed Burners: No
heating with booster: All
Power of 2nd heating element (kW): 3.3 kW
Power of 5th heating element (kW): 1.4 kW
Power of heating element (kW in boost): [3.7] kW
Power of 5th heating element (kW in boost): [2.2] kW
Connection rating: 7400 W
Voltage: 220-240 V
Frequency: 60; 50 Hz
Energy input: Electric
Plug type: no plug
Appliance Dimensions (h x w x d) (in): x x
Dimensions of the packed product: 4.96 x 23.74 x 29.64
Net weight: 30.000 lbs
Gross weight: 34.000 lbs
Total number of positions that can be used at the same time: 4
Length electrical supply cord: 110.0 cm
Required niche size for installation (HxWxD): 51 x 560-560 x 490-500 mm
Dimensions: 51x606x527 mm
Dimensions of the packed product (HxWxD): 126 x 753 x 603 mm
Net weight: 13.6 kg
Gross weight: 15.3 kg



Series 8, Induction hob, 60 cm, Black, PXE675DC1E

The FlexInduction hob: you can place multiple pots and pans or large cookware anywhere on the flexible cooking zone.

- 60 cm: space for 4 pots or pans.

Flexibility of cooking zones

- Flex zone: use cookware of any shape or size anywhere within the 40cm long zone.
- Cooking zone front left: 240 mm, 190 mm, 2.2 KW (max. power 3.7 KW)
- Cooking zone rear left: 240 mm, 190 mm, 2.2 KW (max. power 3.7 KW)
- Cooking zone rear right: 145 mm, 1.4 KW (max power 2.2 KW)
- Cooking zone front right: 210 mm, 2.2 KW (max. power 3.7 KW)

Usage convenience

- DirectSelect Premium touch control digital panel: directly control the power on the extra large illuminated touch bar (invisible when switched off).
- Variable 17-stage power settings for each zone: precisely adapt the heat with 17 power levels (9 main levels and 8 intermediate levels).
- Keep warm function: keep dishes warm at preset low power level.
- Switch off timer for every cooking zone
- : switches off the cooking zone at the end of the time set (e.g. for boiled eggs).
- Timer
- : an alarm sounds at the end of the time set (e.g. for pasta).
- Count-up timer
- : shows how much time has passed since starting the timer (e.g. for potatoes).

Time saving & efficiency

- Boost function for all zones: boil water more quickly thanks to 50% more energy than at the highest standard level.
- All: heat up pans more quickly than at the highest standard level while protecting the pan coating.
- 3-steps: increase or decrease the power level simply by moving the pot forwards or backwards.
- When moving a pot on the Flex zone, the settings adjust instantly and the cooking zone adapts to the size of the cookware
- QuickStart Function: when switching on, the hob automatically selects the cooking zone with cookware (placed in off-mode).
- ReStart Function: in case of unintentional switch-off, restore all previous settings by switching on the hob again within 4 seconds.

Cooking assistance

- 5 frying levels: prevents scorching with the automatic temperature regulation of the integrated sensor.

Design

- Comfort profile (ceramic front facette with stainless steel side trim)

Safety

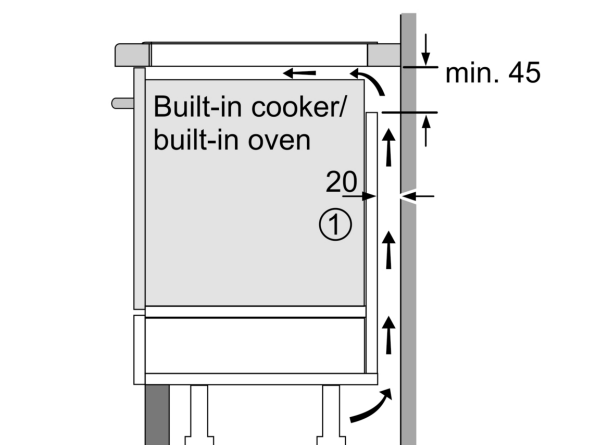
- 2 stage residual heat indicator: indicates which cooking zones are still hot or warm.

- Childproof lock: prevent unintended activation of the hob.
- Wipe protection function: wipe overboiled liquids without unintentionally changing settings (blocking all touch buttons for 30 seconds).
- Main on/off switch: switch off all cooking zones at the touch of a button.
- Safety switch-off: for safety reasons, heating stops after a preset time without interaction (customizable).
- yes: shows the electricity consumption of the last cooking process.

Installation

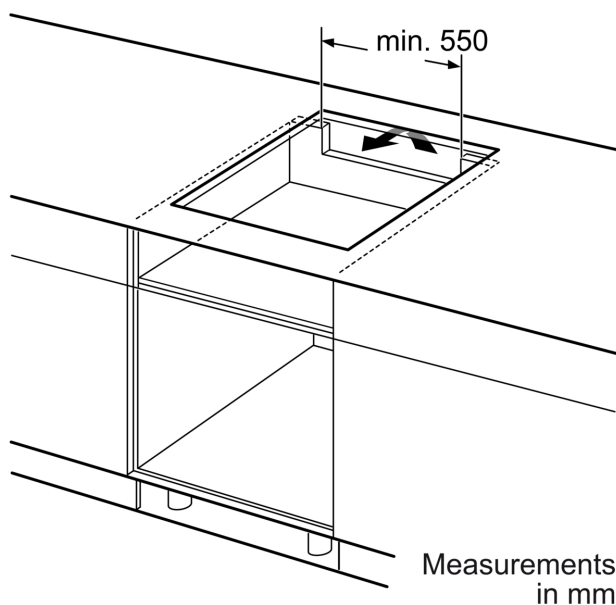
- Dimensions of the product (HxWxD mm): 51 x 606 x 527
- Required niche size for installation (HxWxD mm) : 51 x 560 x (490 - 500)
- Min. worktop thickness: 16 mm
- Connected load: 7.4 KW
- PowerManagement Function: limit the maximum power if needed (depends on fuse protection of electric installation).
- Power cord: 1.1 m, loose insert in packaging

**Series 8, Induction hob, 60 cm,
Black,
PXE675DC1E**

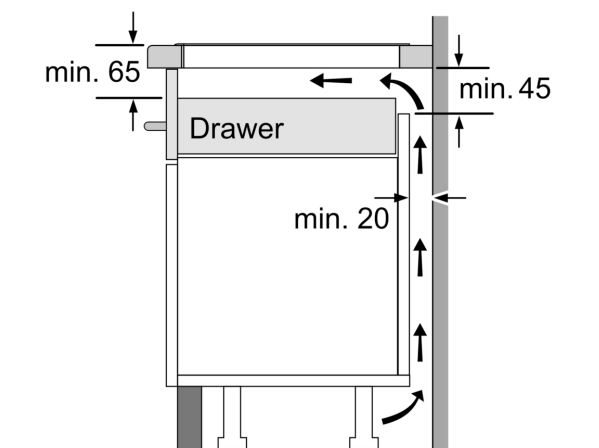
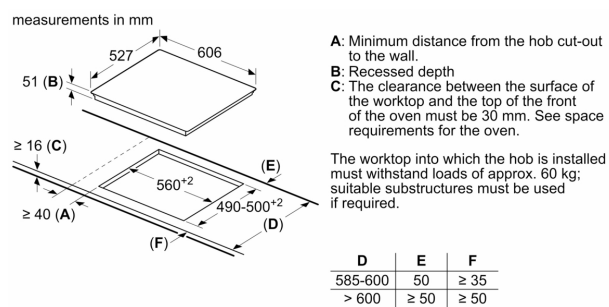


①
Ventilation gap must
be present

All measurements in mm



Measurements
in mm



Measurements in mm