


**Serie | 4, Domino Gas Wok, 30 cm  
PCD345DK**



**The stainless-steel gas hob: its high quality and premium design let you enjoy cooking more.**

- **Surface colour:** Elegant stainless-steel design
- **Continuous steel pan support:** For maximum stability

---

**Technical Data**

Product name/family :	Vario/Domino gas hob w control
Built-in / Free-standing :	CONSTR_TYPE.Built-in
Energy input :	Gas
Total number of positions that can be used at the same time :	2
Required niche size for installation (HxWxD) :	32 x 268 x 490
Width of the product (mm) :	288
Dimensions of the product (mm) :	32 x 288 x 505
Dimensions of the packed product (HxWxD) (mm) :	150 x 360 x 580
Net weight (kg) :	4.472
Gross weight (kg) :	5.0
Residual heat indicator :	without
Location of control panel :	Hob front
Basic surface material :	Stainless steel
Color of surface :	Stainless steel
Color of frame :	Stainless steel
Approval certificates :	SG SAFETY
Length electrical supply cord (cm) :	150
Electrical connection rating (W) :	1
Gas connection rating (W) :	4000
Current (A) :	3
Voltage (V) :	230
Frequency (Hz) :	50

---



## Serie | 4, Domino Gas Wok, 30 cm PCD345DK

**The stainless-steel gas hob: its high quality and premium design let you enjoy cooking more.**

---

### **Cooking Zone**

- 2 gas burners
- Max power burner (front): 1,000 W, Max power burner (back): 3,000 W

### **Design**

- Can be combined with other Bosch hobs
- Steel pan supports
- Ignition via control knobs

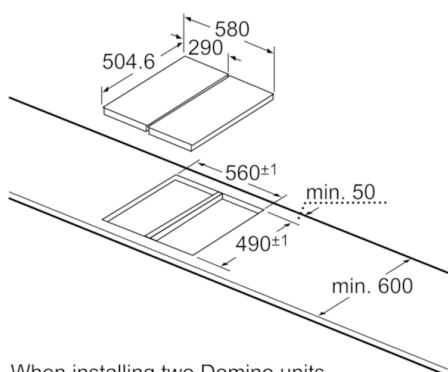
### **Key Functions**

- Flame failure safety device
- Preset of town gas

### **Dimensions**

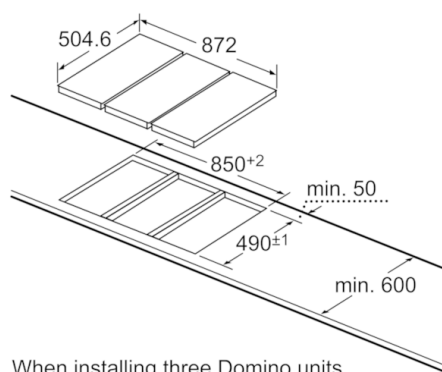
- Dimensions of the product (HxWxD mm) : 32 x 288 x 505
- Length of mains cable: 150 cm
- Gas connection rating: 4,000 W
- Required niche size for installation (HxWxD mm) : 32 x 268 x 490-490

## Serie | 4, Domino Gas Wok, 30 cm PCD345DK



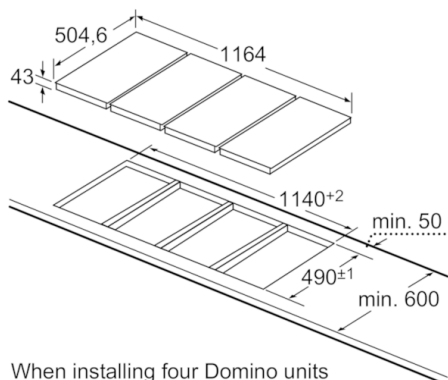
When installing two Domino units directly next to a hob, an assembly kit (NEZ 34VLA) is required.

Maße in mm



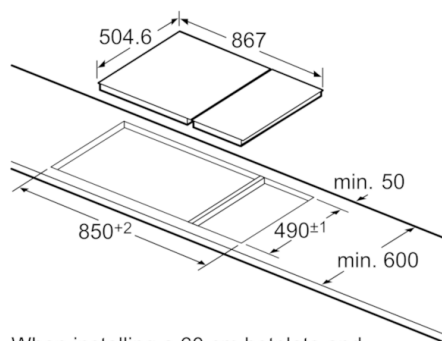
When installing three Domino units directly next to a hob, two assembly kits (NEZ 34VLA) are required.

Maße in mm



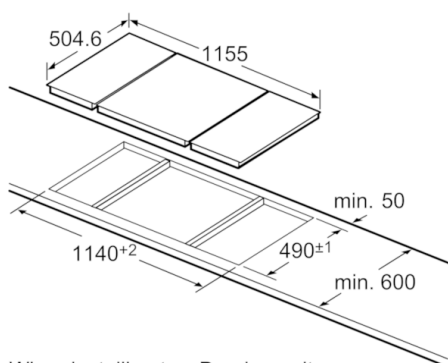
When installing four Domino units directly next to one another, three assembly kits (NEZ 34VLA) are required.

Maße in mm



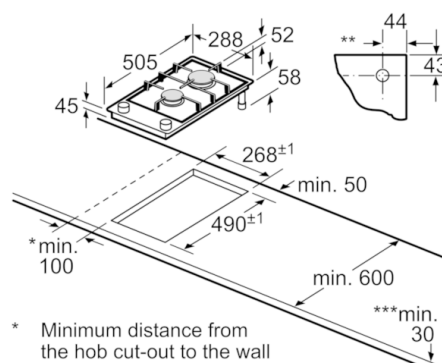
When installing a 60 cm hotplate and a Domino unit directly next to one another, an assembly kit is required.

measurements in mm



When installing two Domino units directly next to a hob, two assembly kits are required.

measurements in mm



\* Minimum distance from the hob cut-out to the wall

\*\* Position of gas connection in the cut-out

\*\*\* With fitted oven underneath, possibly more; see space requirements for the oven

measurements in mm