

**Series 6, Built-in fridge-freezer with
freezer at bottom, 177.2 x 55.8 cm,
flat hinge
KIS87AF30**



KSZ10020 Bottle Rack

**The bottomfreezer with HydroFresh Box:
keeps your fruits and vegetables fresh for
up to twice as long - very efficient with
A++ rating.**

- **LED Lighting:** keep your groceries in perfect view.
- **Vario Zone:** more flexibility due to variable-use glass shelves and drawers in the freezer compartment.
- **Big Box drawer:** for stacking storage containers or for large frozen food items.
- **Easy Access Shelf:** pull-out glass shelf gives you better access to the contents of your fridge.
- **Low Frost:** defrost less often thanks to lower ice formation - saves work and is energy-efficient.

Built-in / Free-standing:	Built-in
Number of compressors:	1
Number of independent cooling systems:	2
Width of the appliance:	558 mm
Height:	1772 mm
Depth of the product:	545 mm
Net weight:	72.7 kg
Required niche size for installation (HxWxD):	1775 x 560 x 550 mm
Door panel options:	Not possible
Door hinge:	Right reversible
Number of Adjustable Shelves in fridge compartment:	4
Shelves for Bottles:	No
Frost free system:	No
Interior ventilator:	No
Reversible Door Hinge:	Yes
Length electrical supply cord:	230.0 cm
Noise level:	36 dB(A) re 1pW
Multi-Flow Air Tower:	No
Fast cooling switch:	Yes
Fast freezing switch:	No
Temperature Controlled Drawer:	No
Humidity Control Drawer:	Yes
Number of Door Bins - Refrigerator:	4
Door bin adjustability - Refrigerator:	Yes
Tilt-out door bins in fridge:	Yes
Gallon Storage:	Yes
Number of Gallon storage:	1
Motorized Shelf:	No
Material of the shelves:	Safety glass
Door opened indicator freezer:	No
Automatic motor-driven ice-maker:	No
Connection rating:	90 W
Fuse protection:	10 A
Voltage:	220-240 V
Frequency:	50 Hz
Storage Period in Event of Power Failure (h):	26 h
Door panel options:	Not possible
Noise level:	36 dB(A) re 1pW
Energy Star Qualified:	No
Plug type:	Gardly plug w/ earthing
Required cutout/niche size for installation (in):	x
Dimensions of the packed product:	72.44 x 24.40 x 25.19
Net weight:	160.000 lbs
Gross weight:	162.000 lbs



**Series 6, Built-in fridge-freezer with
freezer at bottom, 177.2 x 55.8 cm,
flat hinge
KIS87AF30**

**The bottomfreezer with HydroFresh Box:
keeps your fruits and vegetables fresh for
up to twice as long - very efficient with
A++ rating.**

GENERAL INFORMATION

- Energy Efficiency Rating: 2 Ticks
- Total net capacity: 260 Litres
- Net Fridge Capacity: 210 Litres
- Net Freezer Capacity: 50 Litres
- Interior LED Light: Brighter lighting to help you to see the fridge interior more clearly
- Interior with metal applications

FRESHNESS SYSTEM

- HydroFresh Crisper with humidity control - keeps fruit and vegetables up to 2 x longer fresh!
- SuperCool Function: New food can be quickly cooled down to 2 degree celsius to prevent increase in internal temperature
- SuperFreezing Function: New food can be frozen quickly and not affect the temperature of "old" food

Convenience & Safety

- Holiday Mode: Switch to energy saving mode when you are away for holiday
- Active Warning System by Temperature Increase, Failure Memory Function
- Acoustic warning system

Fridge Compartment

- 5 Safety Glass Shelves of which 4 are height adjustable Bottom shelf, Extendable glass shelf
- 5 door bins, there of 1x dairy compartment
- Vario shelf - useful storage when required

Freezer Compartment

- 2 transparent freezer drawers, include 1 big box
- Calendar Frozen Food

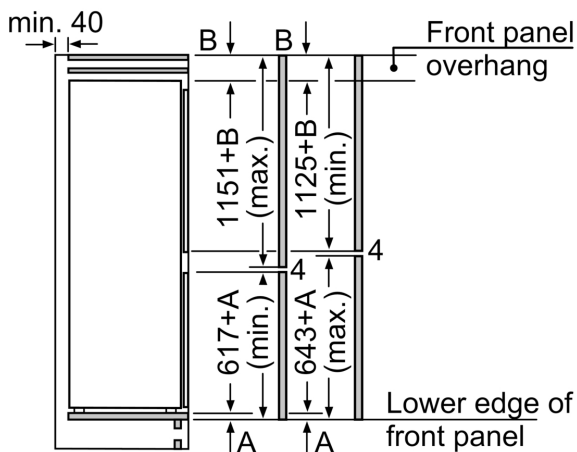
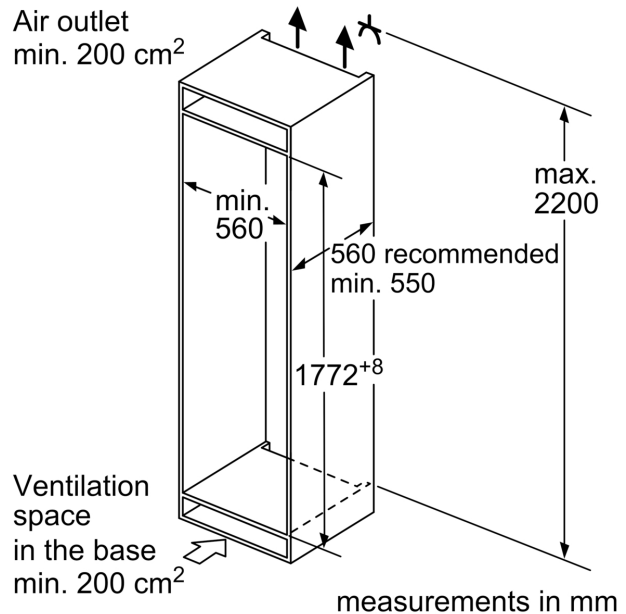
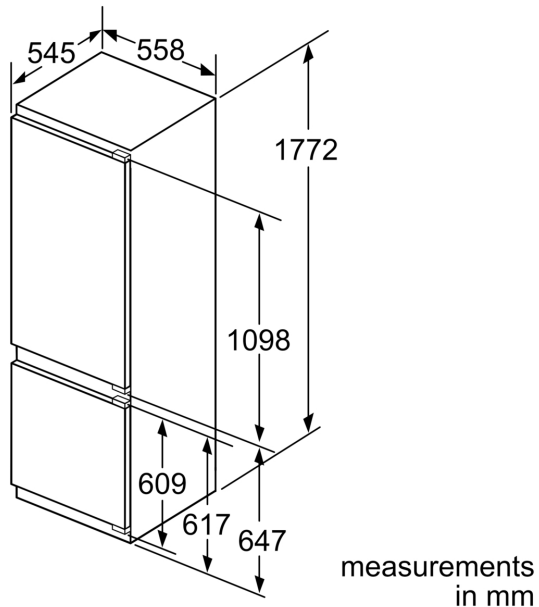
APPLIANCE DIMENSION

- Dimensions (H x W x D): 177.2 cm x 55.8 cm x 54.5 cm
- Niche Dimension H X W x D: 177.5 cm x 56 cm x 55 cm

COMFORT & SAFETY

- Door right hinged, Reversible

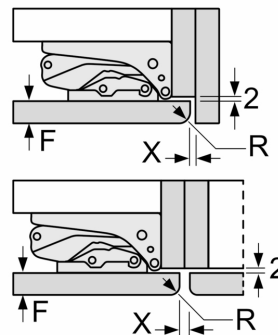
**Series 6, Built-in fridge-freezer with
freezer at bottom, 177.2 x 55.8 cm,
flat hinge
KIS87AF30**



The specified unit door dimensions
are valid for a door gap of 4 mm.

measurements in mm

measurements in mm
Recommended gap dimensions for flat hinges



F	R	X
16-19	0-3	2.5
20	0-1	3
	2-3	2.5
21	0-1	3
	2-3	2.5
22	0	4
	1	3.5
	2-3	3

The gap dimensions recommended in the table must be adhered to in order to ensure that appliance doors do not collide with anything when they are opened, and to avoid causing damage to kitchen units.