

**Serie | 4, Built-under dishwasher, 60 cm, Stainless steel
SMU50D05AU**



Optional accessories

SMZ5300 : GlassSecure Tray

ActiveWater with 3.5 Star energy rating, 4.0 Star WELS water rating

- **Height-adjustable top basket:** increased flexibility for loading large plates and tall items.
- **VarioSpeed:** rinses in half the time with optimum cleaning and drying results.
- **AquaStopPlus:** 24/7 anti-flood protection. Guaranteed.
- **Glass protection technology:** extra gentle handling for your delicate glasses.

Technical Data

Water consumption (l) :	13.5
Built-in / Free-standing :	Built-in
Height of removable worktop (mm) :	0
Required niche size for installation (HxWxD) :	815-875 x 600 x 550
Depth with open door 90 degree (mm) :	1150
Adjustable feet :	Yes - front only
Maximum adjustability feet (mm) :	60
Net weight (kg) :	34.904
Gross weight (kg) :	36.9
Connection Rating (W) :	2400
Current (A) :	10
Voltage (V) :	220-240
Frequency (Hz) :	50; 60
Length electrical supply cord (cm) :	175
Plug type :	AU plug
Length inlet hose (cm) :	165
Length outlet hose (cm) :	190
EAN code :	4242002842530
Number of place settings :	14
Energy consumption (kWh) :	0.73
Reference programme :	Eco
Total cycle time of reference programme (min) :	140
Installation typology :	Build-under



4 242002 842530

Serie | 4, Built-under dishwasher, 60 cm, Stainless steel SMU50D05AU

ActiveWater with 3.5 Star energy rating, 4.0 Star WELS water rating

Capacity

- 14 international place settings

Consumption rates

- 3.5 energy rating, 4.0 WELS water rating
- Consumption test programme Eco 45 °C
- Energy consumption in programme Eco 45 °C: 0.73 kwh

Wash Programs and Options

- 5 Wash Programs
 - Auto 45-65 °C
 - pots and pans 70 °C
 - Eco 45 °C
 - Quick 45 °C
 - Pre-Rinse

Performance

- Effortless door closing
- DosageAssist™: Maximises the effectiveness of detergent tablets. The tablet is dropped into a specially engineered tray and is completely dissolved. For superior cleaning performance and a quieter wash.
- AutoBrilliance™: Automatic detergent and rinse aid sensor
- AquaSensor™ technology: Regulates the water usage depending on the type and degree of soiling
- LoadSensor technology: Provides for optimal water usage even for half loads or partial loads, saving water and electricity
- 2 special options:
 - VarioSpeed™ - express wash option, HalfLoad Plus
- ActiveWater hydraulic system
- 5 spray levels
- Quiet operation NO_FEATURE

Flexibility

- Vario basket system
- 2 folding plate racks in lower basket
- Cutlery basket in bottom basket
- Height adjustable upper basket
- 2 x foldable cup shelves in upper basket
- Front-adjustable rear foot

Convenience

- 3 stage self-cleaning filter system
- Electronic rinse aid indicator
- Alternating spray-arm washing
- Time delay start: Delay programme start time by 1-24 hours to suit your schedule
- Time remain display

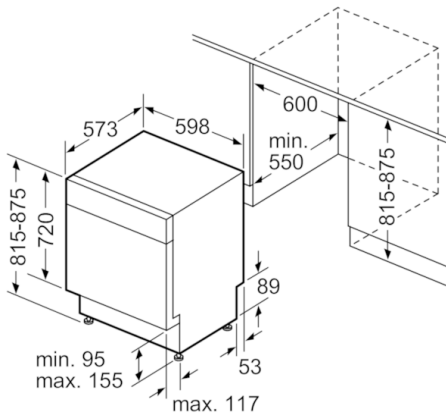
Safety

- AquaStop™ Plus: Water supply device with lifetime anti-flood protection
- Child door lock

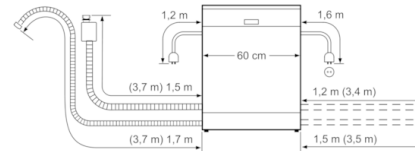
Design

- Product dimensions (HxWxD): 81.5 x 59.8 x 57.3 cm

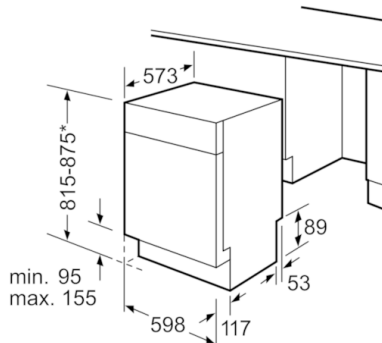
**Serie | 4, Built-under dishwasher, 60 cm,
Stainless steel
SMU50D05AU**



measurements in mm



() Werte mit Verlängerungssatz



* Can be set using height-adjustable screw feet
Base height (when appliance height is 815) - 95 mm
Base height (when appliance height is 875) - 155 mm

measurements in mm