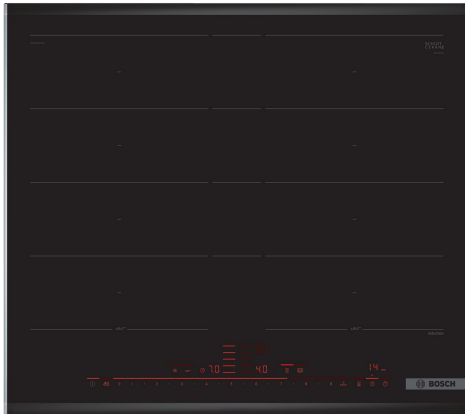


Series 8, induction cooktop, 60 cm, surface mount with frame PXY675DC1E



- **Child Lock:** locks the control panel to prevent unauthorized use.
- **Timer with switch-off function:** turns off the assigned cooking zone after the set time.
- **Ceramic glass surface:** highly heat-resistant as well as easy to clean.
- **DirectSelect Premium:** direct, simple selection of the desired cooking zone, power and additional functions.
- **PerfectFry:** no more worries about scorching.

Product name/family: Cooking zone ceramic
 Built-in / Free-standing: Built-in
 Energy type: Electric
 Total number of positions that can be used at the same time: 4
 Required niche size for installation (HxWxD): 51 x 560-560 x 490-500 mm
 Width of the appliance: 606 mm
 Dimensions: 51x606x527 mm
 Dimensions of the packed product (HxWxD): 126 x 753 x 603 mm
 Net weight: 16.1 kg
 Gross weight: 17.3 kg
 Residual heat indicator: Separate
 Location of control panel: Front
 Basic surface material: Ceramic
 Color of surface: Black, Alu, brushed
 Length electrical supply cord: 110.0 cm
 EAN code: 4242002848945
 Voltage: 220-240 V
 Frequency: 60; 50 Hz

HEZ32WA00 Wireless food thermometer, HEZ390011 Stainless Steel roaster with glas lid, HEZ390012 Steaming Rack for Stainless Steel roaste, HEZ390090 Wok Set consisting of 3 Items, HEZ390210 System pan diameter 15 cm, HEZ390220 System pan diameter 19 cm, HEZ390230 System pan diameter 21cm, HEZ390250 System pan diameter 28 cm, HEZ390512 Teppan Yaki (large), HEZ390522 Griddle Plate, HEZ394301 Connecting strip, HEZ9CF240 Fry pan, coated 24cm Ø, HEZ9CF280 Fry pan, coated 28cm Ø, HEZ9ES100 Espresso maker 4 cups, HEZ9FE280 Iron pan Ø 18 / 28 cm, HEZ9FF010 Flex Pan, large, HEZ9FF030 Flex Pan set, 3 pcs., HEZ9FF040 Flex Pan set, 4 pcs., HEZ9SE040 4 pieces Set, HEZ9SE060 6 pieces Set, HEZ9TY010 Teppan Yaki, HZ390011 Stainless Steel roaster with glas lid



Series 8, induction cooktop, 60 cm, surface mount with frame PXY675DC1E

Flexibility of cooking zones

- 2 Flex Induction Zones with extended flex: use cookware within the 40cm long zone or even place cookware horizontally on the extended zone.
- Cooking zone front left: 230 mm, 190 mm, 2.2 KW (max. power 3.7 KW)
- Cooking zone rear left: 230 mm, 190 mm, 2.2 KW (max. power 3.7 KW)
- Cooking zone rear right: 230 mm, 190 mm, 2.2 KW (max power 3.7 KW)
- Cooking zone front right: 230 mm, 190 mm, 2.2 KW (max. power 3.7 KW)

Comfort & Convenience

- Direct Select 2.0: directly control the power on the extra large illuminated touch bar (invisible when switched off).
- 17 power levels: precisely adapt the heat with 17 power levels (9 main levels and 8 intermediate levels).
- Keep warm function: keep dishes warm at preset low power level.
- Timer with automatic switch off for all zones: switches off the cooking zone at the end of the time set (e.g. for boiled eggs).
- Count-down timer
- : an alarm sounds at the end of the time set (e.g. for pasta).

Time saving & Efficiency

- PowerBoost function - reduce the time to heat up large quantities of water: boil water faster with up to 50% more power than at the highest standard level.
- PanBoost: heat up pans more quickly than at the highest standard level while protecting the pan coating.
- 3-steps: increase or decrease the power level simply by moving the pot forwards or backwards.
- Automatic Setting Transfer: when moving a pot to a different cooking zone (Flex zone), transfer all previous settings to the new zone at the touch of a button.
- QuickStart: Quick and automatic first pot detection: when switching on, the cooktop automatically selects the cooking zone with cookware on it.
- ReStart function: in case of unintentional switch-off, restore all previous settings by switching on the cooktop again within 4 seconds.

Cooking Assistance

- FryingSensor with 5 temperature settings: prevents scorching with the automatic temperature regulation of the integrated sensor.

Design

- Stainless steel side trims with bevelled front.

Safety

- Digital 2 stage residual heat indicator: indicates which cooking zones are still hot or warm.
- Childproof lock: prevent unintended activation of the cooktop.
- demo mode, WipeProtection, Childproof lock, PowerManagement Function, Automatic pan recognition sensor, Automatic Safety switch-off: wipe overboiled liquids without unintentionally changing settings (blocking all touch buttons for 30 seconds).
- Main switch: switch off all cooking zones at the touch of a button.
- Automatic Safety switch-off: for safety reasons, heating stops after

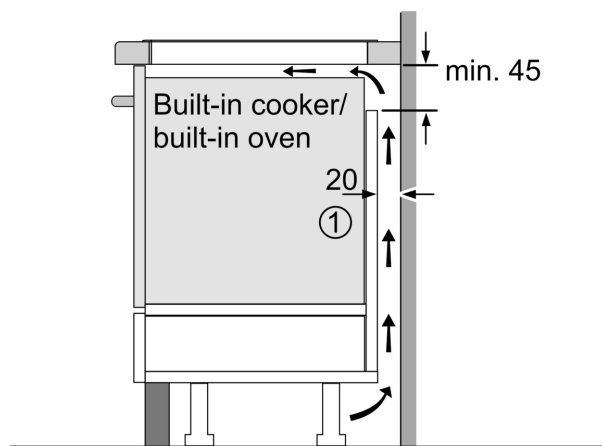
a preset time without interaction.

- Energy consumption: shows the electricity consumption of the last cooking process.

Installation

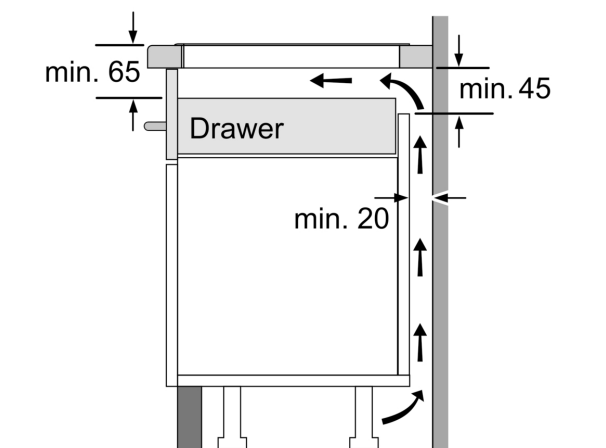
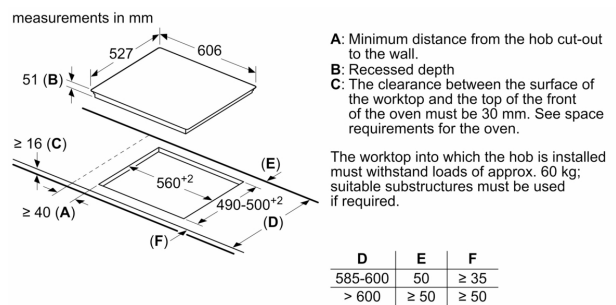
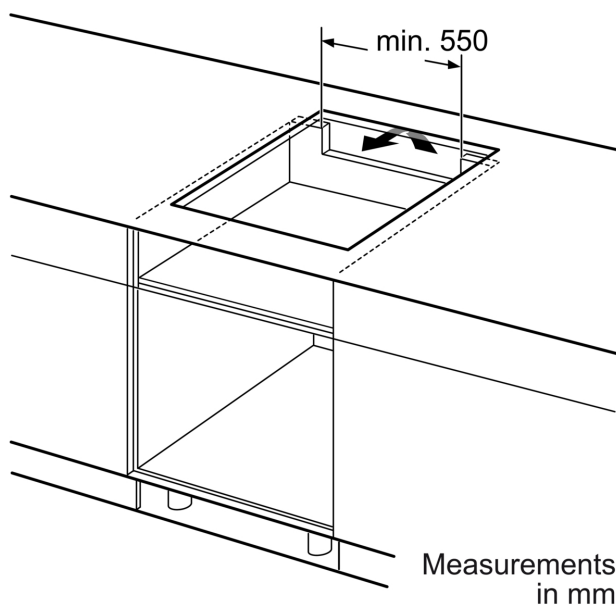
- Dimensions of the product (HxWxD mm): 51 x 606 x 527
- Required niche size for installation (HxWxD mm) : 51 x 560 x (490 - 500)
- Min. worktop thickness: 16 mm
- Connected load: 7.4 KW
- PowerManagement Function: limit the maximum power if needed (depends on fuse protection of electric installation).
- Power cord: 1.1 m, loose insert in packaging

**Series 8, induction cooktop, 60 cm,
surface mount with frame
PXY675DC1E**



①
Ventilation gap must
be present

All measurements in mm



Measurements in mm