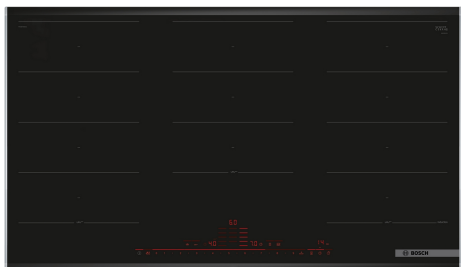


Series 8, induction cooktop, 90 cm, Black, PXX975DC1E



- **Child Lock:** locks the control panel to prevent unauthorized use.
- **Timer with switch-off function:** turns off the assigned cooking zone after the set time.
- **Ceramic glass surface:** highly heat-resistant as well as easy to clean.
- **DirectSelect Premium:** direct, simple selection of the desired cooking zone, power and additional functions.
- **PerfectFry:** no more worries about scorching.

Product name/family: Cooking zone ceramic
 Built-in / Free-standing: Built-in
 Energy type: Electric
 Total number of positions that can be used at the same time: 5
 Required niche size for installation (HxWxD): 51 x 880-880 x 490-500 mm
 Width of the appliance: 916 mm
 Dimensions: 51x916x527 mm
 Dimensions of the packed product (HxWxD): ... 126 x 1073 x 603 mm
 Net weight: 19.0 kg
 Gross weight: 22.7 kg
 Residual heat indicator: Separate
 Location of control panel: Front
 Basic surface material: Ceramic
 Color of surface: Black, Alu, brushed
 Length electrical supply cord: 110.0 cm
 EAN code: 4242002861753
 Voltage: 220-240 V
 Frequency: 50; 60 Hz

HEZ32WA00 Wireless food thermometer, HEZ390011 Stainless Steel roaster with glas lid, HEZ390012 Steaming Rack for Stainless Steel roaste, HEZ390090 Wok Set consisting of 3 Items, HEZ390210 System pan diameter 15 cm, HEZ390220 System pan diameter 19 cm, HEZ390230 System pan diameter 21cm, HEZ390512 Teppan Yaki (large), HEZ390522 Griddle Plate, HEZ394301 Connecting strip, HEZ9CF240 Fry pan, coated 24cm Ø, HEZ9CF280 Fry pan, coated 28cm Ø, HEZ9ES100 Espresso maker 4 cups, HEZ9FE280 Iron pan Ø 18 / 28 cm, HEZ9FF010 Flex Pan, large, HEZ9FF030 Flex Pan set, 3 pcs., HEZ9FF040 Flex Pan set, 4 pcs., HEZ9SE040 4 pieces Set, HEZ9SE060 6 pieces Set, HEZ9TY010 Teppan Yaki, HZ390011 Stainless Steel roaster with glas lid



Series 8, induction cooktop, 90 cm, Black, PXX975DC1E

Installation

- Dimensions of the product (HxWxD mm): 51 x 916 x 527
- Connected load: 11.1 KW

Flexibility of cooking zones

- 3 Flex Induction zones: use cookware of any shape or size anywhere within the 40cm cooking zone.
- Cooking zone front left: 240 mm, 200 mm, 2.2 KW (max. power 3.7 KW)
- Cooking zone rear left: 240 mm, 200 mm, 2.2 KW (max. power 3.7 KW)
- Cooking zone rear middle: 240 mm, 300 mm, 2.6 KW (max. power 3.7 KW)
- Cooking zone rear right: 240 mm, 200 mm, 2.2 KW (max power 3.7 KW)
- Cooking zone front right: 240 mm, 200 mm, 2.2 KW (max. power 3.7 KW)

Comfort & Convenience

- Direct Select 2.0: directly control the power on the extra large illuminated touch bar (invisible when switched off).
- 17 power levels: precisely adapt the heat with 17 power levels (9 main levels and 8 intermediate levels).
- Timer with automatic switch off for all zones: switches off the cooking zone at the end of the time set (e.g. for boiled eggs).
- Count-down timer
- : an alarm sounds at the end of the time set (e.g. for pasta).
- Timer / Alarm clock: shows how much time has passed since starting the timer (e.g. for potatoes).

Time saving & Efficiency

- PowerBoost function - reduce the time to heat up large quantities of water: boil water faster with up to 50% more power than at the highest standard level.
- 3-steps: increase or decrease the power level simply by moving the pot forwards or backwards.
- QuickStart: Quick and automatic first pot detection: when switching on, the cooktop automatically selects the cooking zone with cookware on it.
- ReStart function: in case of unintentional switch-off, restore all previous settings by switching on the cooktop again within 4 seconds.

Cooking Assistance

- FryingSensor with 5 temperature settings: prevents scorching with the automatic temperature regulation of the integrated sensor.

Design

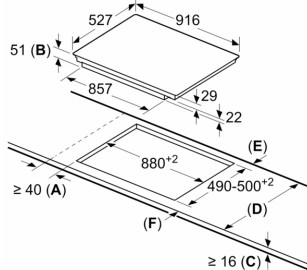
- Stainless steel side trims with bevelled front.

Safety

- Digital 2 stage residual heat indicator: indicates which cooking zones are still hot or warm.
- Childproof lock: prevent unintended activation of the cooktop.
- demo mode, WipeProtection, Childproof lock, PowerManagement Function, Automatic pan recognition sensor, Automatic Safety switch-off: wipe overboiled liquids without unintentionally changing settings (blocking all touch buttons for 30 seconds).
- Main switch: switch off all cooking zones at the touch of a button.
- Automatic Safety switch-off: for safety reasons, heating stops after a preset time without interaction.
- Energy consumption: shows the electricity consumption of the last cooking process.

Series 8, induction cooktop, 90 cm, Black, PXX975DC1E

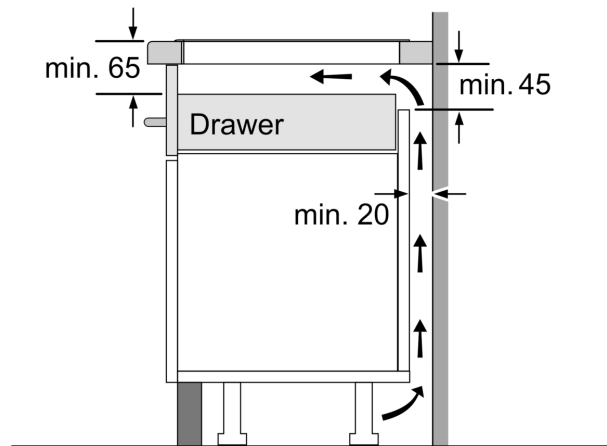
measurements in mm



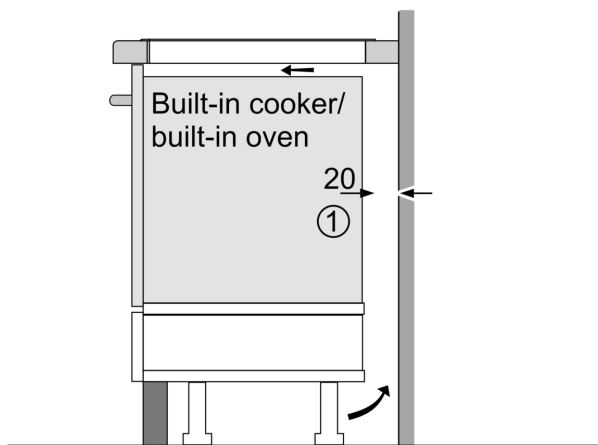
- A:** Minimum distance from the hob cut-out to the wall;
B: Recessed depth
C: The clearance between the surface of the worktop and the top of the front of the oven must be 30 mm. See space requirements for the oven.

The worktop into which the hob is installed must withstand loads of approx. 60 kg; suitable substructures must be used if required.

D	E	F
585-600	50	≥ 35
> 600	≥ 50	≥ 50

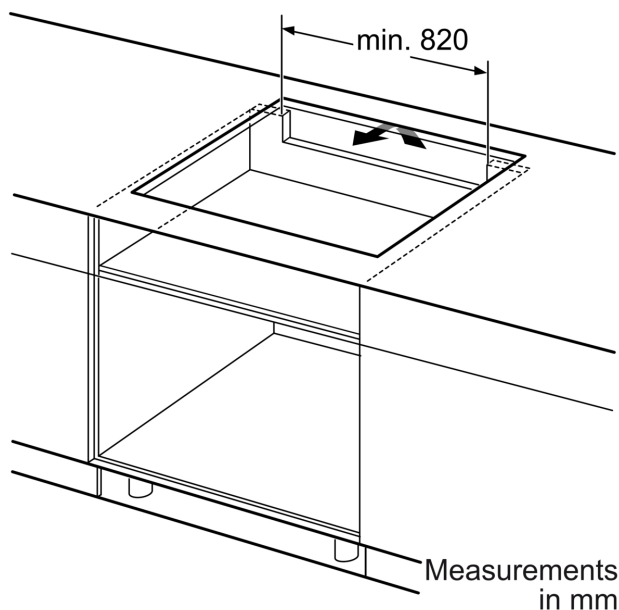


Measurements in mm



- ①
Ventilation gap must be present.

Measurements in mm



Measurements in mm