

Series 6, Induction cooktop, 80 cm, surface mount without frame PVS831HC1E



Optional accessories

HEZ32WA00 : Wireless food thermometer
HEZ9ES100 : Espresso maker 4 cups
HEZ9FE280 : Iron pan Ø 18 / 28 cm
HEZ9SE030 : Set of 2 Pots and 1 Pan
HEZ9SE060 : 6 pieces Set

The DirectSelect cooktop with PerfectFry Plus: direct and simple control with temperature sensor to prevent burning.

- **CombiZone:** combines two cooking zones to create one large area for bigger cookware.
- **DirectSelect:** easy selection of cooking zone, power level and additional functions.
- **PerfectFry Plus:** intelligently controls pan temperature for optimal frying and consistent results.
- **Favourite button:** personalise your cooktop with the Home Connect app.
- **28 cm cooking zone:** ideal for large pots, pans and cookware.

Technical Data

Product name/family : Cooking zone ceramic
Built-in / Free-standing : Built-in
Energy input : Electric
Total number of positions that can be used at the same time : 4
Required niche size for installation (HxWxD) : 51 x 750-750 x 490-500 mm
Width of the appliance : 802 mm
Dimensions : 51x802x522 mm
Dimensions of the packed product (HxWxD) : 130x950x600 mm
Net weight : 15.3 kg
Gross weight : 16.7 kg
Residual heat indicator : Separate
Location of control panel : Front
Basic surface material : Ceramic
Color of surface : Black
Length electrical supply cord : 110 cm
EAN code : 4242005394388
Voltage : 220-240 V
Frequency : 50; 60 Hz



Series 6, Induction cooktop, 80 cm, surface mount without frame PVS831HC1E

The DirectSelect cooktop with PerfectFry Plus: direct and simple control with temperature sensor to prevent burning.

Design

- 80 cm: space for 4 pots or pans.
- Bevelled front edge

Flexibility of cooking zones

- Combi Induction
: use bigger cookware by connecting two classic cooking zones into one large zone.
- Cooking zone front left: 190 mm, 210 mm, 2.5 KW (max. power 3.7 KW)
- Cooking zone rear left: 190 mm, 210 mm, 2.5 KW (max. power 3.7 KW)
- Cooking zone rear right: 280 mm , 3 KW (max power 3.7 KW)
- Cooking zone front right: 145 mm, 1.6 KW (max. power 2.2 KW)

Comfort & Convenience

- DirectSelect: effortlessly change the power with the imprinted touch bar.
- 17 power levels: precisely adapt the heat with 17 power levels (9 main levels and 8 intermediate levels).
- Switch-off timer: switches off the cooking zone at the end of the time set (e.g. for boiled eggs).
- Count-down-timer (can be chosen instead of switch-off timer): an alarm sounds at the end of the time set (e.g. for pasta).
- Sound volume adaptable to personal preference.

Time saving & Efficiency

- PowerBoost function - reduce the time to heat up large quantities of water: boil water faster with up to 50% more power than at the highest standard level.
- QuickStart: Quick and automatic first pot detection: when switching on, the cooktop automatically selects the cooking zone with cookware on it.
- ReStart function: in case of unintentional switch-off, restore all previous settings by switching on the cooktop again within 4 seconds.

Cooking Assistance

- PerfectFry Plus sensor: choose from 11 predefined temperatures in a range from 70°C up to 220°C: prevents scorching with the automatic temperature regulation of the integrated sensor.
- Dish assistant: easily find the right temperature setting for a certain dish via the home connect app.

Connectivity

- HomeConnect enabled: check if the cooktop is switched off even when not at home, and find recipes or additional functions in the Home Connect app. www.home-connect.co.nz
- Cooktop to Hood: automatically activates the rangehood when cooking, thanks to the WiFi connection of cooktop and suitable rangehood.
- Favourite Button: directly access favourite functions with a configurable button (available with connected Home Connect account).
- Updateable appliance (available with connected Home Connect account): easily keep your appliance up to date with the latest software.

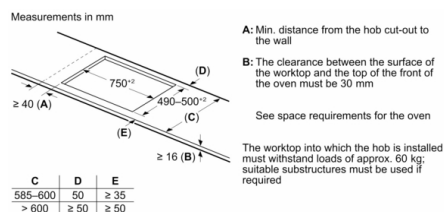
Safety

- Digital 2 stage residual heat indicator: indicates which cooking zones are still hot or warm.
- Childproof lock: prevent unintended activation of the cooktop.
- Pause function : pause the heating process, e.g to answer the door.
- Main switch: switch off all cooking zones at the touch of a button.
- Automatic Safety switch-off: for safety reasons, heating stops after a preset time without interaction.

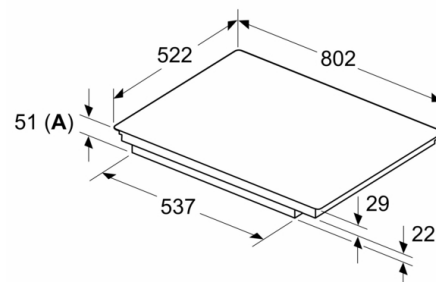
Installation

- Dimensions of the product (HxWxD mm): 51 x 802 x 522
- Required niche size for installation (HxWxD mm) : 51 x 750 x (490 - 500)
- Min. worktop thickness: 16 mm
- Connected load: 7.4 KW
- PowerManagement Function: enables the total power of the cooktop to be limited if necessary (for suitability and installation, consult a licensed electrician).

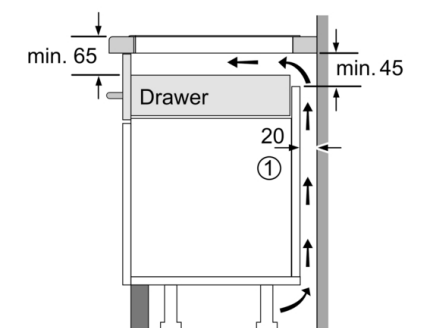
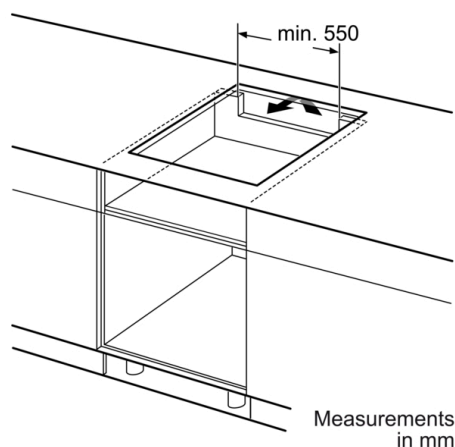
Series 6, Induction cooktop, 80 cm, surface mount without frame PVS831HC1E



Measurements in mm

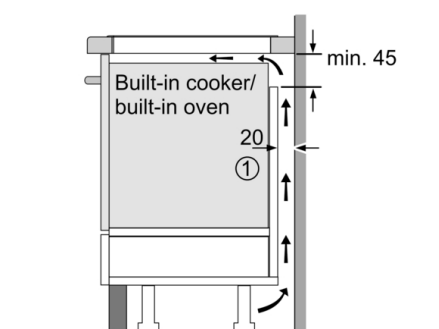


A: Recessed depth



① Ventilation gap must be present.

Measurements in mm



① Ventilation gap must be present

All measurements in mm