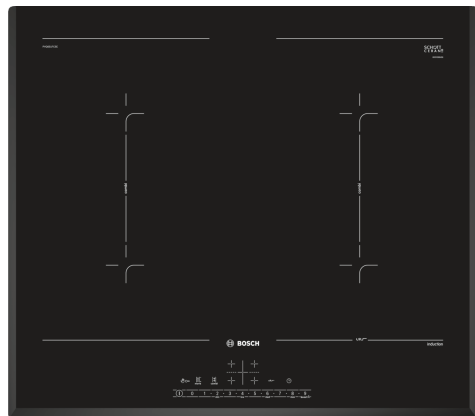


**Series 6, Induction cooktop, 60 cm,
Black,
PVQ651FC5E**



HEZ390090	Wok Set consisting of 3 Items
HEZ390210	System pan diameter 15 cm
HEZ9ES100	Espresso maker 4 cups
HEZ9FE280	Iron pan Ø 18 / 28 cm
HEZ9SE040	4 pieces Set
HEZ9SE060	6 pieces Set

**The CombiInduction cooktop: you can
place large, oval or rectangular cookware
on two connected cooking zones.**

- **DirectSelect:** Direct, simple selection of the desired cooking zone, power and additional functions.
- **CombiZone:** combine two induction cooking zones to heat large cookware.
- **PerfectFry:** no more worrying about scorching heat.
- **Power Boost:** up to 35% faster heating compared to highest power level.
- **Restart:** restores cooktop settings in case of an unintentional switch-off.

Product name/family: Cooking zone ceramic
 Built-in / Free-standing: Built-in
 Energy type: Electric
 Total number of positions that can be used at the same time: 4
 Min. required niche size for installation (HxWxD): 51 x 560-560 x 490-500 mm
 Width of the appliance: 592 mm
 Dimensions: 51x592x522 mm
 Dimensions of the packed product (HxWxD): 126 x 753 x 608 mm
 Net weight: 11.7 kg
 Gross weight: 13.9 kg
 Residual heat indicator: Separate
 Location of control panel: Front
 Basic surface material: Ceramic
 Color of surface: Black
 Length electrical supply cord: 110.0 cm
 EAN code: 4242005088256
 Voltage: 220-240 V
 Frequency: 50; 60 Hz



Series 6, Induction cooktop, 60 cm, Black, PVQ651FC5E

The CombiInduction cooktop: you can place large, oval or rectangular cookware on two connected cooking zones.

Flexibility of cooking zones

- 2 Combi zones
- : use bigger cookware by connecting two classic cooking zones into one large zone.
- Cooking zone front left: 190 mm, 210 mm, 2.2 KW (max. power 3.7 KW)
- Cooking zone rear left: 190 mm, 210 mm, 2.2 KW (max. power 3.7 KW)
- Cooking zone rear right: 190 mm, 210 mm, 2.2 KW (max power 3.7 KW)
- Cooking zone front right: 190 mm, 210 mm, 2.2 KW (max. power 3.7 KW)

Comfort & Convenience

- TouchControl MultiTouch: effortlessly change the power with the imprinted touch bar.
- 17 power levels: precisely adapt the heat with 17 power levels (9 main levels and 8 intermediate levels).
- Timer with automatic switch off for all zones: switches off the cooking zone at the end of the time set (e.g. for boiled eggs).
- Alarm clock
- : an alarm sounds at the end of the time set (e.g. for pasta).

Time saving & Efficiency

- PowerBoost: rapid heating for large pots of water, automatically turns off right on time to prevent overheating
- : boil water more quickly thanks to 50% more energy than at the highest standard level.
- Move function: increase or decrease the power level simply by moving the pot forwards or backwards.
- QuickStart: Quick and automatic first pot detection: when switching on, the cooktop automatically selects the cooking zone with cookware (placed in off-mode).
- ReStart function: in case of unintentional switch-off, restore all previous settings by switching on the cooktop again within 4 seconds.

Cooking Assistance

- with 4 temperature levels and 9 automatic frying programs
- : prevents overcooking with the automatic temperature regulation of the integrated sensor.

Design

- Frameless with faceted edges

Safety

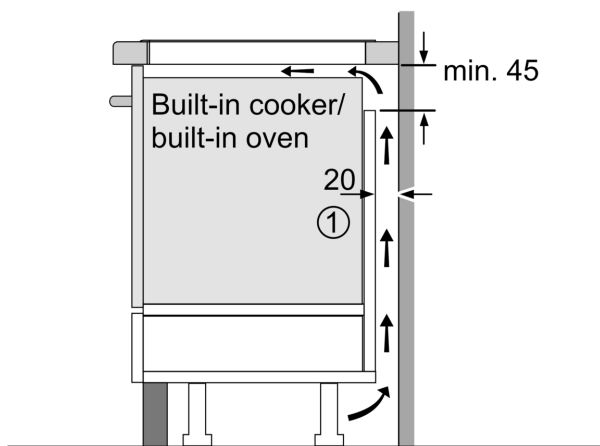
- Digital 2 stage residual heat indicator: indicates which cooking zones are still hot or warm.
- Childproof lock: prevent unintended activation of the cooktop.
- WipeProtection, Childproof lock, PowerManagement Function, Automatic pan recognition sensor, Automatic Safety switch-off: wipe overboiled liquids without unintentionally changing settings (blocking all touch buttons for 30 seconds).

- Automatic Safety switch-off: for safety reasons, heating stops after a preset time without interaction.
- Energy consumption: shows the electricity consumption of the last cooking process.

Installation

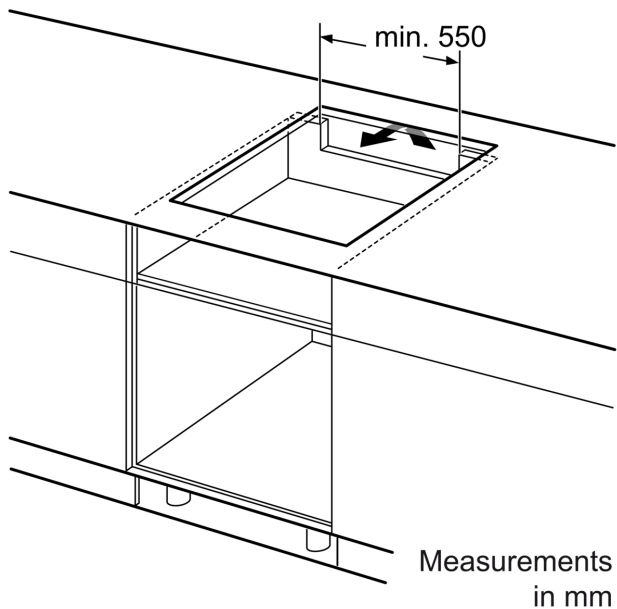
- Dimensions of the product (HxWxD mm): 51 x 592 x 522
- Required niche size for installation (HxWxD mm) : 51 x 560 x (490 - 500)
- Min. worktop thickness: 16 mm
- Connected load: 7.4 KW
- PowerManagement Function: limit the maximum power if needed (depends on fuse protection of electric installation).
- Power cord: 1.1 m, loose insert in packaging

**Series 6, Induction cooktop, 60 cm,
Black,
PVQ651FC5E**



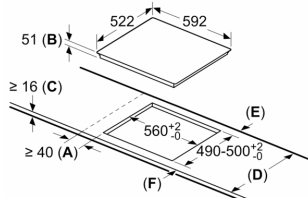
①
Ventilation gap must
be present

All measurements in mm



Measurements
in mm

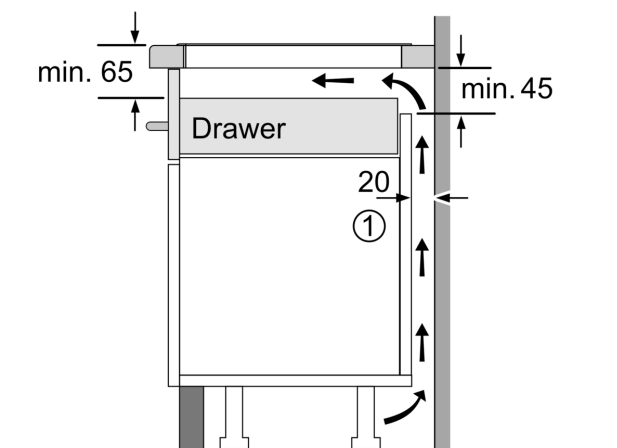
measurements in mm



- A:** Minimum distance from the hob cut-out to the wall.
B: Recessed depth
C: The clearance between the surface of the worktop and the top of the front of the oven must be 30 mm. See space requirements for the oven.

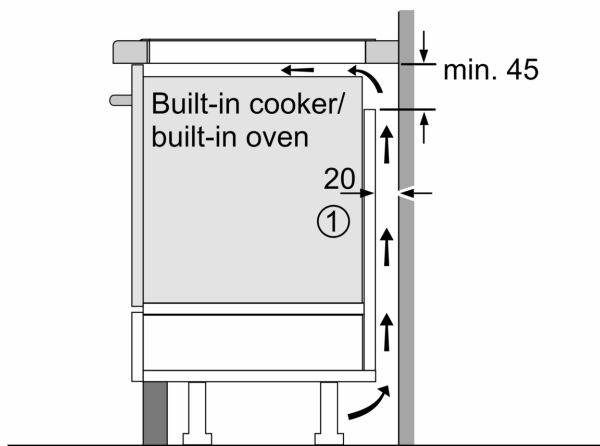
The worktop into which the hob is installed must withstand loads of approx. 60 kg; suitable substructures must be used if required.

D	E	F
585-600	50	≥ 35
> 600	≥ 50	≥ 50



①
Ventilation gap must
be present.

Measurements in mm



①
Ventilation gap must
be present

All measurements in mm