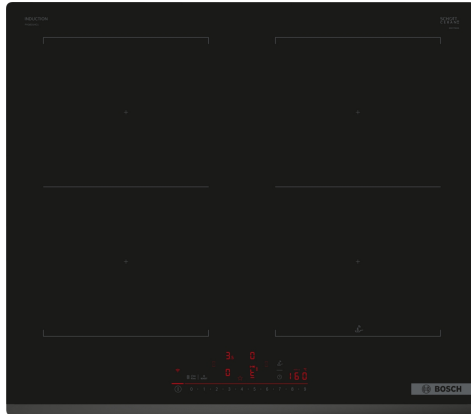


Series 6, Induction cooktop, 60 cm, Black, PVQ631HC1E



The DirectSelect hob with PerfectFry Plus: Direct and simple control with temperature sensor to prevent scorching.

- **DirectSelect:** easy selection of cooking zone, power level and additional functions.
- **Combi Zone:** combine two induction cooking zones to heat large cookware.
- **PerfectFry Plus:** no more worrying about scorching.
- **Smart Hood Automatic:** a matching hood automatically adjusts on your hob settings while cooking.
- **Favourite button:** personalize your hob with Home Connect.

Product name/family: Cooking zone ceramic
 Built-in / Free-standing: Built-in
 Energy type: Electric
 Total number of positions that can be used at the same time: 4
 Required niche size for installation (HxWxD): 51 x 560-560 x 490-500 mm
 Width of the appliance: 592 mm
 Dimensions: 51x592x522 mm
 Dimensions of the packed product (HxWxD): 130 x 750 x 600 mm
 Net weight: 12.8 kg
 Gross weight: 14.5 kg
 Residual heat indicator: Separate
 Location of control panel: Front
 Basic surface material: Ceramic
 Color of surface: Black
 Length electrical supply cord: 110.0 cm
 EAN code: 4242005394180
 Voltage: 220-240 V
 Frequency: 50; 60 Hz

HEZ32WA00	Wireless food thermometer
HEZ390090	Wok Set consisting of 3 Items
HEZ390210	System pan diameter 15 cm
HEZ390220	System pan diameter 19 cm
HEZ390230	System pan diameter 21cm
HEZ9CF240	Fry pan, coated 24cm Ø
HEZ9CF280	Fry pan, coated 28cm Ø
HEZ9ES100	Espresso maker 4 cups
HEZ9FE280	Iron pan Ø 18 / 28 cm
HEZ9SE030	Set of 2 pots and 1 pan
HEZ9SE040	4 pieces Set
HEZ9SE060	6 pieces Set



Series 6, Induction cooktop, 60 cm, Black, PVQ631HC1E

The DirectSelect hob with PerfectFry Plus: Direct and simple control with temperature sensor to prevent scorching.

Design

- 60 cm: space for 4 pots or pans.
- Bevelled front edge

Flexibility of cooking zones

- 2 Combi zones
- : use bigger cookware by connecting two classic cooking zones into one large zone.
- Cooking zone front left: 190 mm, 210 mm, 2.5 KW (max. power 3.7 KW)
- Cooking zone rear left: 190 mm, 210 mm, 2.5 KW (max. power 3.7 KW)
- Cooking zone rear right: 190 mm, 210 mm, 2.5 KW (max power 3.7 KW)
- Cooking zone front right: 190 mm, 210 mm, 2.5 KW (max. power 3.7 KW)

Comfort & Convenience

- DirectSelect: effortlessly change the power with the imprinted touch bar.
- Favourite Button: directly access favourite functions with a configurable button (available with connected Home Connect account).
- 17 power levels: precisely adapt the heat with 17 power levels (9 main levels and 8 intermediate levels).
- Switch-off timer: switches off the cooking zone at the end of the time set (e.g. for boiled eggs).
- Count-down-timer (can be chosen instead of switch-off timer): an alarm sounds at the end of the time set (e.g. for pasta).
- Sound volume adaptable to personal preference.

Time saving & Efficiency

- PowerBoost function - reduce the time to heat up large quantities of water: boil water faster with up to 50% more power than at the highest standard level.
- QuickStart: Quick and automatic first pot detection: when switching on, the cooktop automatically selects the cooking zone with cookware on it.
- ReStart function: in case of unintentional switch-off, restore all previous settings by switching on the cooktop again within 4 seconds.

Cooking Assistance

- PerfectFry Plus sensor: choose from 11 predefined temperatures in a range from 70°C up to 220°C: prevents scorching with the automatic temperature regulation of the integrated sensor.
- Dish assistant: easily find the right temperature setting for a certain dish via the home connect app.

Connectivity

- HomeConnect enabled: check if the cooktop is switched off even when not at home, and find recipes or additional functions in the Home Connect app. www.home-connect.co.nz
- Cooktop to Hood: automatically activates the hood when cooking,

thanks to the WiFi connection of cooktop and suitable hood.

- Smart home trigger, via Favourite button (available with connected Home Connect account): open up the smart universe from your cooktop (partner service required).
- Updateable appliance (available with connected Home Connect account): easily keep your appliance up to date with the latest software.

Safety

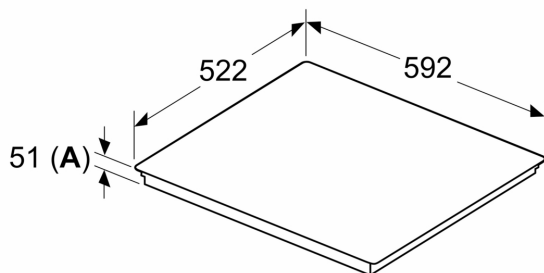
- Digital 2 stage residual heat indicator: indicates which cooking zones are still hot or warm.
- Childproof lock: prevent unintended activation of the cooktop.
- Pause function : pause the heating process, e.g to answer the door.
- Main switch: switch off all cooking zones at the touch of a button.
- Automatic Safety switch-off: for safety reasons, heating stops after a preset time without interaction.

Installation

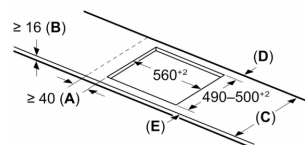
- Dimensions of the product (HxWxD mm): 51 x 592 x 522
- Required niche size for installation (HxWxD mm) : 51 x 560 x (490 - 500)
- Min. worktop thickness: 16 mm
- Connected load: 7.4 KW
- PowerManagement Function: limit the maximum power if needed (depends on fuse protection of electric installation).

**Series 6, Induction cooktop, 60 cm,
Black,
PVQ631HC1E**

Measurements in mm



Measurements in mm



A: Min. distance from the hob cut-out to the wall

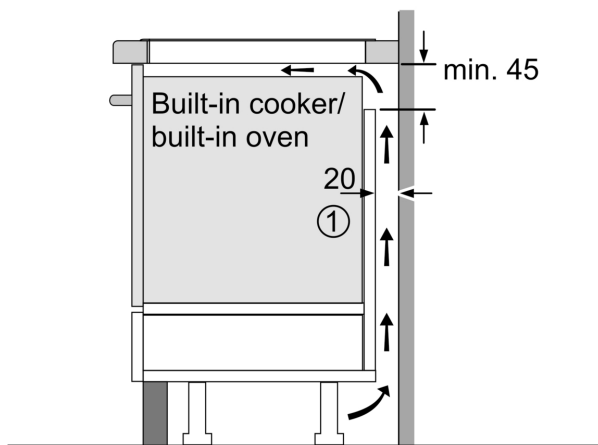
B: The clearance between the surface of the worktop and the top of the front of the oven must be 30 mm

See space requirements for the oven

The worktop into which the hob is installed must withstand loads of approx. 60 kg; suitable substructures must be used if required

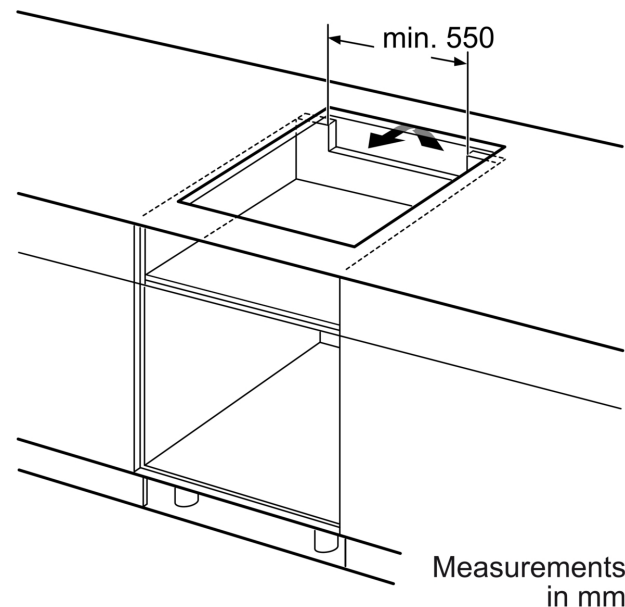
C	D	E
585–600	50	≥ 35
> 600	≥ 50	≥ 50

A: Recessed depth

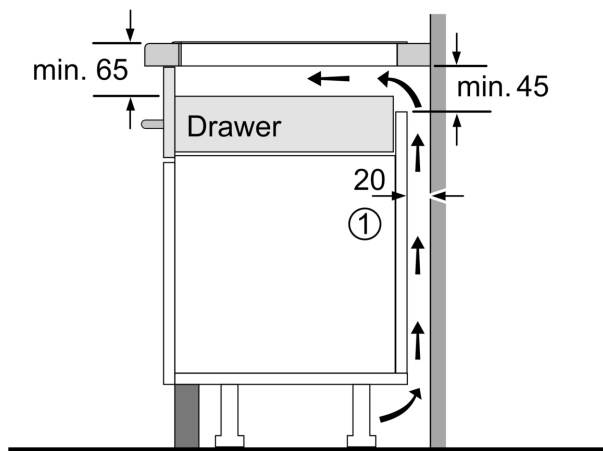


① Ventilation gap must be present

All measurements in mm



Measurements in mm



①
Ventilation gap must
be present.

Measurements in mm