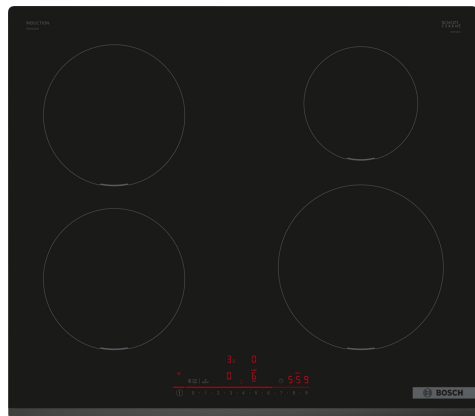


## Series 6, Induction cooktop, 60 cm, surface mount without frame PIE631HB1E



## The DirectSelect cooktop: Direct and simple control.

- **DirectSelect:** easy selection of cooking zone, power level and additional functions.
- **Smart Hood Automatic:** a matching hood automatically adjusts on your hob settings while cooking.
- **Power Boost:** up to 35% faster heating compared to highest power level.
- **Pause function:** lets you interrupt the cooking.
- **Favourite button:** personalize your hob with Home Connect.

Product name/family: ..... Cooking zone ceramic  
 Built-in / Free-standing: ..... Built-in  
 Energy type: ..... Electric  
 Total number of positions that can be used at the same time: ..... 4  
 Required niche size for installation (HxWxD): 51 x 560-560 x 490-500 mm  
 Width of the appliance: ..... 592 mm  
 Dimensions: ..... 51x592x522 mm  
 Dimensions of the packed product (HxWxD): ..... 130 x 750 x 600 mm  
 Net weight: ..... 12.2 kg  
 Gross weight: ..... 13.3 kg  
 Residual heat indicator: ..... Separate  
 Location of control panel: ..... Front  
 Basic surface material: ..... Ceramic  
 Color of surface: ..... Black  
 Length electrical supply cord: ..... 110.0 cm  
 EAN code: ..... 4242005393893  
 Voltage: ..... 220-240 V  
 Frequency: ..... 50; 60 Hz

HEZ32WA00 Wireless food thermometer  
 HEZ390090 Wok Set consisting of 3 Items  
 HEZ9ES100 Espresso maker 4 cups  
 HEZ9FE280 Iron pan Ø 18 / 28 cm  
 HEZ9SE030 Set of 2 pots and 1 pan  
 HEZ9SE040 4 pieces Set  
 HEZ9SE060 6 pieces Set



## **Series 6, Induction cooktop, 60 cm, surface mount without frame PIE631HB1E**

### **The DirectSelect cooktop: Direct and simple control.**

#### **Design**

- 60 cm: space for 4 pots or pans.
- Bevelled front edge

#### **Flexibility of cooking zones**

- Cooking zone front left: 180 mm, 2 KW (max. power 3.1 KW)
- Cooking zone rear left: 180 mm, 2 KW (max. power 3.1 KW)
- Cooking zone rear right: 145 mm, 1.6 KW (max power 2.2 KW)
- Cooking zone front right: 210 mm, 2.5 KW (max. power 3.7 KW)

#### **Comfort & Convenience**

- DirectSelect: effortlessly change the power with the imprinted touch bar.
- Favourite Button: directly access favourite functions with a configurable button (available with connected Home Connect account).
- 17 power levels: precisely adapt the heat with 17 power levels (9 main levels and 8 intermediate levels).
- Switch-off timer: switches off the cooking zone at the end of the time set (e.g. for boiled eggs).
- Count-down-timer (can be chosen instead of switch-off timer): an alarm sounds at the end of the time set (e.g. for pasta).
- Sound volume adaptable to personal preference.

#### **Time saving & Efficiency**

- PowerBoost function - reduce the time to heat up large quantities of water: boil water faster with up to 50% more power than at the highest standard level.
- QuickStart: Quick and automatic first pot detection: when switching on, the cooktop automatically selects the cooking zone with cookware on it.
- ReStart function: in case of unintentional switch-off, restore all previous settings by switching on the cooktop again within 4 seconds.

#### **Connectivity**

- HomeConnect enabled: check if the cooktop is switched off even when not at home, and find recipes or additional functions in the Home Connect app. [www.home-connect.co.nz](http://www.home-connect.co.nz)
- Cooktop to Hood: automatically activates the hood when cooking, thanks to the WiFi connection of cooktop and suitable hood.
- Smart home trigger, via Favourite button (available with connected Home Connect account): open up the smart universe from your cooktop (partner service required).
- Updateable appliance (available with connected Home Connect account): easily keep your appliance up to date with the latest software.

#### **Safety**

- Digital 2 stage residual heat indicator: indicates which cooking zones are still hot or warm.
- Childproof lock: prevent unintended activation of the cooktop.
- Pause function : pause the heating process, e.g to answer the door.
- Main switch: switch off all cooking zones at the touch of a button.

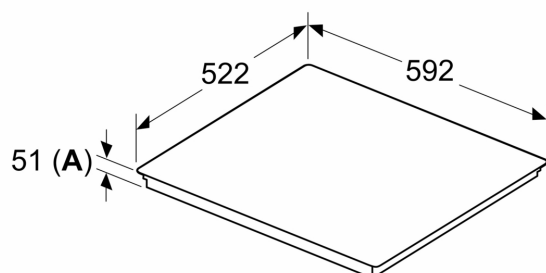
- Automatic Safety switch-off: for safety reasons, heating stops after a preset time without interaction.

#### **Installation**

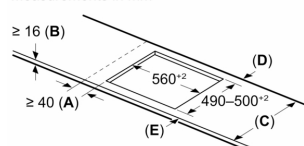
- Dimensions of the product (HxWxD mm): 51 x 592 x 522
- Required niche size for installation (HxWxD mm) : 51 x 560 x (490 - 500)
- Min. worktop thickness: 16 mm
- Connected load: 7.4 KW
- PowerManagement Function: limit the maximum power if needed (depends on fuse protection of electric installation).

## Series 6, Induction cooktop, 60 cm, surface mount without frame PIE631HB1E

Measurements in mm



Measurements in mm



**A:** Min. distance from the hob cut-out to the wall

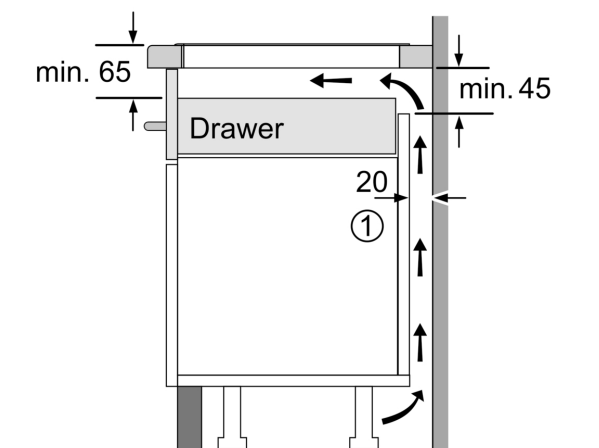
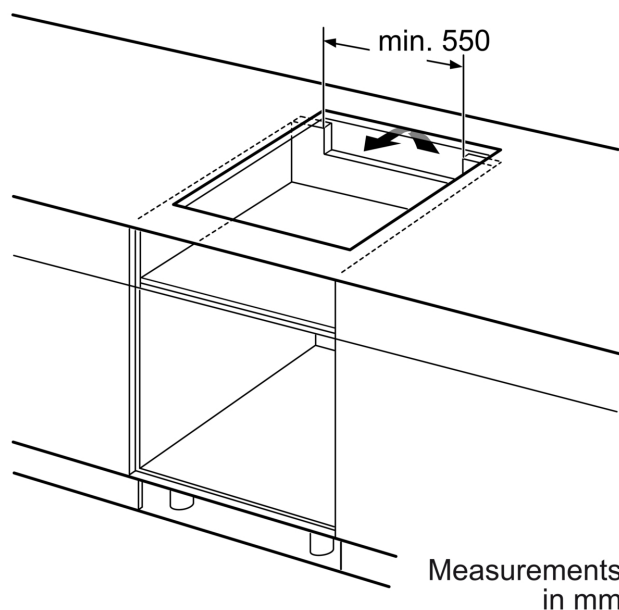
**B:** The clearance between the surface of the worktop and the top of the front of the oven must be 30 mm

See space requirements for the oven

The worktop into which the hob is installed must withstand loads of approx. 60 kg; suitable substructures must be used if required

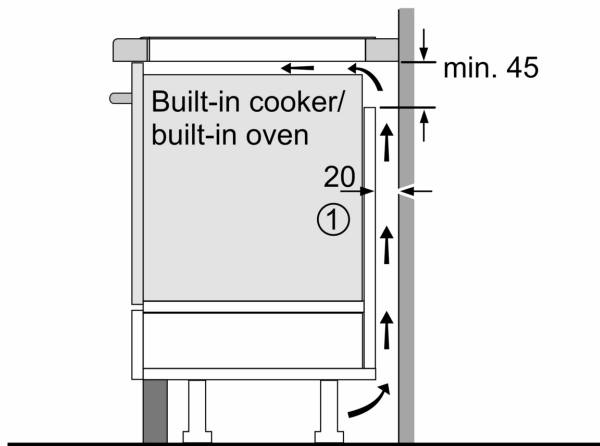
C	D	E
585-600	50	≥ 35
> 600	≥ 50	≥ 50

**A:** Recessed depth



① Ventilation gap must be present.

Measurements in mm



①  
Ventilation gap must  
be present

All measurements in mm