

## Series 8, Built-in oven, 60 x 60 cm, Stainless steel HBG672BS1A



HEZ327000 Pizza stone, HEZ530000 Half tray, HEZ531010 Baking tray, non-stick ceramic coated, HEZ532010 Universal pan, non-stick ceramic coated, HEZ617000 Pizza pan, enamelled, HEZ625071 Grill tray, anthracite, HEZ631070 Baking tray, enamelled, HEZ632070 Multipurpose pan, enamelled, HEZ633001 Lid for professional pan, enamelled, HEZ633070 Professional pan, enamelled, HEZ634000 Baking and roasting grid, HEZ635000 Barbecue-Set, HEZ636000 Glass pan, HEZ638170 1 level telescopic rail, full ext, pyro, HEZ638270 2 level telescopic rails, full ext,pyro, HEZ638370 3 level telescopic rails, full ext,pyro, HEZ660050 Cover Strip, HEZ664000 Baking and roasting grid, steam, HEZ915003 Glass roasting dish, 5,4 L

## The built-in oven, which you get perfect baking and roasting results.

- **4D Hotair:** even heat distribution for perfect results – on any level.
- **AutoPilot 10:** every dish is a perfect success thanks to 10 pre-set automatic programmes.
- **TFT Touch Display:** easy-to-use thanks to the Control Ring with clear text and symbols.
- **Pyrolytic self-cleaning:** Automatically cleans the oven, just wipe out the residue.
- **SoftMove door with SoftOpen and SoftClose:** the oven door opens and closes especially gently and quietly.

Color / Material Front: ..... Stainless steel  
 Built-in / Free-standing: ..... Built-in  
 Door opening: ..... Drop down  
 Integrated Cleaning system: ..... Pyrolytic  
 Control Panel Material: ..... Stainless steel  
 Door Material: ..... Glass  
 Dimensions: ..... 595x594x548 mm  
 Dimensions of the packed product (HxWxD): ..... 670 x 670 x 680 mm  
 Min. required niche size for installation (HxWxD): 585-595 x 560-568 x 550 mm  
 Cavity dimensions: ..... 357 x 480 x 415 mm  
 Usable volume of cavity: ..... 71 l  
 Number of interior lights: ..... 1  
 Net weight: ..... 37.6 kg  
 Gross weight: ..... 40.0 kg  
 EAN code: ..... 4242002827018  
 Connection rating: ..... 3600 W  
 Fuse protection: ..... 16 A  
 Voltage: ..... 220-240 V  
 Frequency: ..... 60; 50 Hz  
 Length electrical supply cord: ..... 120.0 cm



## **Series 8, Built-in oven, 60 x 60 cm, Stainless steel HBG672BS1A**

**The built-in oven, which you get perfect  
baking and roasting results.**

---

### **Heating Functions**

- Oven with 8 PCh heating methods:
- 4D Hot Air
- Defrost Full width grill HotAir Eco Top/Bottom heating Top/bottom heating Eco Pizza setting Hot-air grilling
- Temperature range 30 °C - 300 °C
- Cavity volume: 71 l

### **Design**

- Bosch Control Ring
- Stainless steel bar handle
- SoftMove oven door with soft close, Drop down oven door with SoftOpen and SoftClose, Bottom hinged door
- New design full glass inner door, easy to clean with simple access to the door glass - now with QR code support on how separate the inner door for cleaning

### **Convenience**

- TFT Touch Symbol Display
- Automatic Temperature control for each function
- Actual temperature display Temperature control indicator AutoPilot Automatic programming
- AutoPilot Automatic programming, 10 Automatic programs automatic programs
- Automatic rapid heat function
- Child lock
- Residual heat indicator Automatic switch off Start button Door contact safety switch Door lock
- Switch for oven illumination, Halogen lighting
- Cooling fan
- Stainless-steel fan
- Info button
- Low door temperature, when in use

### **Cleaning**

- Pyrolytic cleaning function

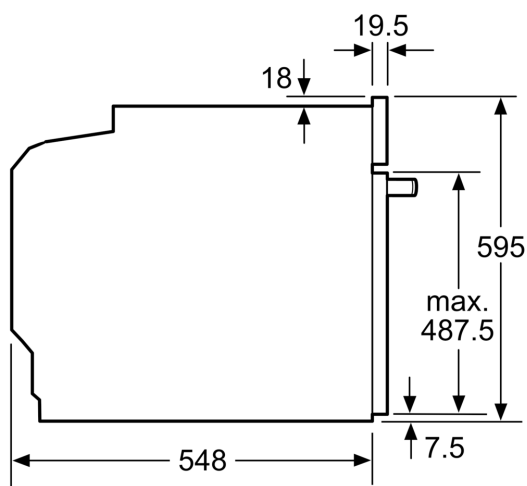
### **Accessories**

- grill tray, suit. pyrol. clean., combination grid, universal pan

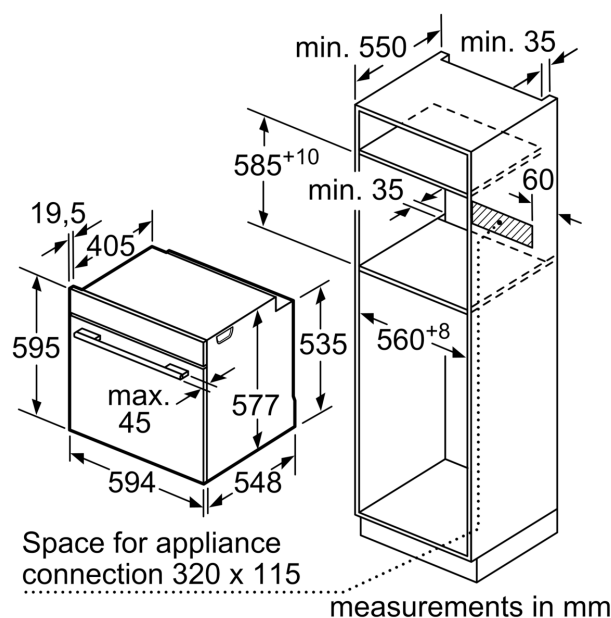
### **Technical Information**

- Total connected load electric: 3.6 KW
- Appliance dimension (HxWxD): 595 mm x 594 mm x 548 mm
- Installation dimensions (HxWxD): 585 mm - 595 mm x 560 mm - 568 mm x 550 mm
- Length of mains cable: 120 cm
- Please reference the built-in dimensions provided in the installation drawing
- Black Glass and Stainless steel finish

**Series 8, Built-in oven, 60 x 60 cm,  
Stainless steel  
HBG672BS1A**



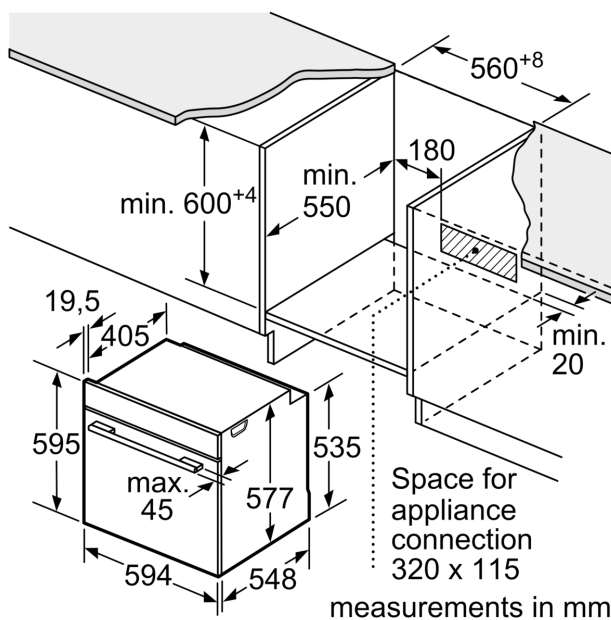
measurements in mm



measurements in mm

If the appliance will be installed underneath a hob, the following worktop thicknesses (including substructure if necessary) must be taken into account.

Hob type	min. worktop thickness	
	fitted	flush
Induction hob	37 mm	38 mm
Full surface Induction hob	47 mm	48 mm
Gas hob	30 mm	38 mm
Electric hob	27 mm	30 mm



measurements in mm