

Series 8, Built-In Fully Automatic Coffee Machine, Stainless steel, Removable water tank CTL636ES6



This built-in coffee center offers unparalleled variety with highest comfort.

- **Intelligent Heater inside:** Perfect brewing temperature and full aroma with the SensoFlow System
- **AromaDouble Shot:** Extra-strong coffee thanks to two grinding and brewing processes
- **OneTouch function:** Any coffee or milk speciality at the touch of a button - even two cups at the same time
- **Home Connect:** Home appliances with smart connectivity for an easier everyday life
- **AutoMilk Clean:** Automatic steam cleaning after every beverage for a properly cleaned milk system.

Built-in / Free-standing: Built-in
 Net weight: 19.7 kg
 Gross weight: 22.3 kg
 Dimensions: 455x594x375 mm
 Dimensions of the packed product (HxWxD): 540 x 478 x 670 mm
 Min. required niche size for installation (HxWxD): 449 x 558 x 356 mm
 EAN code: 4242002858166
 Fuse protection: 10 A
 Voltage: 220-240 V
 Frequency: 50/60 Hz
 Length electrical supply cord: 170.0 cm

TCZ7003 Accessories small appliances
 TCZ8001A Cleaning tablets
 TCZ8002A Descaling tablets
 TCZ8004A Care set espresso
 TCZ8009N insulated milk container
 Y988081012 :
 Y988081300 :
 Y988081302 :
 Y988081303 :



4 242002 858166

Series 8, Built-In Fully Automatic Coffee Machine, Stainless steel, Removable water tank CTL636ES6

This built-in coffee center offers unparalleled variety with highest comfort.

Flavour

- Innovative SensoFlow heating system
- One-touch preparation: Ristretto, Espresso, Espresso macchiato, Coffee, Cappuccino, Latte macchiato, Caffé Latte at the touch of a button
- AromaDoubleShot: Extra-strong coffee with less bitterness thanks to two grinding and brewing processes
- Beverage temperature individually adjustable: Coffee: 3 grades, Hot water: 4 grades
- optional Brita Intenza water filter: Reduces the lime content of water and filters substances affecting smell and taste

Convenience

- 4.1" TFT display with interactive menu
- MyCoffee: Save 8 favourite beverages with individual names and adjustable mixing ratio of milk and espresso
- 20-250 ml
- Coffee outlet yesheight-adjustable: Up to 15 cm (max), 7 cm (min), Yes high Latte Macchiato glasses fit underneath
- Cappuccino: Prepare two cups simultaneously for all coffee and milk specialties
- Removable 2.4 litre water tank
- Early warning when bean container or water tank are close to empty
- Flexible milk solution: Decide for yourself if you prefer connecting the yes milk container or using any other container, e.g. a milk carton
- Short user manual always at hand inside appliance

Performance

- SilentCeramDrive: High-value ceramic grinding unit
- CoffeeSensorPro: The grinding unit automatically adjusts to bean variety
- One-touch coffee milk specialties with especially fine-pored milk froth thanks to an innovative milk frother
- Reduced heating-up time: fastest first cup!
- Water pump with 19 bar pressure
- Separate container for pre-grounded coffee

Home Connect

- Discover the new way of controlling home appliances: by app. The Home Connect app allows you to access the appliance from anywhere - at home using WiFi, when away from home using the mobile phone network.
- Remote start: Select and configure beverages in the app, then remotely start the beverage preparation
- CoffeePlaylist: Enter multiple beverage wishes in the app at once, e.g. for visitors; the appliance will then prepare them one after another
- Coffee know-how: The app includes interesting knowledge around the topic coffee, e.g. bean varieties, harvesting methods or roasting techniques

- User manual: A digital user manual is ready to hand at all times in the app
- Customer service: In case of technical problems, the A01 customer service is able to access the appliance virtually - if you want so

Functions & Features

- Removable brewing unit: Easy and hygienic cleaning under running water
- Steam blast: Fully-automatic steam cleaning of the milk system after every beverage
- All milk nozzle parts are easily removable, separable, easy to clean & dishwasher-proof
- Complete emptying of all pipes after each brewing process
- Automatic rinsing program when switch-off, switch-on
- Removable drip dish including container for coffee grounds
- Fully automatic descaling & cleaning program
- Reminds in time of water filter change, descaling, cleaningDecalcification

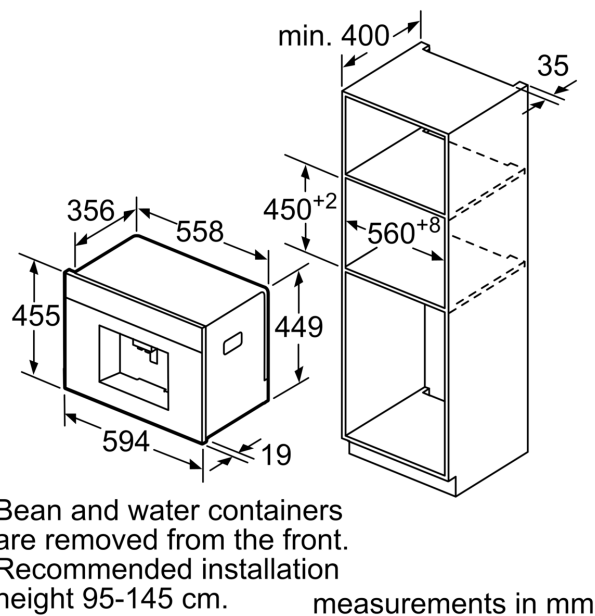
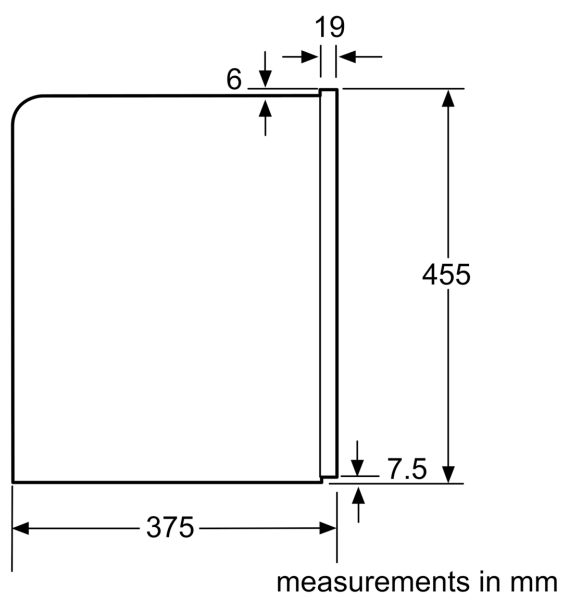
Miscellaneous

- Containers for water, milk and coffee beans are easily accessible but hidden behind a door, so the kitchen always looks clean
- Bean container with aroma protection lid (500 g volume)
- Grinding fineness adjustable (multi-level)
- Display language selectable
- Child-proof lock: key lock preventing unintended brewing cycle
- Wattage: 1600 W

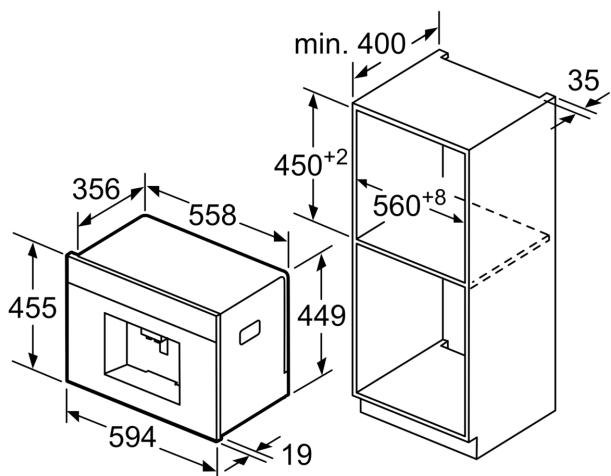
Accessories

- Isolated milk container with aluminium housing (0.7 l volume)
- Cleaning tablet, Descaling tablet, Measuring spoon, Set assembly screws, Milk container
- Separately available accessories: cleaning tablets (TCZ8001), descaling tablets (TCZ8002), BRITA Intenza water filter (TCZ7003), care set for fully-automatic espresso makers (TCZ8004)

**Series 8, Built-In Fully Automatic
Coffee Machine, Stainless steel,
Removable water tank
CTL636ES6**

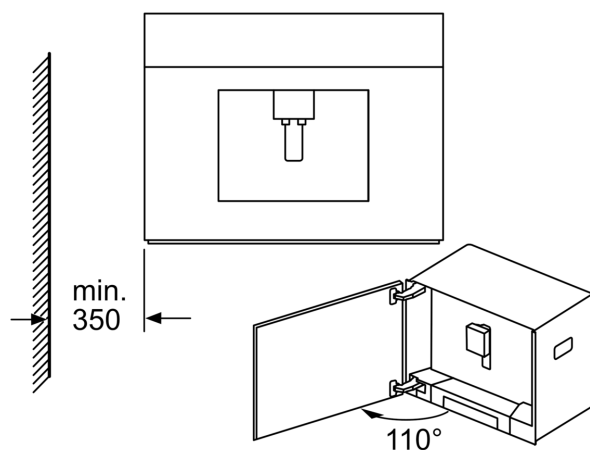


Bean and water containers
are removed from the front.
Recommended installation
height 95-145 cm.



Bean and water containers
are removed from the front.
Recommended installation
height 95-145 cm.

left corner installation



If using the 92° hinge limiter
(spare part no. 00636455),
the minimum distance to the wall
is only 100 mm.

