


Series 8, Built-in compact oven with microwave function, 60 x 45 cm, Black CMG978NB1A



HEZ327000 Pizza stone, HEZ531010 Baking tray, non-stick ceramic coated, HEZ532010 Universal pan, non-stick ceramic coated, HEZ617000 Pizza pan, enamelled, HEZ629070 Air Fry & Grill tray, HEZ631070 Baking tray, enamelled, HEZ632070 Multipurpose pan, enamelled, HEZ634000 Baking and roasting grid, HEZ636000 Glass pan, HEZ660050 Cover Strip, HEZ660060 Strip, HEZ664000 Baking and roasting grid, steam, HEZ6BMA00 Assembly kit for vertical installation, HEZ915003 Glass roasting dish, 5,4 L

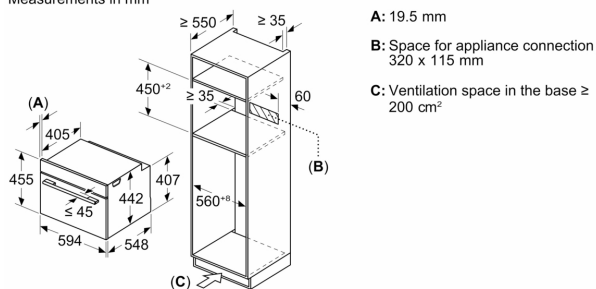
- **Digital Control Ring:** the simple and innovative way to select oven settings.
- **TFT Touch Display Pro:** control with an innovative Digital Control Ring and full TFT touchscreen.
- **Automatic Switch-off:** cooking process automatically stops as soon as the dish is done.
- **PerfectBake Plus:** regulates settings and tells you exactly when to remove dishes from the oven.
- **PerfectRoast Plus:** knows exactly when your roast is done.

Additional function: Microwave combination
 Color / Material Front: Black
 Built-in / Free-standing: Built-in
 Door opening: Handle
 Door colour: Black
 Integrated Cleaning system: Pyrolytic+Hydrolytic
 Control Panel Material: Glass
 Dimensions: 455x594x548 mm
 Dimensions of the packed product (HxWxD): 530 x 660 x 680 mm
 Required niche size for installation (HxWxD): 450-455 x 560-568 x 550 mm
 Cavity dimensions: 237 x 480 x 392 mm
 Cavity capacity: 45 l
 Max. microwave power level: 900 W
 Number of interior lights: 1
 Net weight: 36.5 kg
 Gross weight: 39.7 kg
 EAN code: 4242005326129
 Connection rating: 3600 W
 Fuse protection: 16 A
 Voltage: 220-240 V
 Frequency: 50; 60 Hz
 Length electrical supply cord: 150.0 cm



**Series 8, Built-in compact oven with
microwave function, 60 x 45 cm,
Black
CMG978NB1A**

Measurements in mm

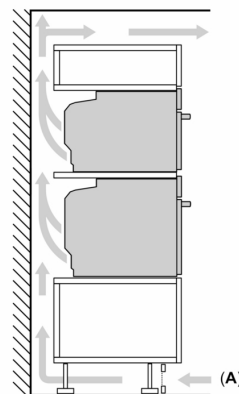


A: 19.5 mm

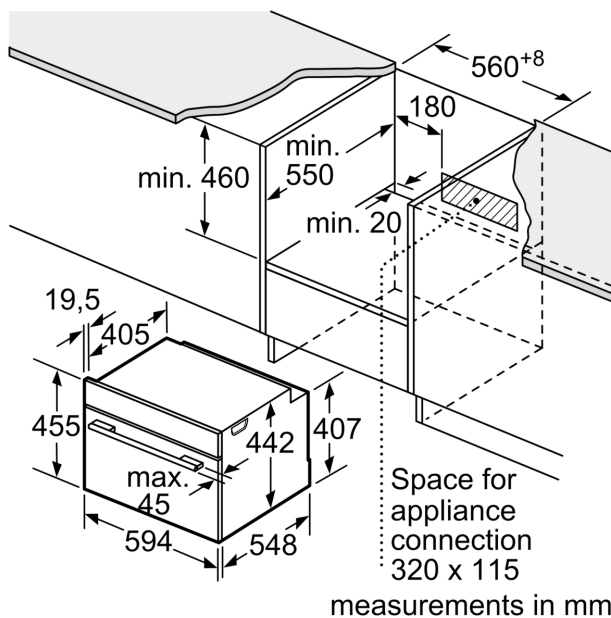
B: Space for appliance connection
320 x 115 mm

C: Ventilation space in the base $\geq 200 \text{ cm}^2$

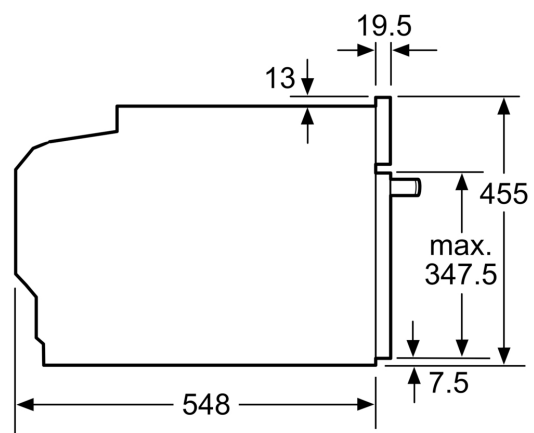
Installing two appliances on top of each other
Air exchange



A: Air inlet $\geq 200 \text{ cm}^2$

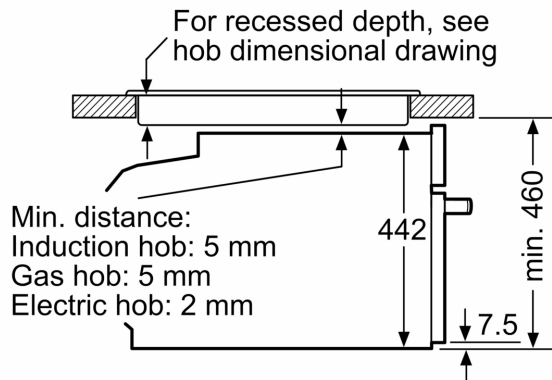


measurements in mm



measurements in mm

Installation with a hob.



measurements in mm

If the compact appliance will be installed underneath a hob, the following worktop thicknesses (including substructure if necessary) must be taken into account.

Hob type	min. worktop thickness	
	fitted	flush
Induction hob	42 mm	43 mm
Full surface Induction hob	52 mm	53 mm
Gas hob	32 mm	43 mm
Electric hob	32 mm	35 mm