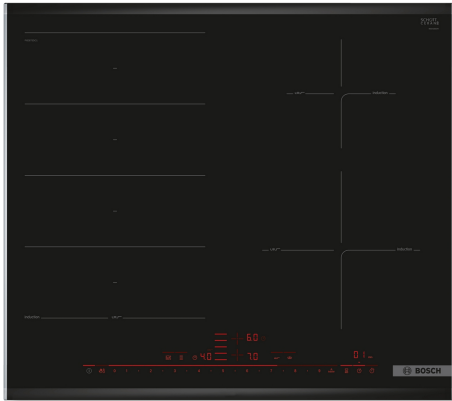


Series 8, Induction Hob, 60 cm, Black PXE675DC1E



HEZ32WA00 Wireless food thermometer, HEZ390011 Stainless Steel roaster with glas lid, HEZ390012 Steaming Rack for Stainless Steel roaste, HEZ390090 Wok Set consisting of 3 Items, HEZ390210 System pan diameter 15 cm, HEZ390512 Teppan Yaki (large), HEZ390522 Griddle Plate, HEZ394301 Connecting strip, HEZ9CF240 Fry pan, coated 24cm Ø, HEZ9CF280 Fry pan, coated 28cm Ø, HEZ9ES100 Espresso maker 4 cups, HEZ9FE280 Iron pan Ø 18 / 28 cm, HEZ9FF010 Flex Pan, large, HEZ9FF030 Flex Pan set, 3 pcs., HEZ9FF040 Flex Pan set, 4 pcs., HEZ9SE040 4 pieces Set, HEZ9SE060 6 pieces Set, HEZ9TY010 Teppan Yaki, HZ390011 Stainless Steel roaster with glas lid

The induction hob with PerfectFry: achieve perfect frying results thanks to automatic temperature control.

- **PowerBoost:** Up to 50% more power for faster heating
- **DirectSelect Premium:** Direct, simple selection of the desired cooking zone, power and additional functions.
- **PerfectFry:** For perfect browning of roasted foods thanks to sensor control with 5 power levels.
- **FlexInduction Zone:** Get more flexibility by combining the cooking zones into one big zone for placing small pots and large cookware.

Product name/family: Cooking zone ceramic
 Built-in / Free-standing: Built-in
 Energy input: Electric
 Total number of positions that can be used at the same time: 4
 Required niche size for installation (HxWxD): 51 x 560-560 x 490-500 mm
 Width of the appliance: 606 mm
 Dimensions (HxWxD): 51x606x527 mm
 Dimensions of the packed product (HxWxD): 126 x 753 x 603 mm
 Net weight: 13.6 kg
 Gross weight: 15.3 kg
 Residual heat indicator: Separate
 Location of control panel: Front
 Basic surface material: Ceramic
 Color of surface: Black, Alu, brushed
 Length electrical supply cord: 110.0 cm
 Sealed Burners: No
 Heating with booster: All
 Power of 2nd heating element (kW): 3.3 kW
 Power of 5th heating element (kW): 1.4 kW
 Power of heating element (kW in boost): [3.7] kW
 Power of 5th heating element (kW in boost): [2.2] kW
 Connection rating: 7400 W
 Voltage: 220-240 V
 Frequency: 60; 50 Hz
 Energy input: Electric
 Plug type: no plug
 Appliance Dimensions (h x w x d) (in): x x
 Dimensions of the packed product: 4.96 x 23.74 x 29.64
 Net weight: 30.000 lbs
 Gross weight: 34.000 lbs
 Total number of positions that can be used at the same time: 4
 Length electrical supply cord: 110.0 cm
 Required niche size for installation (HxWxD): 51 x 560-560 x 490-500 mm
 Dimensions (HxWxD): 51x606x527 mm
 Dimensions of the packed product (HxWxD): 126 x 753 x 603 mm
 Net weight: 13.6 kg
 Gross weight: 15.3 kg



**Series 8, Induction Hob, 60 cm,
Black
PXE675DC1E**

The induction hob with PerfectFry: achieve perfect frying results thanks to automatic temperature control.

Quickness:

- 4 induction cooking zones
- 17 power levels
- Cooking zones: 1 x Ø 380 mmx240 mm, 3.3 KW (max. Power levels 3.7 KW) Induction or 2 x Ø 240 mm, 2.2 KW (max. Powerlevels 3.7 KW) Induction; 1 x Ø 145 mm, 1.4 KW (max. Power levels 2.2 KW) Induction; 1 x Ø 210 mm, 2.2 KW (max. Power levels 3.7 KW) Induction

Features

- PerfectFry sensor with 5 temperature settings
- Boost function for all zones
- Timer with switch-off function for all zones
- Alarm clock
- count-up timer, per cooktop

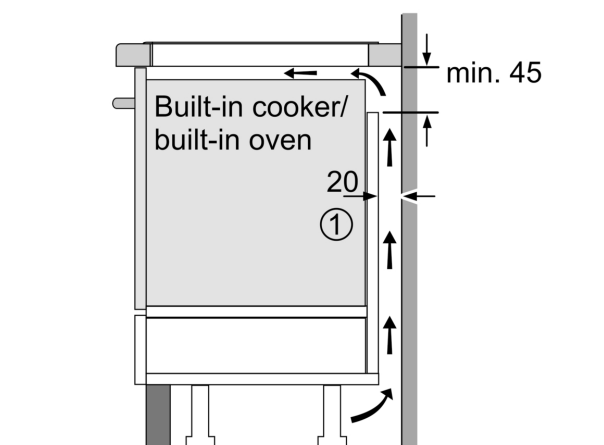
Design

- Facette front and rear, side profiles
- Can be combined with all hobs in comfort design
- Electronic display
- Main switch

Environment+safety:

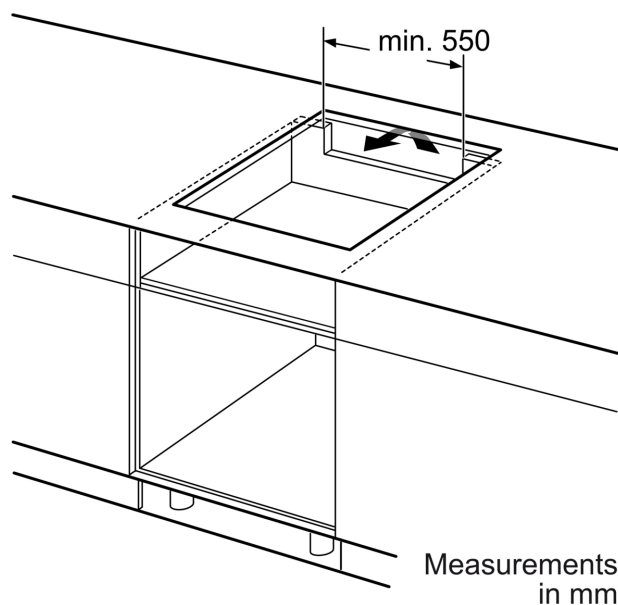
- 2 stage residual heat indicator
- Automatic pan recognition sensor PowerManagement Function
Safety switch-off Childproof lock Wipe protection function

**Series 8, Induction Hob, 60 cm,
Black
PXE675DC1E**

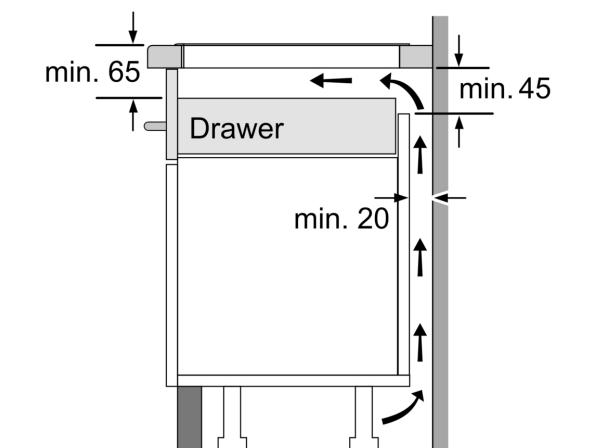
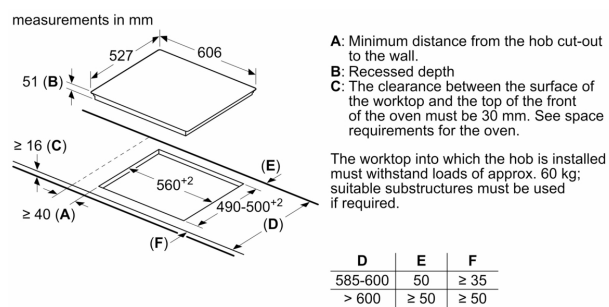


①
Ventilation gap must
be present

All measurements in mm



Measurements
in mm



Measurements in mm