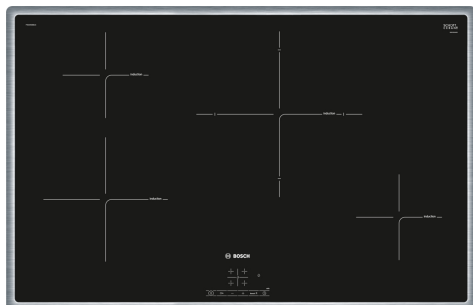


Series 4, Induction hob, 80 cm, Black, PIE845BB1E



Optional accessories

| | |
|-----------|-------------------------------|
| HEZ390090 | Wok Set consisting of 3 Items |
| HEZ9ES100 | Espresso maker 4 cups |
| HEZ9FE280 | Iron pan Ø 18 / 28 cm |
| HEZ9SE030 | Set of 2 pots and 1 pan |
| HEZ9SE040 | 4 pieces Set |
| HEZ9SE060 | 6 pieces Set |

The Induction hob: Faster than gas and ceramic hobs, induction is easier to clean and more energy efficient.

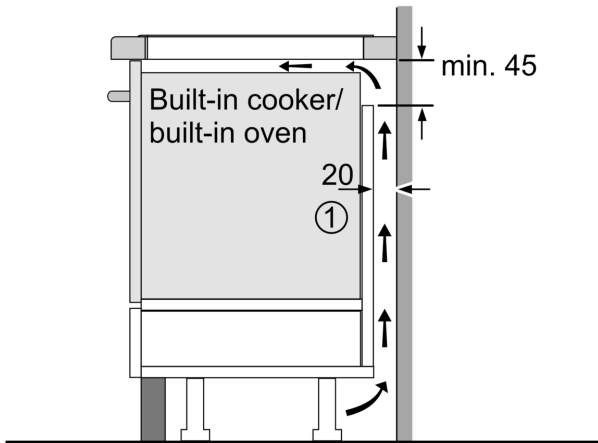
- **TouchSelect:** Selection of the desired cooking zone and easy setting of the desired power level.
- **Steel frame:** the flat stainless steel frame around the hob is perfect for integrating into existing countertop cutouts.
- **PowerBoost:** up to 50% more power for faster heating on your induction hob.
- **If you turn off the cooktop it saves the last selected setting for a short time. If the cooktop is switched of within a short time again the former settings are still available.**
- **Timer with switch-off function:** Turns off the assigned cooking zone after the set time.

Technical Data

Product name/family: Cooking zone ceramic
 Built-in / Free-standing: Built-in
 Energy input: Electric
 Number of cooking zones: 4
 Required niche size for installation (HxWxD): 55 x 780-780 x 500-500 mm
 Width of the appliance: 795 mm
 Dimensions: 55x795x517 mm
 Dimensions of the packed product (HxWxD): 126 x 953 x 603 mm
 Net weight: 13.4 kg
 Gross weight: 17.0 kg
 Residual heat indicator: Separate
 Location of control panel: Front
 Basic surface material: Ceramic glass
 Color of surface: Black, Stainless steel
 Color of frame: Stainless steel
 Length electrical supply cord: 110.0 cm
 EAN code: 4242002838847
 Voltage: 220-240 V
 Frequency: 50; 60 Hz

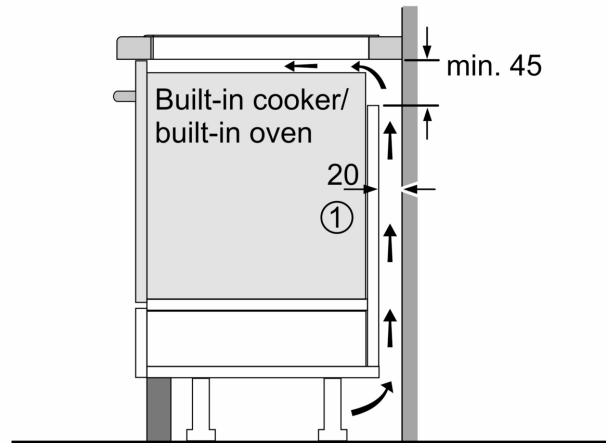


**Series 4, Induction hob, 80 cm,
Black,
PIE845BB1E**



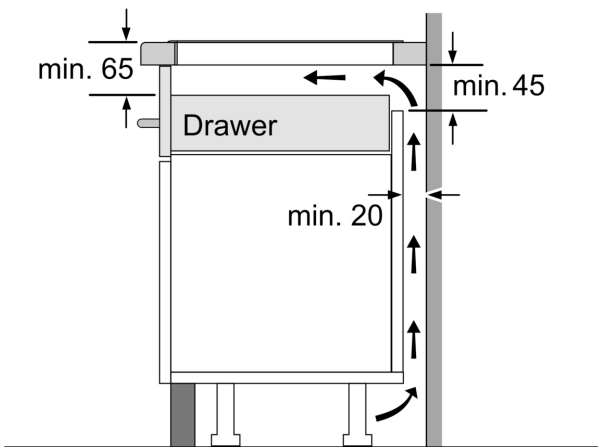
①
Ventilation gap must
be present

All measurements in mm

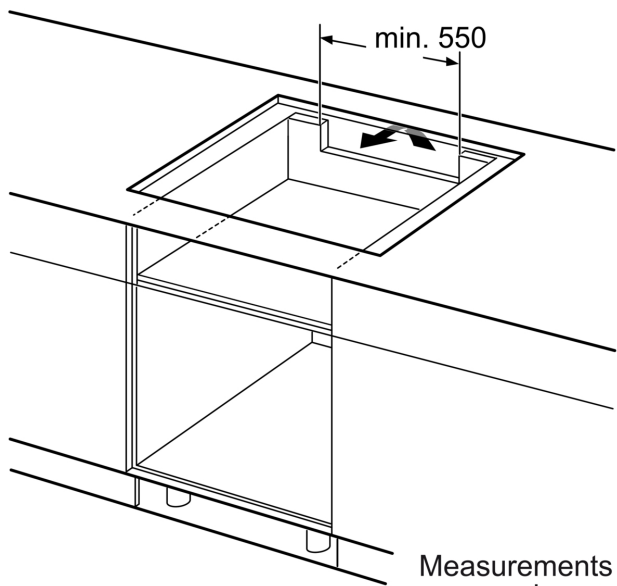


①
Ventilation gap must
be present

All measurements in mm

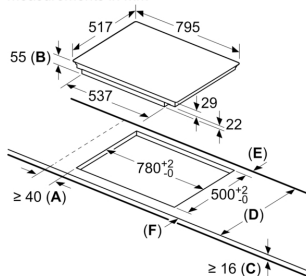


Measurements in mm



Measurements
in mm

measurements in mm



A: Minimum distance from the hob cut-out
to the wall.
B: Recessed depth
C: The clearance between the surface of
the worktop and the top of the front of the
oven must be 30 mm. See space
requirements for the oven.

The worktop into which the hob is installed
must withstand loads of approx. 60 kg;
suitable substructures must be used
if required.

| D | E | F |
|---------|------|------|
| 585-600 | 50 | ≥ 35 |
| > 600 | ≥ 50 | ≥ 50 |