

Series 6, built-in fridge with freezer section, 177.5 x 56 cm, flat hinge KIL82AFF0G



3 x egg tray, 1 x ice cube tray

KSZ10020 Bottle Rack
KSZB0S00 Heavy-duty hinge support
KSZGGM00 Butter box

The refrigerator with VitaFresh plus Box and TouchControl is especially efficient - keeps your fruits and vegetables vitamin-rich and fresher for longer

- **VitaFresh:** vitamin rich fruit & vegetables stay fresh for longer in a climate controlled drawer.
- **LED Lighting:** all your items in perfect view.
- **Easy Access Shelf:** a pull-out glass shelf for easier access to everything inside your fridge.
- **Vario Shelf:** space for bottles and bowls with sectioned glass shelves that can be separated and slid underneath.
- **Super Cool function:** cools new food faster, to protect what is already inside.

Energy Efficiency Class: F
Average annual energy consumption in kilowatt hour per year (kWh/a): 222 kWh/annum
Sum of volume of frozen compartments: 34 l
Sum of volume of chill compartments: 252 l
Airborne acoustical noise emissions : 36 dB(A) re 1pW
Airborne acoustical noise emission class: C
Built-in / Free-standing: Built-in
Door panel options: Not possible
Height: 1772 mm
Width of the appliance: 558 mm
Depth: 545 mm
Min. required niche size for installation (HxWxD): 1775.0 x 560 x 550 mm
Net weight: 61.9 kg
Connection rating: 90 W
Fuse protection: 13 A
Door hinge: Right reversible
Voltage: 220-240 V
Frequency: 50 Hz
Length electrical supply cord: 230.0 cm
Number of compressors: 1
Number of independent cooling systems: 1
Interior ventilator: No
Reversible Door Hinge: Yes
Number of Adjustable Shelves in fridge compartment: 4
Shelves for Bottles: No
EAN code: 4242005215430
Brand: Bosch
Product name / Commercial code: KIL82AFF0G
Product category: Refrigerator
Frost free system: No
Installation typology: Integrated
Included accessories: 3 x egg tray, 1 x ice cube tray



4 242005 215430

Series 6, built-in fridge with freezer section, 177.5 x 56 cm, flat hinge KIL82AFF0G

- Noise Level : 36 dB
- Temperature rise time : EU19_Temperature rise time_D: 16 H

The refrigerator with VitaFresh plus Box and TouchControl is especially efficient - keeps your fruits and vegetables vitamin-rich and fresher for longer

Functions

- Bright interior LED fridge light

Design features

- Electronic LED display
- FreshSense - Constant temperature control by intelligent sensor technology
- Automatic defrost fridge
- Optical and acoustical door open warning

Design features

- 5 safety glass shelves (4 height adjustable)
- 5 door trays, including 1x dairy compartment

Freshness System

- VitaFresh Plus container on telescopic rails and humidity control for prolonged food storage,
- 1 MultiBox drawer on telescopic rails - Transparent drawer with a corrugated bottom, ideal for storing fruits and vegetables.

Food freshness system

- 1hinged freezer compartment
- Ice box

Dimension and installation

- Dimensions: 177.2 cm H x 55.8 cm W x 54.5 cm D
- Niche Dimensions: 177.5 cm H x 56 cm W x 55 cm D

Key features - Fridge section

- Right hinged door, reversible door
- Connection value 90 W
- 220 - 240 V

Key features - Freezer section

- 3 x egg tray, 1 x ice cube tray

Country Specific Options

- Based on the results of the standard 24-hour test. Actual consumption depends on usage/position of the appliance.

Design features

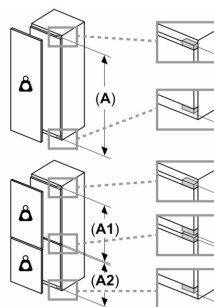
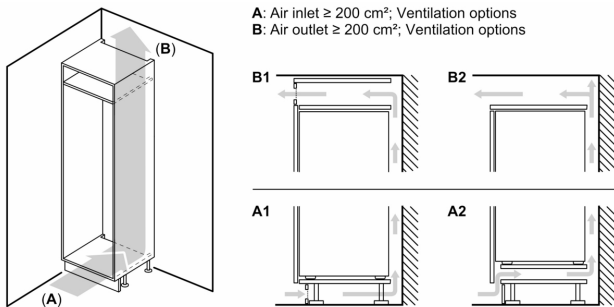
Dimension and installation

Additional features

Performance and Consumption

- EU19_EEK_D: F
- Total Volume : 286 l
- Net Fridge Volume : 252 l
- Net Freezer Volume : 34 l
- Freezing capacity 24h : 4 kg
- Annual Energy Consumption: 222 kWh/a
- Climate Class: SN-ST

Series 6, built-in fridge with freezer section, 177.5 x 56 cm, flat hinge KIL82AFF0G



Maximal permissible weight of the unit fronts

Fitted unit fronts that exceed the permissible weight may cause damage and result in functional impairment of the hinges

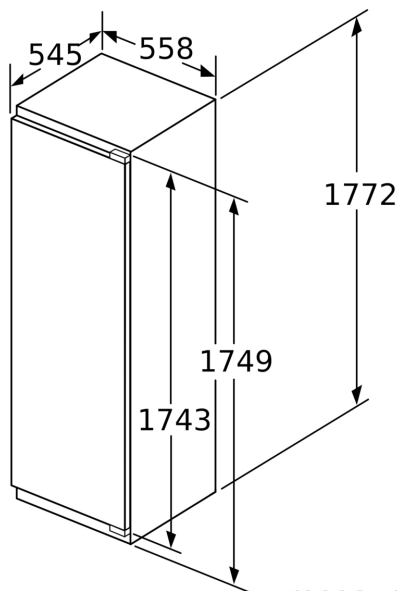
Δ Weight
A: Appliance door height including hinges in mm

B: Undamped hinge, unit front in kg

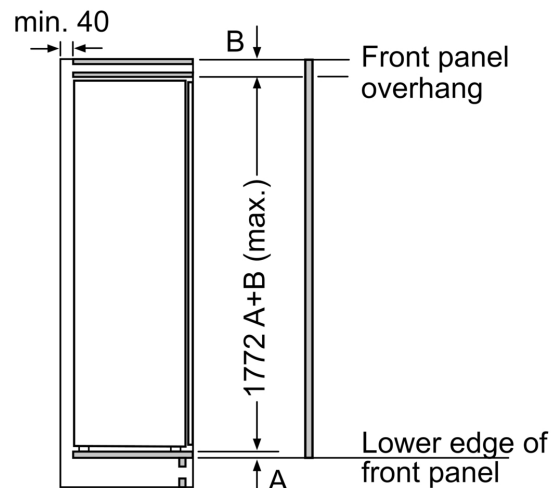
C: Damped hinge, unit front in kg

D: Additional possible load in kg with heavy load kit

A	B	C	D
1500-1750	22	22	
720-1400	19	19	B+5 / C+5
A1	15	19	
A2	15	19	

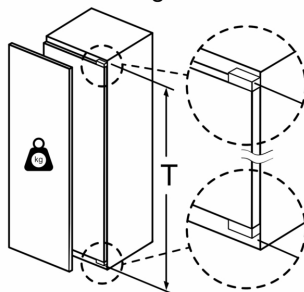


measurements in m



measurements in mm

Maximal permissible weight of the unit fronts

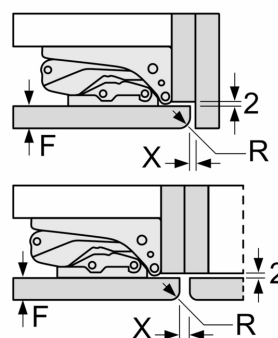


Fitted kitchen unit doors that exceed the permissible weight may cause damage and result in functional impairment of the hinges.

T: Includes height of appliance door	undamped hinge, Door in kg:	damped hinge, Door in kg:
Hinges in mm:		
1500-1750	22	22

measurements in mm

Recommended gap dimensions for flat hinges



F	R	X
16-19	0-3	2.5
20	0-1	3
	2-3	2.5
21	0-1	3
	2-3	2.5
22	0	4
	1	3.5
	2-3	3

The gap dimensions recommended in the table must be adhered to in order to ensure that appliance doors do not collide with anything when they are opened, and to avoid causing damage to kitchen units.