

Series 6, built-in fridge with freezer section, 177.2 x 55.8 cm, soft close flat hinge KIL82ADD0G



Included accessories

3 x egg tray, 1 x ice cube tray, 1 x Heavy-duty hinge support

Optional accessories

KSZGGM00 Butter box

- **VitaFresh XXL <0°C>**: keeps food fresh for longer in extra-large climate-controlled fridge drawers.
- **Individual Temperature Control**: separate temperature settings for your fridge and freezer.
- **An audible alarm system signals the door is open**
- **LED lighting**: all your items in perfect view.
- **Super Cool function**: cools new food faster, to protect what is already inside.

Technical Data

Energy Efficiency Class ¹ :D
Average annual energy consumption in kilowatt hour per year (kWh/a): 142 kWh/annum
Sum of volume of frozen compartments: 34 l
Sum of volume of chill compartments: 246 l
Airborne acoustical noise emissions :34 dB(A) re 1pW
Airborne acoustical noise emission class:B
Built-in / Free-standing: Built-in
Door panel options: Not possible
Height: 1772 mm
Width of the appliance: 558 mm
Depth: 548 mm
Required niche size for installation (HxWxD):	... 1775 x 560 x 550 mm
Net weight:58.8 kg
Fuse protection: 10 A
Door hinge: Right reversible
Voltage: 220-240 V
Frequency: 50 Hz
Length electrical supply cord: 230.0 cm
Number of compressors: 1
Number of independent cooling systems: 1
Interior ventilator: Yes
Reversible Door Hinge: Yes
Number of Adjustable Shelves in fridge compartment: 3
Shelves for Bottles: Yes
EAN code:4242005387045
Brand: Bosch
Product name / Commercial code: KIL82ADD0G
Product category:Refrigerator
Frost free system: Not applicable
Installation typology: Integrated
Included accessories:	..3 x egg tray, 1 x ice cube tray, 1 x Heavy-duty hinge support



4 242005 387045

¹ Scale of Energy Efficiency Classes from A to G

Series 6, built-in fridge with freezer section, 177.2 x 55.8 cm, soft close flat hinge KIL82ADD0G

- Fixed hinge, SoftClosing Door - dampens door movement, for smooth and effortless closure

Performance and Consumption

- EU19_EEK_D: D
- Total Volume : 280 l
- Annual Energy Consumption: 142 kWh/a
- Noise Level : 34 dB

Functions

- Bright interior LED fridge light
- Built-in fridge

Design features

- EU19_Fast freezer facility_D: yes
- Separate, electronic temperature control with LED display
- 1 compressor
- SuperCool function
- Optical and acoustic door open alarm
- Automatic defrost fridge

Design features

- Net Fridge Volume : 246 l
- 6 safety glass shelves in fridge compartment of which 3 are height adjustable
- 5 door bins
- Bottle rack

Freshness System

- 1 VitaFresh drawer with humidity control - Fruits and vegetables retain vitamins and stay fresh for longer
- 1 MultiBox - Transparent drawer with a rippled bottom, ideal for storing fruits and vegetables.

Food freshness system

- Net Freezer Volume : 34 l
- Freezing capacity 24h : 2.5 kg
- Temperature rise time : EU19_Temperature rise time_D: 18 H
- Ice box
- 1hinged freezer compartment
- none

Dimension and installation

- Dimensions: 177.2 cm H x 55.8 cm W x 54.8 cm D
- Niche Dimensions: 177.5 cm H x 56 cm W x 55 cm D

Key features - Fridge section

- Right hinged door, reversible door
- Height adjustable front feet
- Length of power cord:230 cm
- Climate Class: SN-ST
- 220 - 240 V

Key features - Freezer section

- Heavy-duty hinge support, 3 x egg tray, 1 x ice cube tray

Country Specific Options

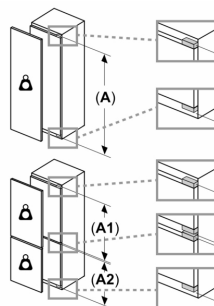
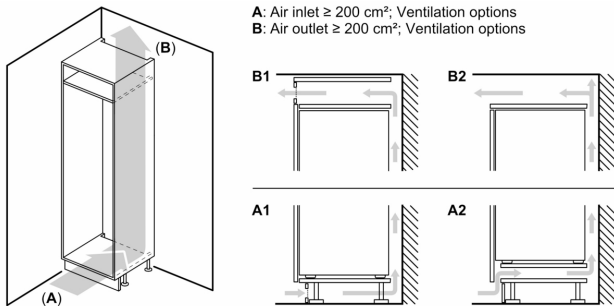
- Based on the results of the standard 24-hour test. Actual consumption depends on usage/position of the appliance.

Design features

Dimension and installation

Additional features

Series 6, built-in fridge with freezer section, 177.2 x 55.8 cm, soft close flat hinge
KIL82ADD0G



Maximal permissible weight of the unit fronts

Fitted unit fronts that exceed the permissible weight may cause damage and result in functional impairment of the hinges

A: Weight

A1: Appliance door height including hinges in mm

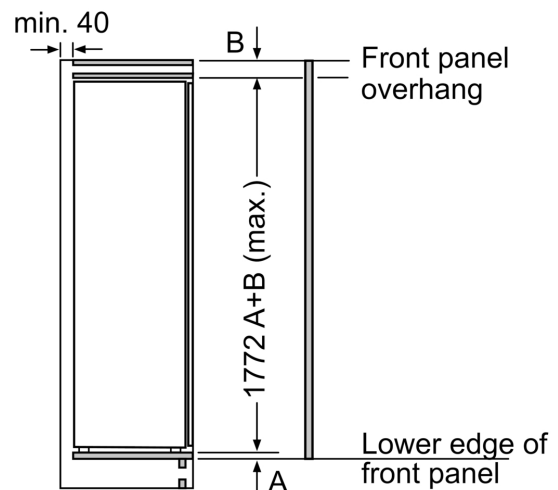
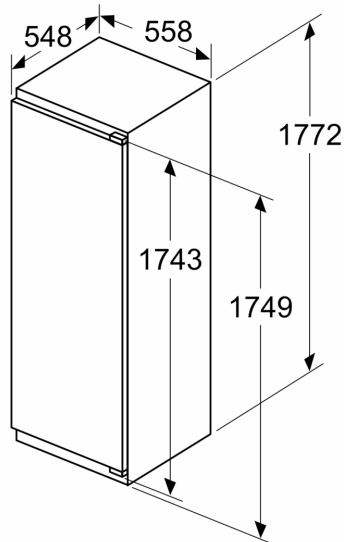
B: Undamped hinge, unit front in kg

C: Damped hinge, unit front in kg

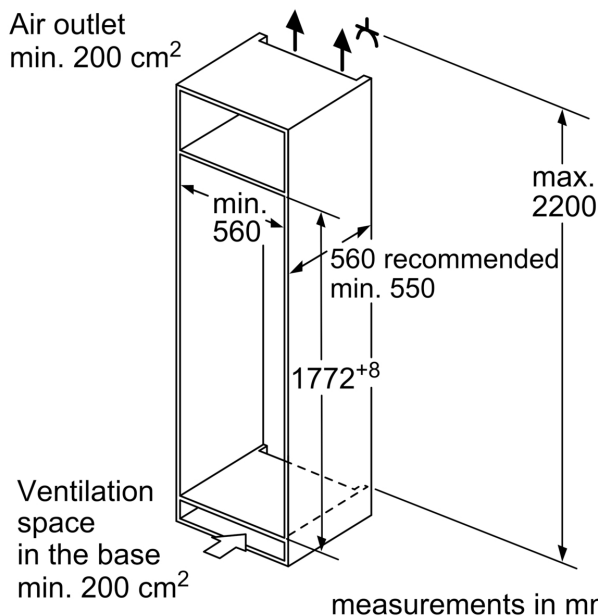
D: Additional possible load in kg with heavy load kit

A	B	C	D
1500-1750	22	22	
720-1400	19	19	
A1	15	19	B+5 / C+5
A2	15	19	

Measurements in mm

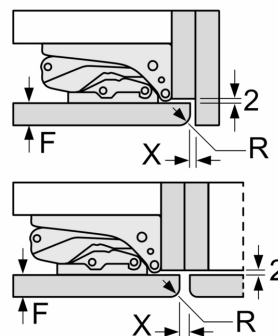


measurements in mm



measurements in mm

Recommended gap dimensions for flat hinges



F	R	X
16-19	0-3	2.5
20	0-1	3
	2-3	2.5
21	0-1	3
	2-3	2.5
22	0	4
	1	3.5
	2-3	3

The gap dimensions recommended in the table must be adhered to in order to ensure that appliance doors do not collide with anything when they are opened, and to avoid causing damage to kitchen units.