

**Series 8, built-in fridge-freezer with
freezer at bottom, 177.2 x 55.8 cm,
flat hinge
KIF87PF30**



**Built-in bottom freezer combination with
VitaFresh pro: thanks to ideal storage
conditions your food stays vitamin-rich
and fresh up to 3 times longer.**

- **VitaFresh pro:** keeps food fresh for longer thanks to optimal climate control and +0°C technology.
- **LED lighting:** all your items in perfect view.
- **VarioZone:** more flexibility due to variable-use glass shelves and drawers in the freezer compartment.
- **Big Box drawer:** easily stack food containers and store larger items in your freezer.
- **Easy Access Shelf:** a pull-out glass shelf for easier access to everything inside your fridge.

| | |
|---|---------------------|
| Built-in / Free-standing: | Built-in |
| Door panel options: | Not possible |
| Height: | 1772 mm |
| Width of the appliance: | 558 mm |
| Depth: | 545 mm |
| Required niche size for installation (HxWxD): | 1775 x 560 x 550 mm |
| Net weight: | 73.8 kg |
| EAN code: | 4242005092956 |
| Connection rating: | 90 W |
| Fuse protection: | 10 A |
| Door hinge: | Right reversible |
| Voltage: | 220-240 V |
| Frequency: | 50 Hz |
| Length electrical supply cord: | 230.0 cm |
| Number of compressors: | 1 |
| Number of independent cooling systems: | 2 |
| Interior ventilator: | No |
| Reversible Door Hinge: | Yes |
| Number of Adjustable Shelves in fridge compartment: | 3 |
| Shelves for Bottles: | No |
| Frost free system: | No |
| Installation typology: | Integrated |



4 242005 092956

Series 8, built-in fridge-freezer with freezer at bottom, 177.2 x 55.8 cm, flat hinge KIF87PF30

- Climate class SN-ST (suitable for ambient temperatures between 10 to 38°C)

Built-in bottom freezer combination with VitaFresh pro: thanks to ideal storage conditions your food stays vitamin-rich and fresh up to 3 times longer.

Performance and Consumption

- Energy Efficiency Class: A++ kWh/yr: 0.618 kWh
- Total net capacity: 238 litres
- Net fridge capacity: 176 litres
- Capacity near 0°C section: 56 l
- Net freezer capacity: 62 litres
- Noise level dB(A) re 1 pW: 34

Design features

- Manual defrost freezer
- Fixed hinge, softClosing door: No
- Right hinged door, reversible door
- Electronic control for fridge and freezer with LED display
- Removable magnetic door seals - easy to clean

Food freshness system

- 1 VitaFresh pro 0°C drawer with humidity control - fruits and vegetables stay vitamin-rich and fresher for longer.
- FreshSense - Constant temperature control by intelligent sensor technology
- Two separate cooling circuits allow independent temperature control and prevents the transference of humidity between the fridge and freezer cavity

Key features - Fridge section

- Bright interior LED fridge light
- 4 safety glass shelves (3 height adjustable)
- 3 door trays, including 1x dairy compartment
- SuperCool function

Key features - Freezer section

- 4 star freezer rating
- 2 transparent freezer drawers, including 1 BigBox
- Freezing capacity in 24 hours: 8 kg
- Maximum freezer storage time in power failure: 26 hours
- Vario Zone - removable safety glass shelves for extra space!
- **** freezer (-18°C and below)

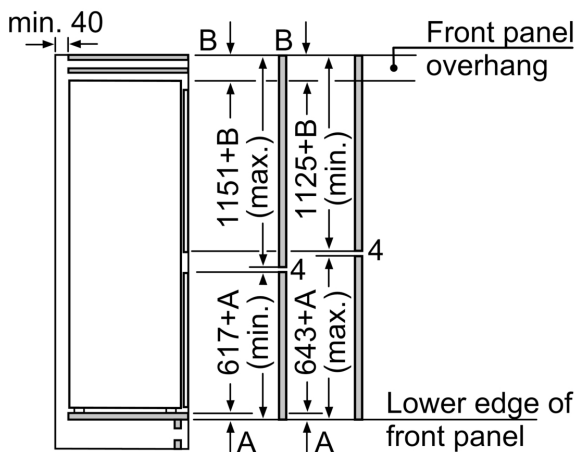
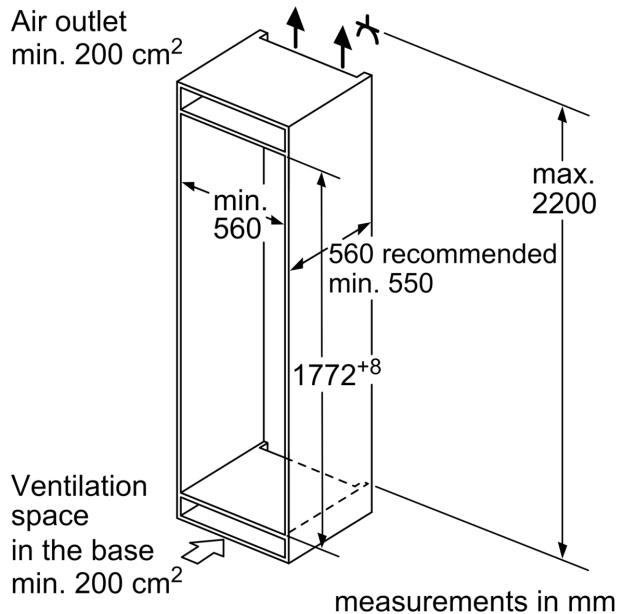
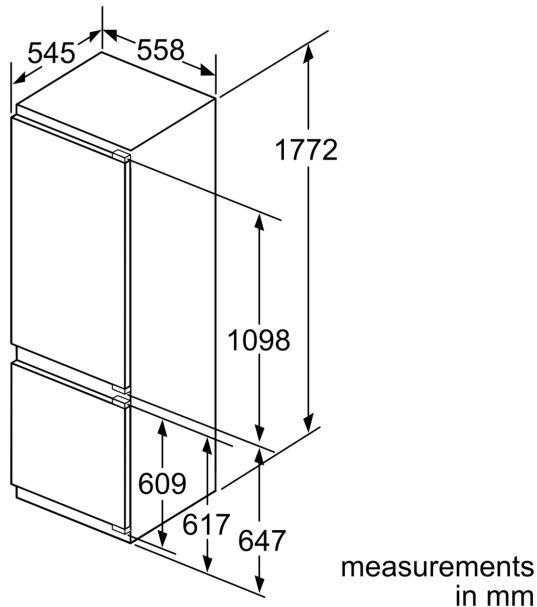
Functions

- Freezer malfunction warning signal: optical and acoustical
- SuperFreezing function with automatic deactivation
- Optical and acoustical door open warning
- 2 x cold accumulator, 3 x egg tray, 1 x ice cube tray, .

Dimension and installation

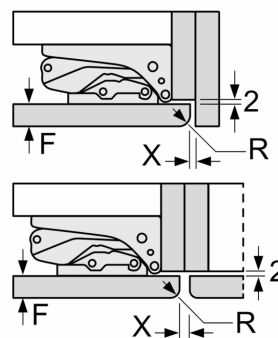
- Connection value 90 W
- Dimensions: 177.2 cm H x 55.8 cm W x 54.5 cm D
- Niche Dimensions: 177.5 cm H x 56 cm W x 55 cm D

**Series 8, built-in fridge-freezer with
freezer at bottom, 177.2 x 55.8 cm,
flat hinge
KIF87PF30**



The specified unit door dimensions
are valid for a door gap of 4 mm.
measurements in mm

measurements in mm
Recommended gap dimensions for flat hinges



| F | R | X |
|-------|-----|-----|
| 16-19 | 0-3 | 2.5 |
| 20 | 0-1 | 3 |
| | 2-3 | 2.5 |
| 21 | 0-1 | 3 |
| | 2-3 | 2.5 |
| 22 | 0 | 4 |
| | 1 | 3.5 |
| | 2-3 | 3 |

The gap dimensions recommended
in the table must be adhered to in order
to ensure that appliance doors do not
collide with anything when they are opened,
and to avoid causing damage to kitchen units.