

**Series 8, built-in fridge, 177.2 x 55.8 cm, flat hinge  
KIF81PF30**



KIF81PF30 BI\_KIF81\_BO\_SP1\_2018\_BI60 April 2018



**The Built-in refrigerator with VitaFresh pro: thanks to 0°C technology and optimal humidity levels, your food stays vitamin-rich and fresher for longer.**

- **VitaFresh pro:** keeps food fresh for longer thanks to optimal climate control and +0°C technology.
- **LED lighting:** all your items in perfect view.
- **Easy Access Shelf:** a pull-out glass shelf for easier access to everything inside your fridge.
- **Vario Shelf:** easily store large items with this split, sliding shelf.
- **Super Cool function:** cools new food faster, to protect what is already inside.

**Technical Data**

Built-in / Free-standing:	Built-in
Door panel options:	Not possible
Height:	1772 mm
Width of the appliance:	558 mm
Depth:	545 mm
Net weight:	74.9 kg
Connection rating:	90 W
Fuse protection:	10 A
Door hinge:	Right reversible
Voltage:	220-240 V
Frequency:	50 Hz
Length electrical supply cord:	230.0 cm
Number of compressors:	1
Number of independent cooling systems:	1
Interior ventilator:	No
Reversible Door Hinge:	Yes
Number of Adjustable Shelves in fridge compartment:	6
Shelves for Bottles:	No
EAN code:	4242005108893
Brand:	Bosch
Product name / Commercial code:	KIF81PF30
Product category:	Refrigerator
Frost free system:	Not applicable
Installation typology:	Integrated
Included accessories:	3 x egg tray, 1 x bottle holder in door tray



4 242005 108893

<sup>1</sup> Scale of Energy Efficiency Classes from A to G

**Series 8, built-in fridge, 177.2 x 55.8  
cm, flat hinge  
KIF81PF30**

**The Built-in refrigerator with VitaFresh  
pro: thanks to 0°C technology and optimal  
humidity levels, your food stays  
vitamin-rich and fresher for longer.**

---

**Performance and Consumption**

- Energy Efficiency Class: A++
- Total net capacity: 289 litres
- Net fridge capacity: 206 litres
- Capacity in 0° C section: 83 l
- Noise level dB(A) re 1 pW: 37

**Design features**

- Right hinged door, reversible door
- Fixed hinge
- Bright interior LED fridge light
- Electronic LED display
- 1 compressor

**Food freshness system**

- FreshSense - Constant temperature control by intelligent sensor technology
- 1 VitaFresh pro 0°C drawer with humidity control - fruits and vegetables stay vitamin-rich and fresher for longer.
- 2 VitaFresh pro 0°C drawers - Fish and meat stay vitamin-rich and fresher for longer

**Key features - Fridge section**

- 7 removable safety glass shelves of which 6 are easy pull out
- Easy access shelf - easy access and everything in sight
- 5 door trays, including 1x dairy compartment
- Interior design with metal applications
- 1 removable door storage compartments.
- Bright interior LED fridge light

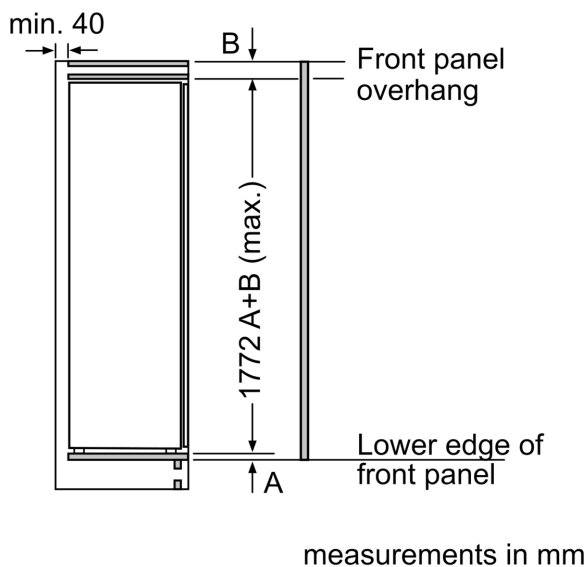
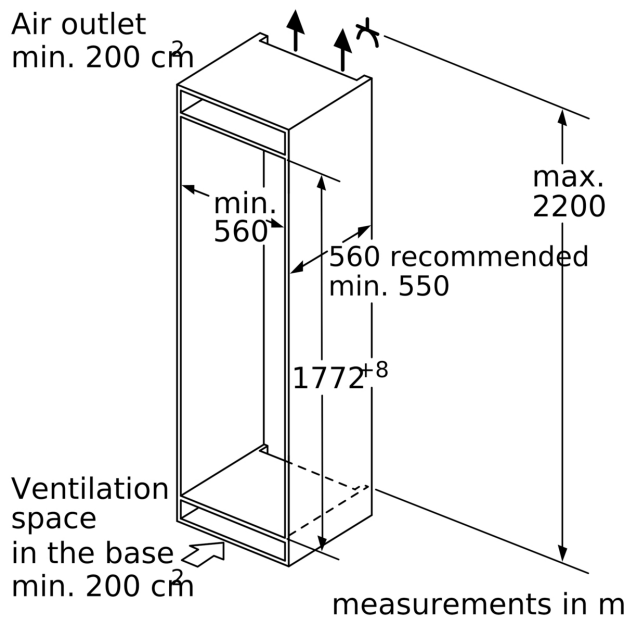
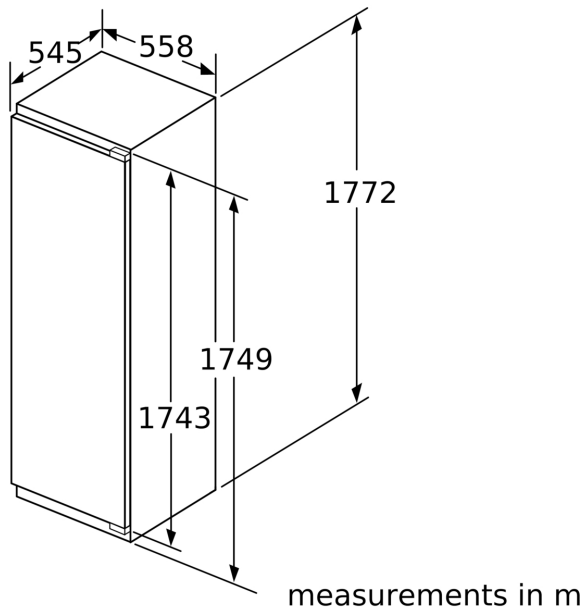
**Functions**

- Optical and acoustical door open warning

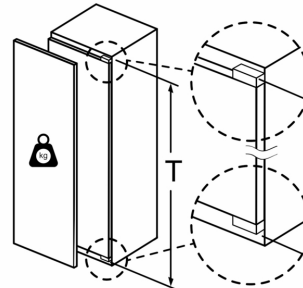
**Dimension and installation**

- easy Installation
- 3 x egg tray, .
- Climate class SN-T (suitable for ambient temperatures between 10 to 43°C)
- Connection value 90 W
- Dimensions: 177.2 cm H x 55.8 cm W x 54.5 cm D

**Series 8, built-in fridge, 177.2 x 55.8 cm, flat hinge KIF81PF30**



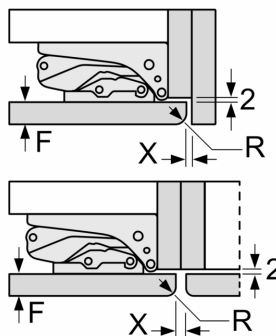
Maximal permissible weight of the unit fronts



Fitted kitchen unit doors that exceed the permissible weight may cause damage and result in functional impairment of the hinges.

T: Includes height of appliance door Hinges in mm:	undamped hinge, Door in kg:	damped hinge, Door in kg:
1500-1750	22	22

measurements in mm  
Recommended gap dimensions for flat hinges



F	R	X
16-19	0-3	2.5
20	0-1	3
	2-3	2.5
21	0-1	3
	2-3	2.5
22	0	4
	1	3.5
	2-3	3

The gap dimensions recommended in the table must be adhered to in order to ensure that appliance doors do not collide with anything when they are opened, and to avoid causing damage to kitchen units.