

**Series 8, downdraft hood, 90 cm,
clear glass black printed
DDD97BM60B**

A



Optional accessories

DSZ9ID0M0 : Mounting kit remote motor
DSZ9ID0Q0 : Long Life odor filter (replacement)

The DownDraft hood provides an open view into the kitchen and clear views from the hob thanks to a high extraction rate. When not in use it simply disappears into the worktop.

- **Silent:** maximum extractor performance with little noise.
- Flexible installation of the motor allows for maximum space inside the cabinet.
- **LED Illumination:** The energy-saving lighting provides bright and clear lighting for the hob area.
- **Intensive speed setting:** removes strong kitchen odours quickly and effectively.
- An impressive extraction rate of m³/h ensures this hood will have your kitchen odour free in no time.

Technical Data

Typology : Downdraft
Length electrical supply cord : 150 cm
Min. required niche size for installation (HxWxD) : 738mm x 844.0mm x 104mm mm
Net weight : 35.3 kg
Type of control : Electronic
Number of speed settings : 3-stage + 2 intensive
Maximum output air extraction : 530 m³/h
Boost position output recirculating : 500.0 m³/h
Maximum output recirculating air : 452 m³/h
Boost position air extraction : 750 m³/h
Number of lights : 1
Noise level : 62 dB(A) re 1 pW
Diameter of air outlet : 150 mm
Grease filter material : Washable aluminium
EAN code : 4242005074198
Connection Rating : 317 W
Fuse protection : 10 A
Voltage : 220-240 V
Frequency : 50 Hz
Plug type : GB plug
Installation typology : Built-in



4 242005 074198

Series 8, downdraft hood, 90 cm, clear glass black printed DDD97BM60B

The DownDraft hood provides an open view into the kitchen and clear views from the hob thanks to a high extraction rate. When not in use it simply disappears into the worktop.

Key performance features:

- Energy Efficiency Class: A (at a range of energy efficiency classes from A+++ to D)
- Extraction rate according to EN 61591 \varnothing 15 cm:
max. Normal use: 530 m³/h
Intensive: 750 m³/h
- Noise max. Normal Level: 62 dB*

Features

- Electronic control
- 3 power levels and 2 intensive settings
- TouchControl for extractor speeds and light
- 1 x 7W LED-module
- Colour Temperature: 3500 K
- Automatic after running (10 min)
- 2 metal grease filter cassettes
- Saturation indicator for metal and charcoal filter
- Rim ventilation

Design

- Worktop ventilation
- For installation in a kitchen cabinet, Integrated
- Suitable for regular or flush installation in worktops.
- Extension height 300 mm

Performance/technical information

- Suitable for ducted or recirculating operation
- For recirculated extraction recirculating kit (accessory) needed
- In recirculation mode no combination with gas hobs allowed.
- Noise level according to EN 60704-3 and EN 60704-2-13 exhaust air:
Max. normal use: 62 dB(A) re 1 pW
Intensive: 67 dB(A) re 1 pW
- Extraction rate in recirculation mode:
Max. normal use: 452 m³/h
Intensive: 500 m³/h
- Noise levels in recirculation mode:
Max. normal use: 72 dB(A) re 1 pW
Intensive: 75 dB(A) re 1 pW
- Power rating: 317 W
- Light Intensity: 203 lux
- Electrical cable length 1.5 m
- Diameter pipe \varnothing 150 mm (\varnothing 150 mm enclosed)
- Dimensions exhaust air (HxWxD): 738-1038 x 918 x 268 mm
- Dimensions recirculating (HxWxD): 738-1038 x 918 x 268 mm
- Blower Efficiency Class: A*
- Lighting Efficiency Class: A*
- Grease Filtering Efficiency Class: D*
- Average Energy Consumption: 54.2 kWh/year*

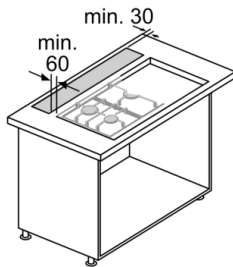
Optional accessories

- Recirculating kit DSZ9ID0M0

* In accordance with the EU-Regulation No 65/2014

Series 8, downdraft hood, 90 cm, clear glass black printed DDD97BM60B

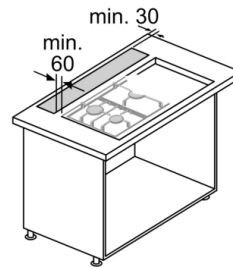
Combination with gas hob 75 cm



Use with gas hob only possible
in air extraction mode.
Total maximum output: 11.9 kW
Maximum output of wok 4.2 kW.
Total maximum output of rear hobs: 4.7 kW

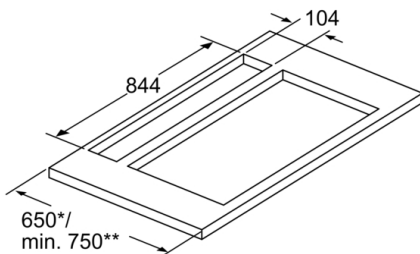
measurements in mm

Combination with gas hob 90 cm



Use with gas hob only possible
in air extraction mode.
Total maximum output: 13.7 kW
Maximum output of wok 6 kW.
Total maximum output of rear hobs: 4.7 kW

measurements in mm



Only install one side of the appliance at
least 50 mm from a high-sided unit or a wall.

* 650 mm depth only in combination with
slim hobs.

** min. 750 mm for hobs with 500 mm
cut-out depth. measurements in mm