


## Series 6, Flex induction cooktop, 30 cm, surface mount with frame PXX375FB1E



## The induction hob of the Domino programme: cook quickly, safely and cleanly with low energy consumption.

- **Induction Technology:** saves in average 20% energy compared to radiant technology.
- **FlexInduction:** more flexibility on your hob for large pots and pans.
- **Power Boost:** up to 35% faster heating compared to highest power level.
- **Restart:** restores hob settings in case of an unintentional hob switch-off.
- **Timer with switch-off function:** turns off the assigned cooking zone after the set time.

Product name/family: ..... Vario/Domino cooking zone cera  
 Built-in / Free-standing: ..... Built-in  
 Energy input: ..... Electric  
 Total number of positions that can be used at the same time: ..... 2  
 Required niche size for installation (HxWxD): 51 x 270 x 490-500 mm  
 Width of the appliance: ..... 306 mm  
 Dimensions: ..... 51x306x527 mm  
 Dimensions of the packed product (HxWxD): ..... 110 x 370 x 573 mm  
 Net weight: ..... 7.7 kg  
 Gross weight: ..... 8.3 kg  
 Residual heat indicator: ..... Separate  
 Location of control panel: ..... Front  
 Basic surface material: ..... Ceramic  
 Color of surface: ..... Black, Alu, brushed  
 Length electrical supply cord: ..... 110.0 cm  
 Connection Rating: ..... 3700 W  
 Voltage: ..... 220-240 V  
 Frequency: ..... 60; 50 Hz



HEZ32WA00 Wireless food thermometer, HEZ390011 Stainless Steel roaster with glas lid, HEZ390012 Steaming Rack for Stainless Steel roaste, HEZ390090 Wok Set consisting of 3 Items, HEZ390512 Teppan Yaki (large), HEZ390522 Griddle Plate, HEZ394301 Connecting strip, HEZ9ES100 Espresso maker 4 cups, HEZ9FE280 Iron pan Ø 18 / 28 cm, HEZ9FF010 Flex Pan, large, HEZ9FF030 Flex Pan set, 3 pcs., HEZ9FF040 Flex Pan set, 4 pcs., HEZ9SE040 4 pieces Set, HEZ9SE060 6 pieces Set, HEZ9TY010 Teppan Yaki, HZ390011 Stainless Steel roaster with glas lid

## **Series 6, Flex induction cooktop, 30 cm, surface mount with frame PXX375FB1E**

**The induction hob of the Domino programme: cook quickly, safely and cleanly with low energy consumption.**

---

### **Design**

- 30 cm: space for 2 pots or pans.

### **Flexibility of cooking zones**

- Flex zone: use cookware of any shape or size anywhere within the 40cm long zone.
- Cooking zone front middle: 210 mm, 200 mm, 2.2 KW (max. power 3.7 KW)
- Cooking zone rear middle: 210 mm, 200 mm, 2.2 KW (max. power 3.7 KW)

### **Usage convenience**

- 17 stages of power setting: precisely adapt the heat with 17 power levels (9 main levels and 8 intermediate levels).
- Safety time switch off: switches off the cooking zone at the end of the time set (e.g. for boiled eggs).
- Alarm clock: an alarm sounds at the end of the time set (e.g. for pasta).
- count-up timer, per cooktop
- : shows how much time has passed since starting the timer (e.g. for potatoes).

### **Time saving & efficiency**

- Boost function for all zones: boil water more quickly thanks to 50% more energy than at the highest standard level.

### **Safety**

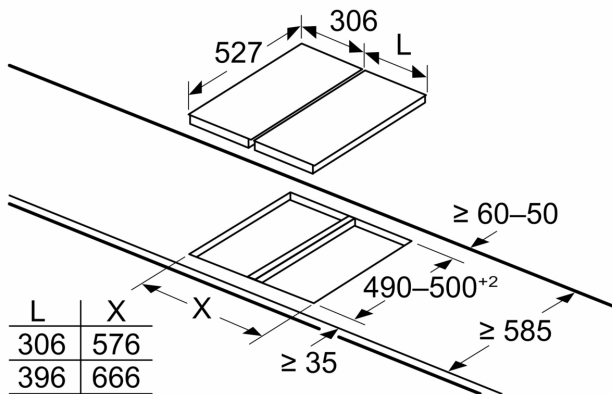
- Digital 2 stage residual heat indicator: indicates which cooking zones are still hot or warm.
- Childproof lock: prevent unintended activation of the hob.
- Main switch: switch off all cooking zones at the touch of a button.

### **Installation**

- Dimensions of the product (HxWxD mm): 51 x 306 x 527
- Required niche size for installation (HxWxD mm) : 51 x 270 x (490 - 500)
- Min. worktop thickness: 16 mm
- Power cord: 1.1 m, connected directly

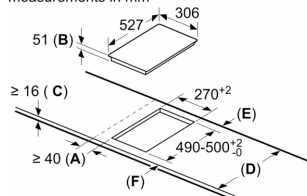
## Series 6, Flex induction cooktop, 30 cm, surface mount with frame PXX375FB1E

Measurements in mm



If two or more elements are installed right next to one another, one or several installation kits are required (2 elements 1 installation kit, 3 elements 2 installation kits, etc.)

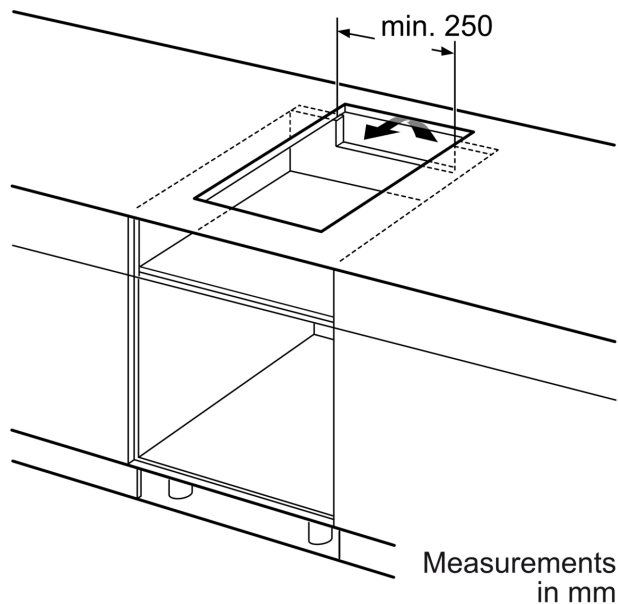
measurements in mm



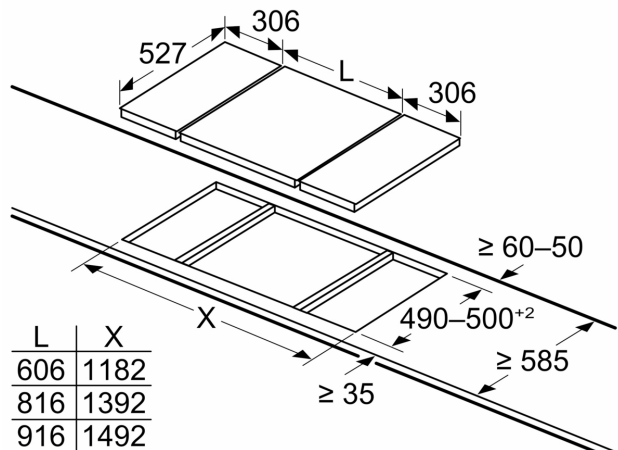
**A:** Minimum distance from the hob cut-out to the wall.  
**B:** Recessed depth.  
**C:** The clearance between the surface of the worktop and the top of the front of the oven must be 30 mm. See space requirements for the oven.

The worktop into which the hob is installed must withstand loads of approx. 60 kg; suitable substructures must be used if required.

D	E	F
585-600	50	≥ 35
> 600	≥ 50	≥ 50

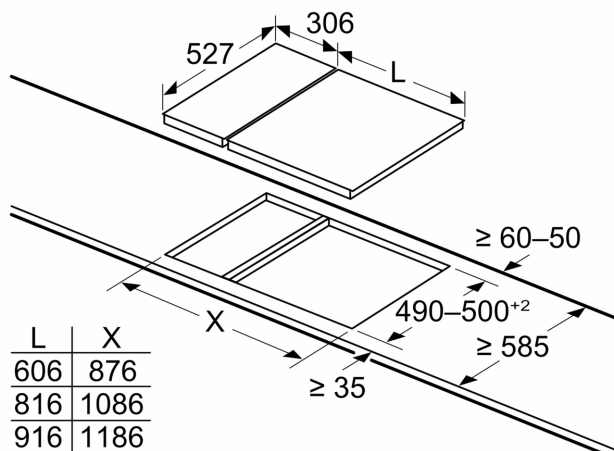


Measurements in mm



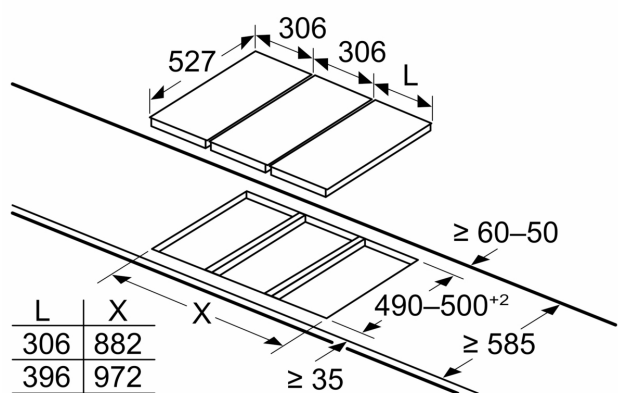
When installing two Domino units right next to a hob, two assembly kits (HEZ394301) are required

Measurements in mm



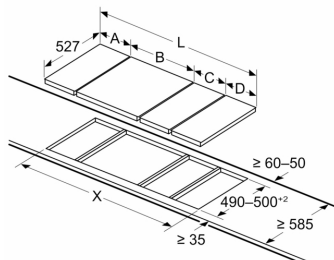
When installing two Domino units right next to a hob, two assembly kits (HEZ394301) are required

Measurements in mm



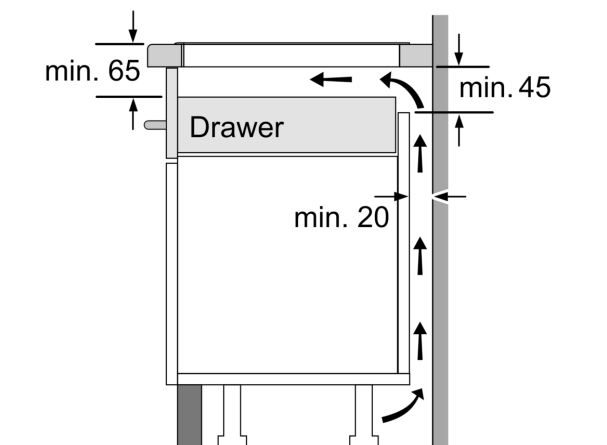
If two or more elements are installed right next to one another, one or several installation kits are required (2 elements 1 installation kit, 3 elements 2 installation kits, etc.)

Measurements in mm  
Picture for the table Domino combination possibilities with corresponding devices and cutout dimensions

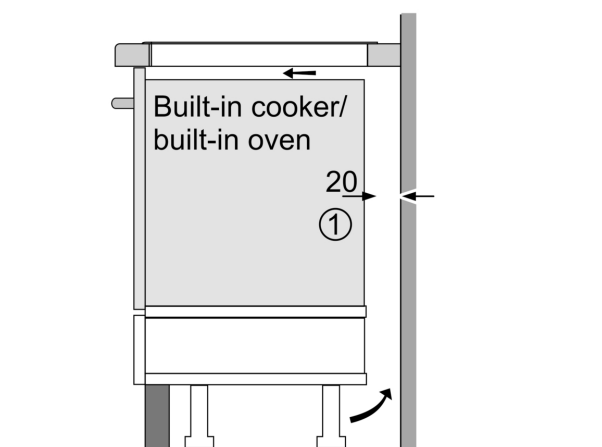


If two or more elements are installed right next to one another, one or several installation kits are required (2 elements 1 installation kit, 3 elements 2 installation kits, etc.)

Cutout dimension (X) depending on the combination (see combination table)



Measurements in mm



①  
Ventilation gap must  
be present.

Measurements in mm

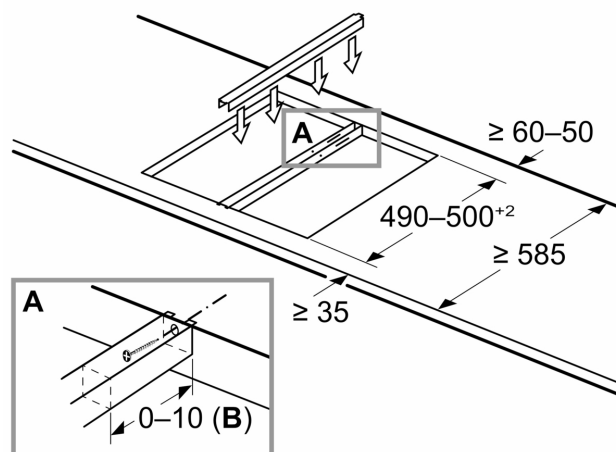
measurements in mm  
Domino combination options with  
corresponding appliance and cut-out dimensions

Width category:  
Appliance width:

	A	B	C	D	L	X		
2x30	306	306	-	-			612	<b>576</b>
1x30, 1x40	306	396	-	-			702	<b>666</b>
1x30, 1x60	306	606	-	-			912	<b>876</b>
1x30, 1x70*	306	710	-	-			1016	<b>980</b>
1x30, 1x80	306	816	-	-			1122	<b>1086</b>
1x30, 1x90	306	916	-	-			1222	<b>1186</b>
2x40	396	396	-	-			792	<b>756</b>
1x40, 1x60	396	606	-	-			1002	<b>966</b>
1x40, 1x70*	396	710	-	-			1106	<b>1070</b>
1x40, 1x80	396	816	-	-			1212	<b>1176</b>
1x40, 1x90	396	916	-	-			1312	<b>1276</b>
3x30	306	306	306	-			918	<b>882</b>
2x30, 1x40	306	306	396	-			1008	<b>972</b>
2x30, 1x60	306	306	606	-			1218	<b>1182</b>
2x30, 1x70*	306	306	710	-			1322	<b>1286</b>
2x30, 1x80	306	306	816	-			1428	<b>1392</b>
2x30, 1x90	306	306	916	-			1528	<b>1492</b>
1x30, 2x40	306	396	396	-			1098	<b>1062</b>
1x30, 1x40, 1x60	306	396	606	-			1308	<b>1272</b>
1x30, 1x40, 1x70*	306	396	710	-			1412	<b>1376</b>
1x30, 1x40, 1x80	306	396	816	-			1518	<b>1482</b>
1x30, 1x40, 1x90	306	396	916	-			1618	<b>1582</b>
2x40, 1x60	396	396	606	-			1398	<b>1362</b>
4x30	306	306	306	306			1224	<b>1188</b>
3x30, 1x40	306	306	306	396			1314	<b>1278</b>
1x30, 1x75	306	750	-	-			1056	<b>1020</b>
1x40, 1x75	396	750	-	-			1146	<b>1110</b>
2x30, 1x75	306	306	750	-			1362	<b>1326</b>
1x30, 1x40, 1x75	306	396	750	-			1452	<b>1416</b>

\* Not possible with 70 cm induction hob

Measurements in mm  
**Assembly kit (HEZ394301) for Domino**



**B:** Dependent on the cut-out depth