

## Series 4, Washer dryer, 8/5 kg WKD28260GB



**Our built-in washer-dryer has efficient water saving even for smaller loads thanks to Active Water Plus and it automatically measures the humidity to avoid garments overheating and to save energy with Auto Dry.**

- **Wash & Dry:** wash and dry up to five kilograms in one go, or wash up to eight kilograms.
- **Auto Dry:** Automatically senses when your load is dried.
- **A-rated:** the washer-dryer with an A-rated washing cycle.
- **EcoSilence Drive™:** quiet, efficient and durable.
- **Wash & Dry 60:** wash and dry small loads efficiently in just 60 min.

### Technical Data

Energy Efficiency Class Wash/Dry cycle(Regulation): .....	E
Energy Efficiency Class Eco 40-60 programme (Regulation): .....	A
Weighted energy consumption in kWh per 100 full Wash/Dry cycles	3.24 kWh/100 cycles
Weighted energy consumption in kWh per 100 washing cycles of eco 40-60 programme: .....	47 kWh/100 cycles
Maximum capacity in kg in a Wash/Dry cycle: .....	5.0 kg
Maximum capacity in kg in a wash cycle: .....	8.0 kg
The water consumption of the full wash and dry cycle in liters per cycle: .....	80 l
The water consumption of the eco programme in liters per cycle: .....	48 l
Duration of the full wash and dry cycle in hours and mins at rated capacity: .....	9:20 h
Duration of eco 40-60 programme in hours and mins at rated capacity: .....	3:38 h
Spin-drying efficiency class of eco 40-60 programme: .....	B
Airborne acoustical noise emissions : .....	68 dB(A) re 1pW
Airborne acoustical noise emission class: .....	A
Built-in / Free-standing: .....	Built-in
Removable top: .....	No
Door hinge: .....	Left
Length electrical supply cord: .....	200 cm
Dimensions of the product: .....	825x595x525 mm
Net weight: .....	56.6 kg
Drum volume: .....	53 l
EAN code: .....	4242005535545



## Series 4, Washer dryer, 8/5 kg WKD28260GB

**Our built-in washer-dryer has efficient water saving even for smaller loads thanks to Active Water Plus and it automatically measures the humidity to avoid garments overheating and to save energy with Auto Dry.**

### Performance

- Energy Efficiency Class Wash and Dry<sup>1</sup>: E
- Energy Efficiency Class Washing<sup>2</sup>: A
- Energy<sup>3</sup> / Water<sup>4</sup> Wash and Dry: 324 kWh / 80 litres
- Energy<sup>5</sup> / Water<sup>6</sup> Washing: 47 kWh / 48 litres
- Load capacity Wash and Dry / Washing: 1 - 5 kg / 1 - 8 kg
- Programme duration<sup>7</sup> Wash and Dry / Washing: 9:20 h:min / 3:38 h:min
- Spin drying efficiency class: EU19\_spin efficiency class: B
- Spin speed<sup>\*\*</sup>: 600 - 1400 rpm
- Noise level: 68 dB (A) re 1 pW
- Noise efficiency class: A

### Programmes/functions

- Special programmes washing: Drum clean, Super Quick 15, Hygiene Care, Mixed Load, Drain / Spin, rinsing/spinning
- Most common washing programmes can be used as solo-drying programme or as washing and drying in one go programme
- Standard programmes for drying: Cottons, Easy-Care
- Special programmes drying: Intensive dry, Low heat, Wash & Dry 60'

### Key features

- SpeedPerfect: perfectly clean in up to 65% less time. \*\*\*
- Options washing: Spin speed selection, Child lock, Memory, SpeedPerfect, Start / Pause, Temperature selection
- Options drying: Iron Dry, Cupboard Dry
- Drying options for most wash programmes
- Autodry function

### Additional features

- ActiveWater Plus: for highly efficient use of water even with smaller loads thanks to automatic load detection.
- Furniture door is reversible
- Fully electronic control dial for all wash and special programmes
- DrumClean programme without reminder function
- EcoSilence Drive
- Foam detection system
- Safeguard monitoring system adjusts load distribution and programme settings to protect clothes
- Buzzer to indicate the end of cycle
- Child lock
- White door with 180° opening door
- Metal door catch

### Technical Information

- adjustable base height: 16 cm

- adjustable base depth: 8 cm
- Dimensions (H x W): 82.5 cm x 59.5 cm
- Appliance depth: 52.5 cm
- Appliance depth incl. door: 54.0 cm
- Appliance depth with open door: 97.5 cm

<sup>1 2</sup> Scale of Energy Efficiency Classes from A to G

<sup>3</sup> Energy consumption in kWh per 100 complete cycles (in Eco 40-60 programme)

<sup>4</sup> Water consumption in litres per complete cycle (in Eco 40-60 programme)

<sup>5</sup> Energy consumption in kWh per 100 washing cycles (in Eco 40-60 programme)

<sup>6</sup> Weighted water consumption in litres per washing cycle (in Eco 40-60 programme)

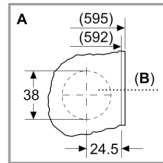
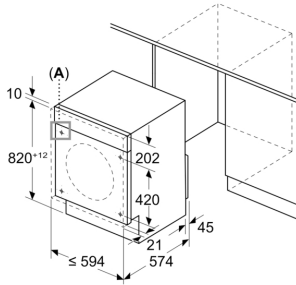
<sup>7</sup> Duration of Eco 40-60 programme, Wash and Dry cycle / Wash only cycle

<sup>\*\*</sup> The maximum spin speed is automatically reduced in the case of laundry imbalances.

<sup>\*\*\*</sup> Comparison between the program duration of Easy-care 40°C and the program duration of Easy-care 40°C + activated Speed option

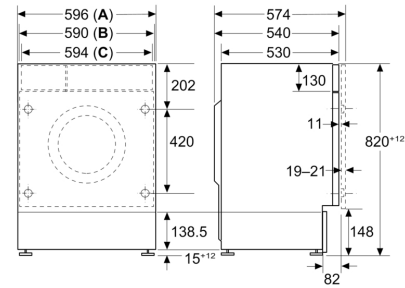
## Series 4, Washer dryer, 8/5 kg WKD28260GB

Measurements in mm



**B:** Hinge cup hole min. 12 mm deep

Measurements in mm



**A:** Housing  
**B:** Front panel  
**C:** Fascia

Measurements in mm

