


## Series 6, Washing machine, front loader, 10 kg, max. 1400 rpm WGH254A0GB



- **Even better than A-rated:** 20% more efficient than the A rating standard
- **Speed Perfect:** Cuts the cycle time by up to 65%\* without compromising on results.
- **Super Quick 30:** Faster washing when you need it.
- **Iron Assist:** Reduces wrinkles and your ironing pile
- **Anti Stain:** Tackles four stubborn types of stain with ease.

### Technical Data

Energy Efficiency Class<sup>1</sup>: ..... A  
 Weighted energy consumption in kWh per 100 washing cycles of eco 40-60 programme: ..... 40 kWh/100 cycles  
 Rated capacity, in kg, for the eco programme at full load (EU 2017/1369): ..... 10.0 kg  
 The water consumption of the eco programme in liters per cycle: 48 l  
 Duration of eco 40-60 programme in hours and mins at rated capacity: ..... 3:55 h  
 Spin-drying efficiency class of eco 40-60 programme: ..... B  
 Airborne acoustical noise emission class: ..... B  
 Airborne acoustical noise emissions : ..... 73 dB(A) re 1pW  
 Built-in / Free-standing: ..... Freestanding  
 Dimensions of the product: ..... 845x598x590 mm  
 Net weight: ..... 76.0 kg  
 Connection rating: ..... 2300 W  
 Fuse protection: ..... 10 A  
 Voltage: ..... 220-240 V  
 Frequency: ..... 50 Hz  
 Length electrical supply cord: ..... 210 cm  
 Door hinge: ..... Left  
 Wheels: ..... No  
 EAN code: ..... 4242005518982  
 Installation typology: ..... Free-standing

### Optional accessories

WMZ2200	Floor securing component
WMZ2381	Extension for cold water inlet /Aquastop
WMZMPF10	Microplastic Filter
WMZPW40W	Platform with pull-out, washer, cubic



<sup>1</sup> Scale of Energy Efficiency Classes from A to G

## Series 6, Washing machine, front loader, 10 kg, max. 1400 rpm WGH254A0GB

### Performance

- Energy Efficiency Class<sup>1</sup>: A
- A -20%: 20% more efficient than the limit value of Energy Efficiency Class A\*\*\*\*
- Energy<sup>2</sup> / Water<sup>3</sup>: 40 kWh / 48 litres
- Load capacity: 1 - 10 kg
- Programme duration<sup>4</sup>: 3:55 h:min
- Spin drying efficiency class: B
- Spin speed<sup>\*\*</sup>: 0 - 1400 rpm
- Noise level: 73 dB (A) re 1 pW
- Noise efficiency class: B

### Programmes/functions

- Standard programmes: cottons, easy care, delicates, wool hand wash
- Iron Assist: Steam programme that reduces wrinkles on dry clothes
- Special programmes: Automatic Gentle, Drain / Spin, Mixed Load, Sportswear, Single Rinse, Super Quick 15/30, Hygiene

### Key features

- Home Connect: Remote Monitoring and Control, Energy Management, Remote Diagnostics, further programmes via download. Always keep your appliance up to date via firmware update.
- i-DOS: automatic dosing of liquid detergent and softener
- Automatic stain removal - 6 stains at the touch of a button, 10 further stains via Home Connect
- Touch control buttons: On/off, Ready in, stain selection, i-DOS 2.0, Remote Start, start/pause with reload function, Temperature selection, SpeedPerfect, Prewash, Spin speed reduction/Rinse Hold

### Additional features

- Reload function: Flexibility to add or remove laundry items of any size even after start of the wash cycle.
- Elegant and ergonomically inclined control panel for easy use
- Large LED-Display for programme status indication, max. spin speed, remaining time and 24 h end time delay and load recommendation
- Hygiene Plus: clean laundry and effective removal of germs
- Drum volume: 70 litres
- Drum interior light
- VarioDrum: gentle and efficient washing
- Reload function: Flexibility in adding laundry items into the drum, even after the wash cycle has started.
- EcoSilence drive with 10 year warranty
- EcoSilence drive with 10 year warranty
- AntiVibration Design - for more stability and quietness
- ActiveWater Plus: for highly efficient use of water even with smaller loads thanks to automatic load detection.
- Turbidity sensor
- Aqua Protection
- Control dial with integrated On / Off mode
- Foam detection system
- Overdosage indication

- Safeguard monitoring system adjusts load distribution and programme settings to protect clothes
- Child lock
- Acoustic signals: Buzzer
- Usage meter: counts completed programmes

### Technical Information

- Slide-under installation
- Dimensions (H x W): 845 mm x 598 mm
- Appliance depth: 590 mm
- Appliance depth incl. door: 633 mm
- Appliance depth with open door: 1074 mm

<sup>1</sup> Scale of Energy Efficiency Classes from A to G

<sup>2</sup> Energy consumption in kWh per 100 cycles (in programme Eco 40-60)

<sup>3</sup> Weighted water consumption in litres per cycle (in programme Eco 40-60)

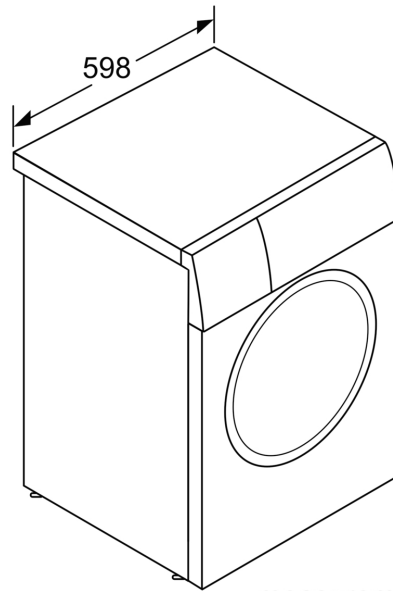
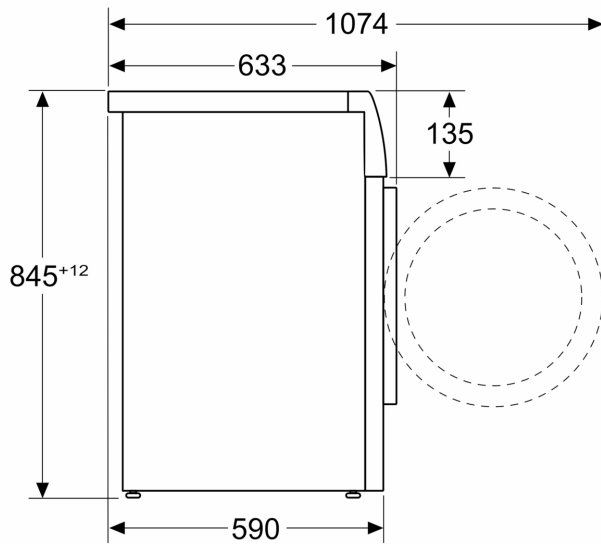
<sup>4</sup> Duration of Eco 40-60 programme

<sup>\*\*</sup> The maximum spin speed is automatically reduced in the case of laundry imbalances.

<sup>\*\*\*\*</sup> 20% more efficient (40 kWh/100 cycles) than the limit value (51 kWh / 100 cycles) of the energy efficiency class A according to delegated EU-Regulation 2019/2014.

**Series 6, Washing machine, front  
loader, 10 kg, max. 1400 rpm  
WGH254A0GB**

Measurements in mm



measurements in mm