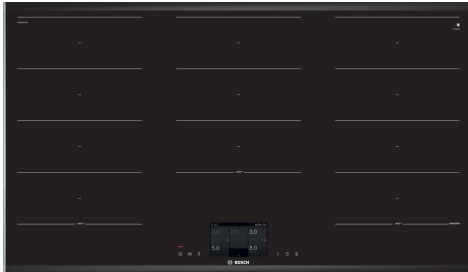


Series 8, Induction hob, 90 cm, Black, PXX975KW1E



HEZ390011 Stainless Steel roaster with glas lid, HEZ390012 Steaming Rack for Stainless Steel roaste, HEZ390090 Wok Set consisting of 3 Items, HEZ390210 System pan diameter 15 cm, HEZ390220 System pan diameter 19 cm, HEZ390230 System pan diameter 21cm, HEZ39050 Wireless temperature sensor for cooktop, HEZ390512 Teppan Yaki (large), HEZ390522 Griddle Plate, HEZ394301 Connecting strip, HEZ9ES100 Espresso maker 4 cups, HEZ9FE280 Iron pan Ø 18 / 28 cm, HEZ9FF010 Flex Pan, large, HEZ9FF030 Flex Pan set, 3 pcs., HEZ9FF040 Flex Pan set, 4 pcs., HEZ9SE040 4 pieces Set, HEZ9SE060 6 pieces Set, HEZ9TY010 Teppan Yaki, HZ390011 Stainless Steel roaster with glas lid

The FlexInduction hob allows you to place multiple pots and pans or large cookware anywhere on the flexible cooking zone.

- **TFT-touchdisplay:** easy navigation with clear text and vivid colours.
- **FlexInduction:** more flexibility on your hob for large pots and pans.
- **PerfectCook:** the sensor which can be adjusted, prevents overcooking and boiling over by precise controlling the cooking temperature.
- **PerfectFry:** no more worries about scorching.
- **Home Connect:** Connected home appliances for an easier everyday life.

Appliance type:Cooking zone ceramic
Built-in / Free-standing: Built-in
Heating type:Electric hob
Number of cooking zones:5
Min. required niche size for installation (HxWxD):51 x 880-880 x 490-500 mm
Width of the appliance:916 mm
Dimensions: 51x916x527 mm
Dimensions of the packed product (HxWxD): ... 125 x 1070 x 610 mm
Net weight: 19.5 kg
Gross weight: 23.2 kg
Residual heat indicator: Separate
Location of control panel: Front
Color of surface:Black, Alu, brushed
Length electrical supply cord: 110.0 cm
EAN code:4242002951461
Voltage: 220-240 V
Frequency: 50; 60 Hz



4 242002 951461

Series 8, Induction hob, 90 cm, Black, PXX975KW1E

The FlexInduction hob allows you to place multiple pots and pans or large cookware anywhere on the flexible cooking zone.

- 90 cm: space for 5 pots or pans.

Flexibility of cooking zones

- 3 x flexInduction zones: use cookware of any shape or size anywhere within the 40cm long zone.
- Cooking zone front left: 240 mm, 200 mm, 2.2 KW (max. power 3.7 KW)
- Cooking zone rear left: 240 mm, 200 mm, 2.2 KW (max. power 3.7 KW)
- Cooking zone middle: 300 mm, 240 mm, 2.6 KW (max. power 3.7 KW)
- Cooking zone rear right: 240 mm, 200 mm, 2.2 KW (max power 3.7 KW)
- Cooking zone front right: 240 mm, 200 mm, 2.2 KW (max. power 3.7 KW)

Usage convenience

- FullTouch TFT Display: easily operate the hob using the touch display and explore all available functions thanks to full-text information and images.
- Variable 17-stage power settings for each zone: precisely adapt the heat with 17 power levels (9 main levels and 8 intermediate levels).
- Keep warm function: Keep Warm Function: keep dishes warm at preset low power level.
- Timer for all zones
- : switches off the cooking zone at the end of the time set (e.g. for boiled eggs).
- Timer - shows how long the cooktop is in use
- : an alarm sounds at the end of the time set (e.g. for pasta).
- Count up timer per cooktop
- : shows how much time has passed since starting the timer (e.g. for potatoes).

Time saving & efficiency

- PowerBoost function for all zones
- : boil water faster thanks to 50% more energy than at the highest standard level.
- PanBoost: heat up pans faster than at the highest standard level while protecting the pan coating.
- MoveMode (3 levels): increase or decrease the power level simply by moving the pot forwards or backwards.
- Automatic setting transfer: when moving a pot to a different cooking zone, this feature transfers all previous settings to the new zone at the touch of a button.
- QuickStart function: when switching on, the hob automatically selects the cooking zone with cookware (when placed on a zone whilst the hob is off).
- ReStart function: in case of unintentional switch-off, this feature restores all previous settings by switching on the hob again within 4 seconds.

Cooking assistance

- BoschAssist: easily find the right temperature setting for a certain dish in the touch display.
- PerfectCook sensor ready (sensor sold separately): prevents overboiling of pots with the automatic temperature regulation of the sensor (attached to the pot).
- 5 frying and 5 cooking levels: prevents overcooking with the automatic temperature regulation of the integrated sensor.

Connectivity

- Home Connect enabled: check if the hob is switched off even when not at home, and find recipes or additional functions in the Home Connect app.
- Hob Hood Control - hood control (with Wi-Fi enabled hood): automatically activates the hood when cooking, thanks to the Wi-Fi connection of hob and suitable hood.

Design

- Profile trim (front facette with side trim)

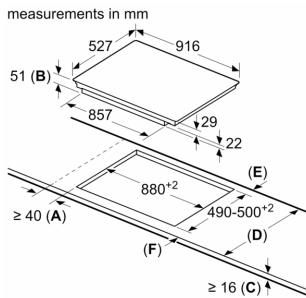
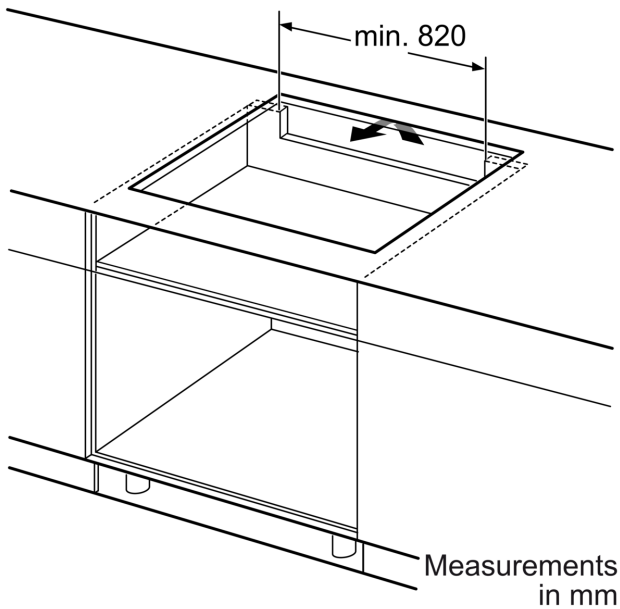
Safety

- 2 stage residual heat indicator for each zone: indicates which cooking zones are still hot or warm.
- Control panel lock: prevent unintended activation of the hob.
- Freeze function: wipe overboiled liquids without unintentionally changing settings (blocking all touch buttons for 30 seconds).
- Main on/off switch: switch off all cooking zones at the touch of a button.
- Automatic safety shut off: for safety reasons, heating stops after a preset time if not used.
- Energy consumption display: shows the electricity consumption of the last cooking process.

Installation

- Dimensions of the product (HxWxD mm): 51 x 916 x 527
- Required niche size for installation (HxWxD mm) : 51 x 880 x (490 - 500)
- Min. worktop thickness: 16 mm
- Connected load: 11.1 KW
- Power management options for 16A, 13A or 10A connection: limit the maximum power if needed (depends on fuse protection of electric installation).
- Power cord: 1.1 m, Cable included

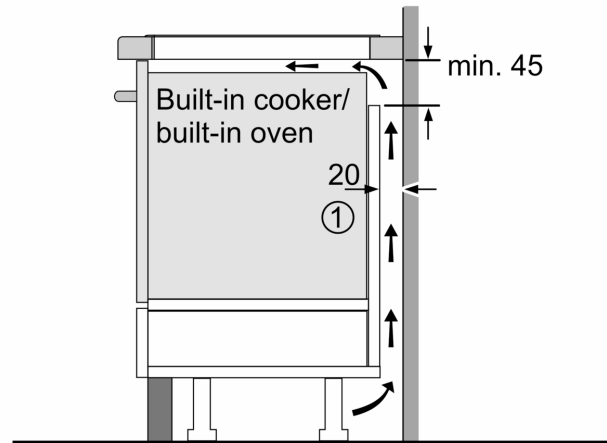
**Series 8, Induction hob, 90 cm,
Black,
PXX975KW1E**



- A:** Minimum distance from the hob cut-out to the wall.
B: Recessed depth.
C: The clearance between the surface of the worktop and the top of the front of the oven must be 30 mm. See space requirements for the oven.

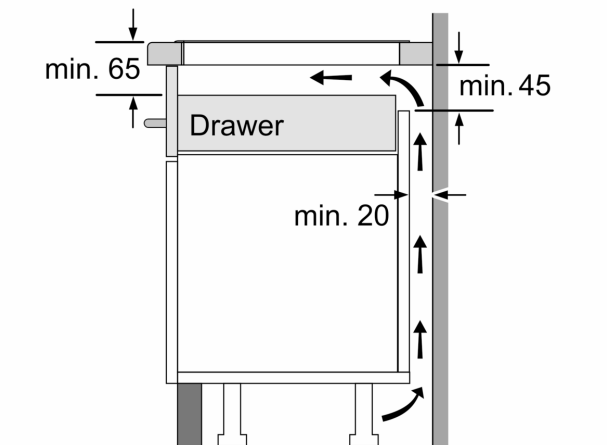
The worktop into which the hob is installed must withstand loads of approx. 60 kg; suitable substructures must be used if required.

D	E	F
585-600	50	≥ 35
> 600	≥ 50	≥ 50



- ① Ventilation gap must be present

All measurements in mm



Measurements in mm