


## Serie | 4, Induction hob, 60 cm, Black PUG611BF5B



## The Induction hob: Faster than gas and ceramic hobs, induction is easier to clean and more energy efficient.

- **Plug & Play:** plugs easily into the socket.
- **TouchSelect:** Selection of the desired cooking zone and easy setting of the desired power level.
- **PowerBoost:** up to 50% more power for faster heating on your induction hob.
- **QuickStart:** start straight away and select the desired cooking level.
- **If you turn off the cooktop it saves the last selected setting for a short time. If the cooktop is switched off within a short time again the former settings are still available.**

### Technical Data

Appliance type: .....Cooking zone ceramic  
 Built-in / Free-standing: ..... Built-in  
 Heating type: .....Electric hob  
 Number of cooking zones: .....4  
 Required niche size for installation (HxWxD): 51 x 560-560 x 490-500 mm  
 Width of the appliance: .....592 mm  
 Dimensions: .....51 x 592 x 522 mm  
 Dimensions of the packed product (HxWxD): ..... 126 x 753 x 608 mm  
 Net weight: ..... 10.6 kg  
 Gross weight: ..... 11.7 kg  
 Residual heat indicator: ..... Separate  
 Location of control panel: ..... Front  
 Basic surface material: .....Ceramic glass  
 Color of surface: .....Black  
 Length electrical supply cord: ..... 110.0 cm  
 EAN code: .....4242005151127  
 Voltage: ..... 220-240 V  
 Frequency: ..... 50 Hz



4 242005 151127

## Serie | 4, Induction hob, 60 cm, Black PUG611BF5B

**The Induction hob: Faster than gas and ceramic hobs, induction is easier to clean and more energy efficient.**

---

### Design

- 592 mm
- Frameless design

### Special features

- PowerBoost function for all zones
- 4 induction cooking zones
- Variable 17-stage power settings for each zone
- TouchSelect
- Digital display, red
- Timer for all zones
- Timer - shows how long the cooktop is in use
- ReStart function
- QuickStart function

### Power and size

- Connected load: 3.7 KW
- Cooking zones: 1 x Ø 145 mm, 1.4 KW (max. Power levels 2.2 KW)  
Induction; 1 x Ø 180 mm, 1.8 KW (max. Power levels 3.1 KW)  
Induction; 1 x Ø 145 mm, 1.4 KW (max. Power levels 2.2 KW)  
Induction; 1 x Ø 180 mm, 1.8 KW (max. Power levels 3.1 KW)  
Induction

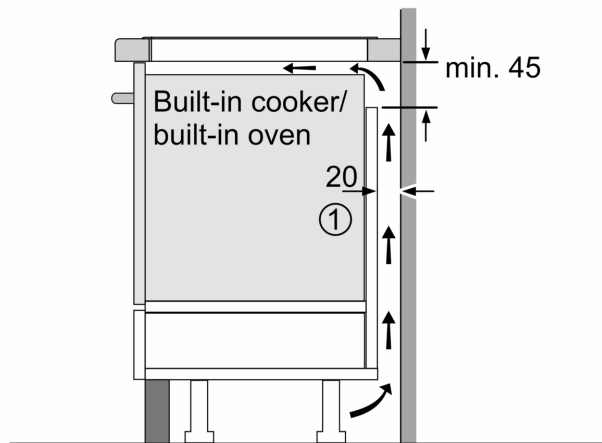
### Safety Features

- 2 stage residual heat indicator for each zone
- Main on/off switch
- Automatic pan recognition sensor
- Automatic safety shut off
- Control panel lock

### Technical information

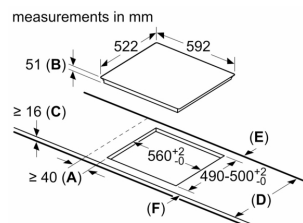
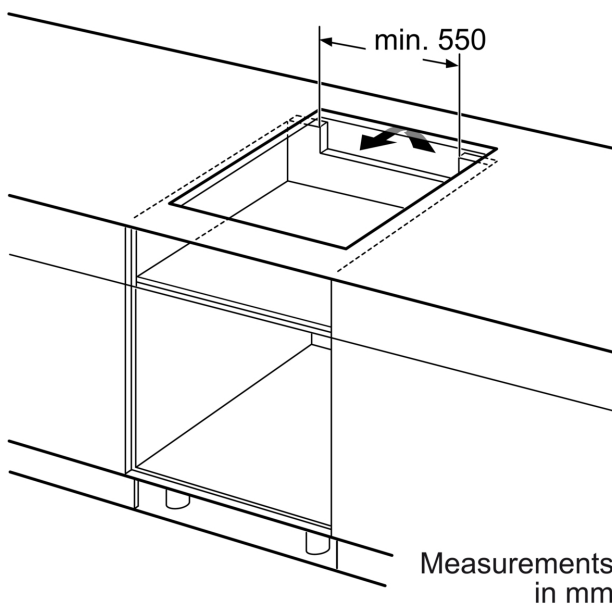
- Measurement: (H/B/T) 51 x 592 x 522 mm
- Installation dimensions: (ID/W/D) 51 mm x 560 mm x 490 mm
- Min. worktop thickness: 16 mm
- Connection cable 110 cm
- connected to terminal block
- This hob is equipped with a UK 3 pin plug for an easy plug & play installation. The plug limits the maximum power output to 3.7 KW. For higher power output, please select a hob without plug and ensure installation is carried out by a qualified electrician.

## Serie | 4, Induction hob, 60 cm, Black PUG611BF5B



①  
Ventilation gap must  
be present

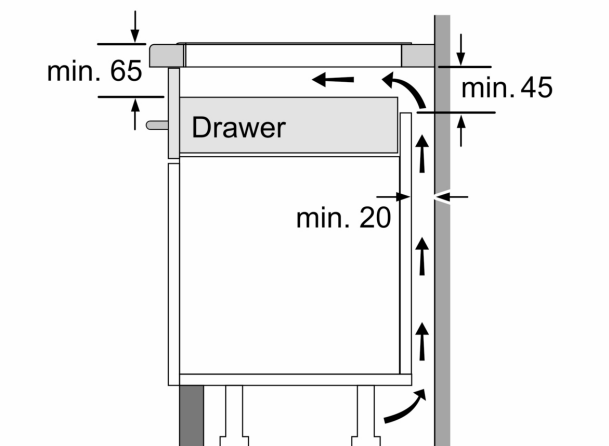
All measurements in mm



**A:** Minimum distance from the hob cut-out to the wall.  
**B:** Recessed depth  
**C:** The clearance between the surface of the worktop and the top of the front of the oven must be 30 mm. See space requirements for the oven.

The worktop into which the hob is installed must withstand loads of approx. 60 kg; suitable substructures must be used if required.

| D       | E    | F    |
|---------|------|------|
| 585-600 | 50   | ≥ 35 |
| > 600   | ≥ 50 | ≥ 50 |



Measurements in mm