


**Series 8, Domino gas hob, 30 cm,  
Glass ceramic, Black  
PRA3A6D70**



**Included accessories**

1 x WOK attachment ring

**Optional accessories**

HEZ298105 Simmer plate  
HEZ298113 Small pot support  
HEZ394301 Connecting strip

**The domino gas hob with FlameSelect:  
achieve perfect cooking results thanks to  
nine precisely defined power levels.**


- **FlameSelect:** adjust the gas flame precisely using nine defined levels.
- **Digital display:** indicates the selected power level and residual heat for convenience and safety.
- **Dual Wok Burner:** versatile burner for extra-hot and extra-gentle cooking.
- **Dual flame power burner with two heat options, quickly boil water or maintain a precise simmer.**
- **Dishwasher-proof pan supports:** make cleaning your hob even easier.

**Technical Data**

Appliance type: ..... Vario/Domino gas hob w control  
Appliance type: ..... Vario/Domino gas hob w control  
Installation type: ..... Built-in  
Installation type: ..... Built-in  
Heating type: ..... Gas  
Heating type: ..... Gas  
Number of cooking zones: ..... 1  
Number of cooking zones: ..... 1  
Min. required niche size for installation (HxWxD): 45 x 270 x 490-500 mm  
Min. required niche size for installation (HxWxD): 45 x 270 x 490-500 mm  
Width of the appliance: ..... 306 mm  
Width of the appliance: ..... 306 mm  
Dimensions: ..... 59 x 306 x 527 mm  
Dimensions: ..... 59 x 306 x 527 mm  
Dimensions of the packed product (HxWxD): ..... 185 x 385 x 578 mm  
Dimensions of the packed product (HxWxD): ..... 185 x 385 x 578 mm  
Net weight: ..... 8.9 kg  
Net weight: ..... 8.9 kg  
Gross weight: ..... 9.8 kg  
Gross weight: ..... 9.8 kg  
Residual heat indicator: ..... Separate  
Residual heat indicator: ..... Separate  
Location of control panel: ..... Front  
Location of control panel: ..... Front  
Basic surface material: ..... Glass ceramic  
Basic surface material: ..... Glass ceramic  
Color of surface: ..... Black, Alu, brushed  
Color of surface: ..... Black, Alu, brushed  
Color of frame: ..... Black  
Color of frame: ..... Black  
Length of electrical supply cord: ..... 100.0 cm  
Length of electrical supply cord: ..... 100.0 cm  
EAN code: ..... 4242002811048  
EAN code: ..... 4242002811048  
Gas connection rating: ..... 6000 W  
Gas connection rating: ..... 6000 W  
Fuse protection: ..... 3 A  
Fuse protection: ..... 3 A  
Voltage: ..... 220-240 V  
Voltage: ..... 220-240 V  
Frequency: ..... 60; 50 Hz  
Frequency: ..... 60; 50 Hz  
Included accessories: ..... 1 x WOK attachment ring



4 242002 811048



## **Series 8, Domino gas hob, 30 cm, Glass ceramic, Black PRA3A6D70**

**The domino gas hob with FlameSelect:  
achieve perfect cooking results thanks to  
nine precisely defined power levels.**

---

### **Design**

- ceramic glass surface, Black
- Facette front, rear and side profiles, aluminium, brushed
- Cast iron pan supports
- Low profile burner: elegant burner design

### **Usage convenience**

- FlameSelect: precisely control and adjust the flame in nine defined levels.
- Digital display: see the selected power level and the residual heat.
- Pan supports dishwasher safe: clean without effort in the dishwasher.
- Design co-ordinated control dials: easily access dials in front with strong grip for effortless turning.
- Ignition via control dials: just push and turn the dials to ignite the flame.

### **Burners and power**

- 1 gas burner
- Including 1 dual control wok burner: use an extra wide power range, separately controlling two flame rings.
- Center front: wok burner up to 6 KW (depending on gas type)

### **Safety**

- Flame failure safety device: prevents unwanted gas flow when flame goes out.
- Residual heat indicator: indicates which burner parts and pan supports are still hot.

### **Installation (gas types & measurements)**

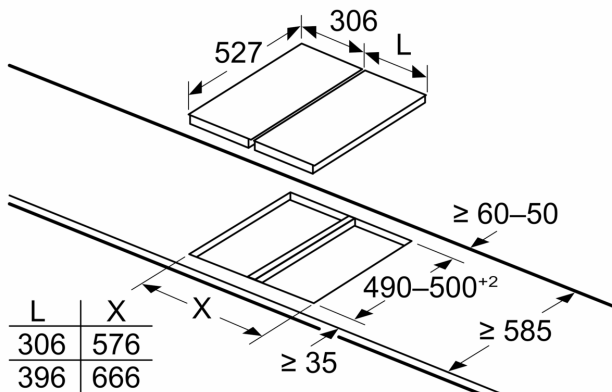
- Usable for: Nat gas L/LL G25/20mbar(DE)
- NG H/E 20mbar, E+ 20/25mbar Natural gas H 25 mbar (HU) Natural gas L 25 mbar (NL) Liquid gas G30,31 28-30/37mbar Liquid gas G30 37 mbar (PL) Liquid gas 50 mbar
- Pre-set for natural gas
- Nozzle set for LPG jets included. Connection to 28-30/37 mbar bottled gas. Nozzles for all other gas types can be ordered via the customer service. For nozzle change, please contact the customer service.
- Dimensions of the product (HxWxD mm): 59 x 306 x 527
- Required niche size for installation (HxWxD mm) : 45 x 270 x (490 - 502)
- Min. worktop thickness: 30 mm
- Power cord: 1 m
- Connected load: 6 KW

### **Accessories**

- Wok ring included

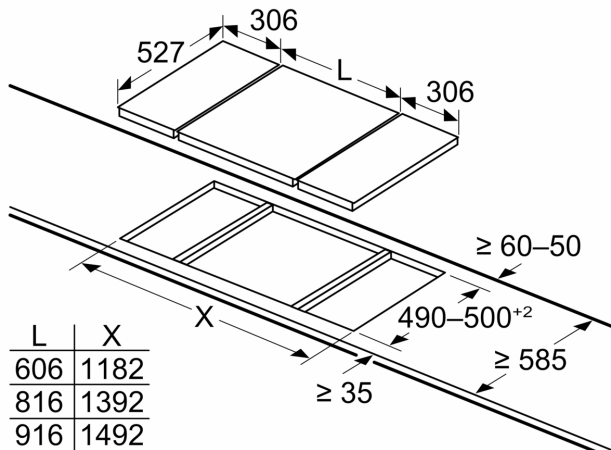
**Series 8, Domino gas hob, 30 cm,  
Glass ceramic, Black  
PRA3A6D70**

### Measurements in mm



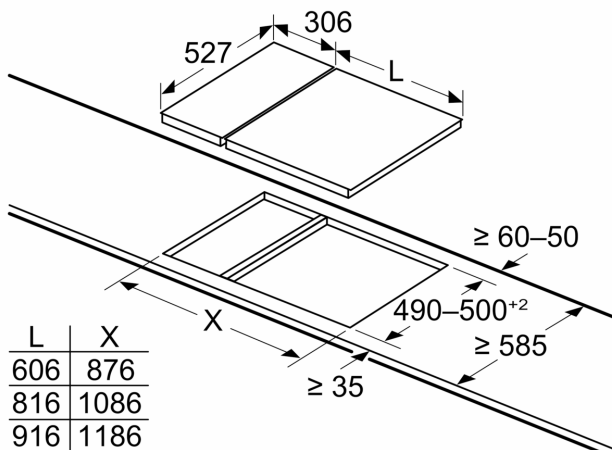
If two or more elements are installed right next to one another, one or several installation kits are required (2 elements 1 installation kit, 3 elements 2 installation kits, etc.)

### Measurements in mm



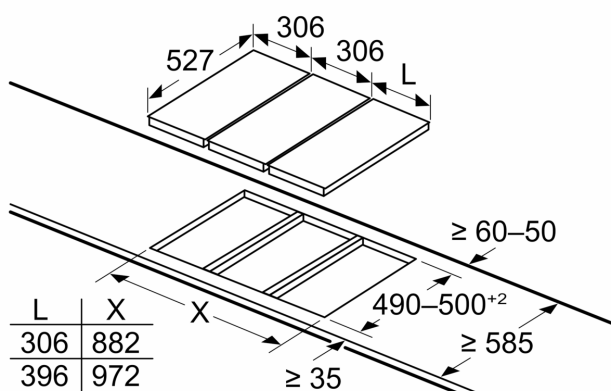
When installing two Domino units right next to a hob, two assembly kits (HEZ394301) are required

### Measurements in mm



When installing two Domino units right next to a hob, two assembly kits (HEZ394301) are required

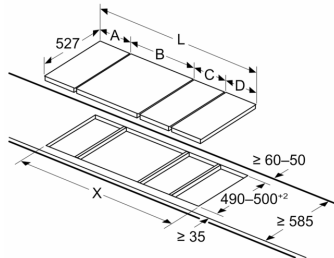
### Measurements in mm



If two or more elements are installed right next to one another, one or several installation kits are required (2 elements 1 installation kit, 3 elements 2 installation kits, etc.)

Measurements in mm

Picture for the table Domino combination possibilities with corresponding devices and cutout dimensions



If two or more elements are installed right next to one another, one or several installation kits are required (2 elements 1 installation kit, 3 elements 2 installation kits, etc.)

Cutout dimension (X) depending on the combination (see combination table)

measurements in mm

Domino combination options with corresponding appliance and cut-out dimensions

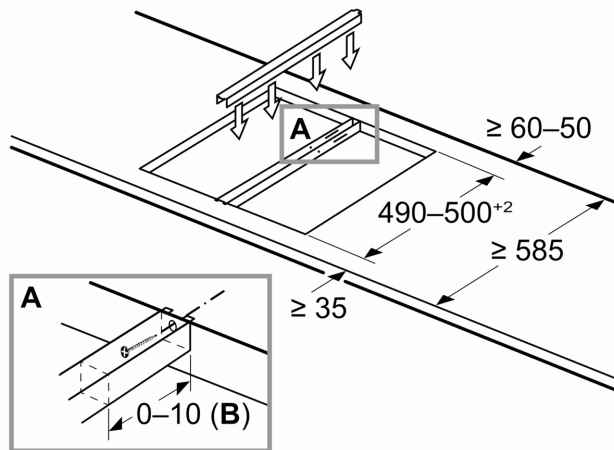
Width category:  
Appliance width:

	A	B	C	D	L	X		
2x30	306	306	-	-	-	-	612	576
1x30, 1x40	306	396	-	-	-	-	702	666
1x30, 1x60	306	606	-	-	-	-	912	876
1x30, 1x70*	306	710	-	-	-	-	1016	980
1x30, 1x80	306	816	-	-	-	-	1122	1086
1x30, 1x90	306	916	-	-	-	-	1222	1186
2x40	396	396	-	-	-	-	792	756
1x40, 1x60	396	606	-	-	-	-	1002	966
1x40, 1x70*	396	710	-	-	-	-	1106	1070
1x40, 1x80	396	816	-	-	-	-	1212	1176
1x40, 1x90	396	916	-	-	-	-	1312	1276
3x30	306	306	306	-	-	-	918	882
2x30, 1x40	306	306	396	-	-	-	1008	972
2x30, 1x60	306	306	606	-	-	-	1218	1182
2x30, 1x70*	306	306	710	-	-	-	1322	1286
2x30, 1x80	306	306	816	-	-	-	1428	1392
2x30, 1x90	306	306	916	-	-	-	1528	1492
1x30, 2x40	306	396	396	-	-	-	1098	1062
1x30, 1x40, 1x60	306	396	606	-	-	-	1308	1272
1x30, 1x40, 1x70*	306	396	710	-	-	-	1412	1376
1x30, 1x40, 1x80	306	396	816	-	-	-	1518	1482
1x30, 1x40, 1x90	306	396	916	-	-	-	1618	1582
2x40, 1x60	396	396	606	-	-	-	1398	1362
4x30	306	306	306	306	-	-	1224	1188
3x30, 1x40	306	306	306	396	-	-	1314	1278
1x30, 1x75	306	750	-	-	-	-	1056	1020
1x40, 1x75	396	750	-	-	-	-	1146	1110
2x30, 1x75	306	306	750	-	-	-	1362	1326
1x30, 1x40, 1x75	306	396	750	-	-	-	1452	1416

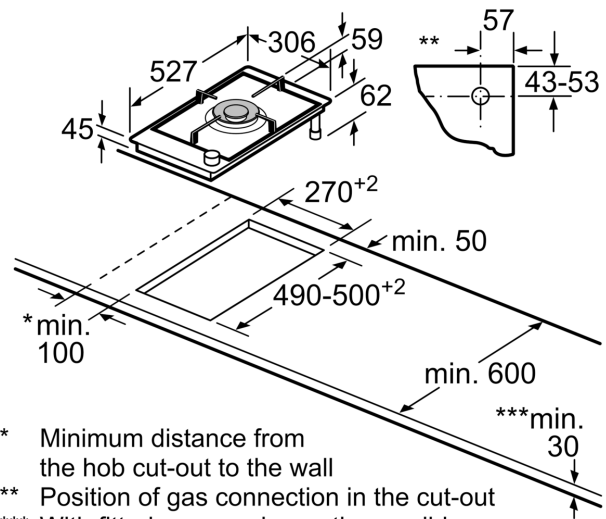
\* Not possible with 70 cm induction hob

Measurements in mm

Assembly kit (HEZ394301) for Domino



**B:** Dependent on the cut-out depth



- \* Minimum distance from the hob cut-out to the wall
- \*\* Position of gas connection in the cut-out
- \*\*\* With fitted oven underneath, possibly more; see space requirements for the oven

measurements in mm