

**Series 4, Built-in fridge-freezer with  
freezer at bottom, 193.5 x 55.8 cm,  
flat hinge  
KIN96VFD0G**



**The large built-in fridge freezer with 12% more cooling volume or 1 extra shelf including VitaFresh XXL <0°C> system, No Frost and error warning signal for optimal storage.**

- **Built-in XL:** get 11% extra volume of storage\* thanks to a taller design.
- **VitaFresh XXL <0°C>:** keeps food fresh for longer in extra-large climate-controlled fridge drawers.
- **Eco Airflow:** maintains optimal air circulation and a constant temperature level throughout the cooling area.
- **No Frost:** never defrost again, thanks to perfect protection from ice formation - that saves time and effort.
- **Super Cool function:** cools new food faster, to protect what is already inside.

#### Technical Data

Energy Efficiency Class <sup>1</sup> :	.....D
Average annual energy consumption in kilowatt hour per year (kWh/a):	..... 184 kWh/annum
Sum of volume of frozen compartments:	..... 75 l
Sum of volume of chill compartments:	..... 215 l
Airborne acoustical noise emissions :	.....34 dB(A) re 1pW
Airborne acoustical noise emission class:	.....B
Built-in / Free-standing:	..... Built-in
Door panel options:	..... Not possible
Height:	..... 1935 mm
Width of the appliance:	..... 558 mm
Depth:	..... 548 mm
Required niche size for installation (HxWxD):	..... 1940x560x550 mm
Net weight:	..... 60.4 kg
EAN code:	..... 4242005575480
Fuse protection:	..... 10 A
Door hinge:	..... Right reversible
Voltage:	..... 220-240 V
Frequency:	..... 50 Hz
Length electrical supply cord:	..... 230 cm
Number of compressors:	..... 1
Number of independent cooling systems:	..... 2
Interior ventilator:	..... No
Reversible Door Hinge:	..... Yes
Number of Adjustable Shelves in fridge compartment:	..... 3
Shelves for Bottles:	..... Yes
Frost free system:	..... Freezer
Installation typology:	..... Integrated



<sup>1</sup> Scale of Energy Efficiency Classes from A to G

## **Series 4, Built-in fridge-freezer with freezer at bottom, 193.5 x 55.8 cm, flat hinge KIN96VFD0G**

**The large built-in fridge freezer with 12% more cooling volume or 1 extra shelf including VitaFresh XXL <0°C> system, No Frost and error warning signal for optimal storage.**

- KIN96VFD0G
- Built-in fridge-freezer
- Fixed hinge, softClosing door: No

### **Performance and Consumption**

- EU19\_EEK\_D: D
- Total Volume : 290 l
- Annual Energy Consumption: 184 kWh/a
- Climate Class: SN-ST
- Noise Level : 34 dB , EU19\_Noise emission class\_D: B

### **Functions**

- Bright interior LED fridge light in fridge section

### **Design features**

- NO\_FROST\_NEU\_BL, never have to defrost ever again
- Optical and accoustical
- Separate, electronic temperature control with LED display
- Super Cooling: automatic deactivation
- easy Installation

### **Design features**

- Net Fridge Volume : 215 l
- 5 safety glass shelves in fridge compartment of which 3 are height adjustable
- Door shelves in fridge door: 1 large and 3 small.
- Metal bottle rack

### **Freshness System**

- 1 VitaFresh drawer with humidity control - Fruits and vegetables retain vitamins and stay fresh for longer

### **Food freshness system**

- Net Freezer Volume : 75 l
- Freezing capacity 24h : 8 kg
- Temperature rise time : EU19\_Temperature rise time\_D: 11 H
- EU19\_Fast freezer facility\_D
- SuperFreeze function with automatic deactivation
- 3 freezer drawers

### **Dimension and installation**

- Dimensions: 193.5 cm H x 55.8 cm W x 54.8 cm D
- Niche Dimensions: 194 cm H x 56 cm W x 55 cm D

### **Key features - Fridge section**

- Right hinged door, door reversible
- 220 - 240 V
- Length of power cord: 230 cm

### **Key features - Freezer section**

- 1 x ice cube tray

### **Country Specific Options**

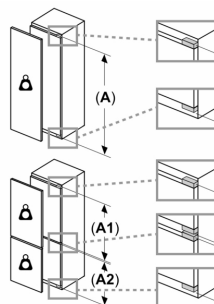
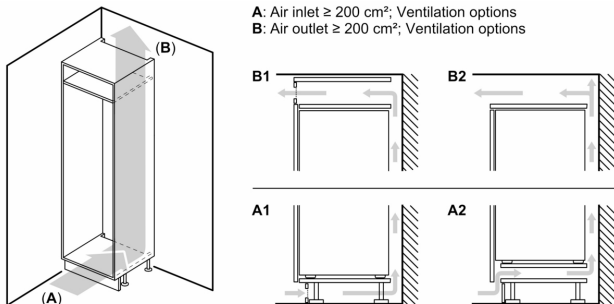
- Based on the results of the standard 24-hour test. Actual consumption depends on usage/position of the appliance.

### **Design features**

### **Dimension and installation**

### **Additional features**

## Series 4, Built-in fridge-freezer with freezer at bottom, 193.5 x 55.8 cm, flat hinge KIN96VFD0G



### Maximal permissible weight of the unit fronts

Fitted unit fronts that exceed the permissible weight may cause damage and result in functional impairment of the hinges

$\Delta$ : Weight

A: Appliance door height including hinges in mm

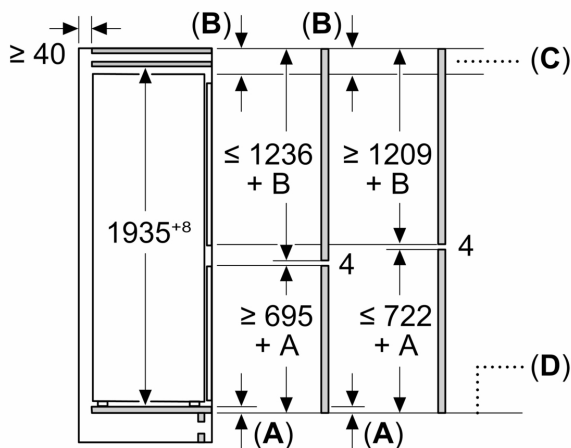
B: Undamped hinge, unit front in kg

C: Damped hinge, unit front in kg

D: Additional possible load in kg with heavy load kit

A	B	C	D
1500-1750	22	22	
720-1400	19	19	
A1	15	19	B+5 / C+5
A2	15	19	

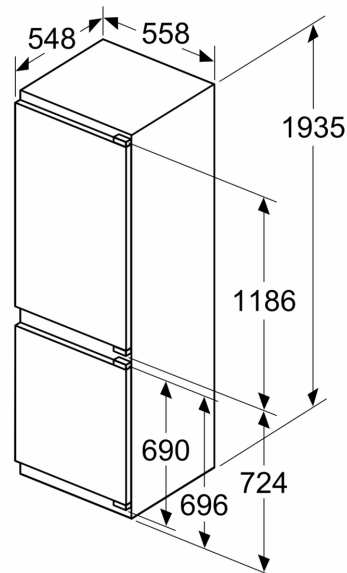
### Measurements in mm



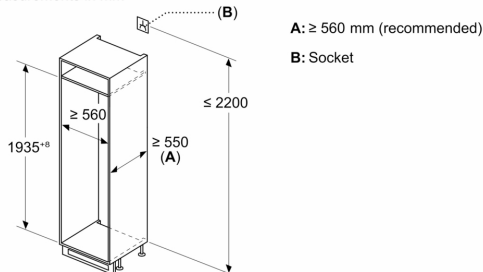
C: Front panel overhang

D: Lower edge of front panel

### Measurements in mm

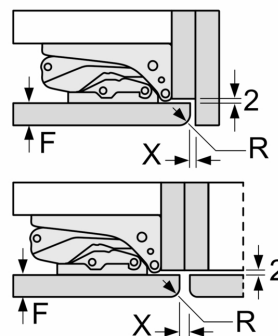


### Measurements in mm



### measurements in mm

### Recommended gap dimensions for flat hinges



F	R	X
16-19	0-3	2.5
20	0-1	3
	2-3	2.5
21	0-1	3
	2-3	2.5
22	0	4
	1	3.5
	2-3	3

The gap dimensions recommended in the table must be adhered to in order to ensure that appliance doors do not collide with anything when they are opened, and to avoid causing damage to kitchen units.