

Serie | 6, Built-in fridge-freezer with freezer at bottom, 177.2 x 55.8 cm, soft close flat hinge KIN86AD30G



Included accessories

2 x cold accumulator
2 x egg tray
1 x ice cube tray

Optional accessories

KSZ10020 : Bottle Rack

A++

The bottom freezer with VitaFresh plus drawer: keeps your fruit and vegetables fresher for longer.

- LED lights bring a completely new lighting concept to fridges
- **VarioZone:** more flexibility due to variable-use glass shelves and drawers in the freezer compartment.
- **BigBox frozen food drawer:** for stacking storage containers or for large frozen food items.
- **EasyAccess Shelf:** pull-out glass shelf gives you better access to the contents of your fridge.
- **VarioShelf:** space for bottles and bowls with sectioned glass shelves that can be separated and slid underneath.

Technical Data

Construction type : Built-in
Door panel options : Not possible
Width of the appliance : 558 mm
Depth of the product : 545 mm
Required niche size for installation (HxWxD) : 1775.0 x 560 x 550 mm
Net weight : 68.351 kg
Connection rating : 90 W
Fuse protection : 13 A
Door hinge : Right reversible
Voltage : 220-240 V
Frequency : 50 Hz
Approval certificates : CE, VDE
Length of electrical supply cord : 230 cm
Storage Period in Event of Power Failure (h) : 13 h
Number of compressors : 1
Number of independent cooling systems : 2
Interior ventilator : No
Reversible Door Hinge : Yes
Number of Adjustable Shelves in fridge compartment (Stck) : 4
Shelves for Bottles : No
EAN code : 4242002721699
Brand : Bosch
Product name / Commercial code : KIN86AD30G
Energy consumption annual - NEW (2010/30/EC) : 221.00 kWh/annum
Refrigerator Net capacity - NEW (2010/30/EC) : 188 l
Freezer Net capacity - NEW (2010/30/EC) : 67 l
Frost free system : Freezer
Freezing capacity) - NEW (2010/30/EC) : 8 kg/24h
Climate class : SN-ST
Noise level : 39 dB(A) re 1 pW
Installation type : Full-integrated



Serie | 6, Built-in fridge-freezer with freezer at bottom, 177.2 x 55.8 cm, soft close flat hinge KIN86AD30G

The bottom freezer with VitaFresh plus drawer: keeps your fruit and vegetables fresher for longer.

Dimension and installation

- Connection value 90 W
- Dimensions: 177.2 cm H x 55.8 cm W x 54.5 cm D
- Niche Dimensions: 177.5 cm H x 56 cm W x 55 cm D
- Climate class SN-ST (suitable for ambient temperatures between 10 to 38°C)

Performance and Consumption

- Energy Efficiency Class: A++ kWh/yr: 0.605 kWh
- Total net capacity: 255 l litres
- Net fridge capacity: 188 litres
- Net freezer capacity: 67 litres
- Noise level dB(A) re 1 pW: 39

Design features

- Automatic defrost freezer
- Right hinged door, door reversible
- Electronic control for fridge and freezer with LED display
- Removable magnetic door seals - easy to clean

Food freshness system

- 1 VitaFresh Plus drawer with humidity control. Fruit and vegetables retain vitamins and last longer.
- FreshSense - Constant temperature control by intelligent sensor technology
- Two separate cooling circuits allow independent temperature control and prevents the transference of humidity between the fridge and freezer cavity

Key features - Fridge section

- Automatic defrost fridge
- Bright interior LED fridge light
- 5 safety glass shelves in fridge compartment of which 4 are height adjustable
- Super Cooling: automatic deactivation

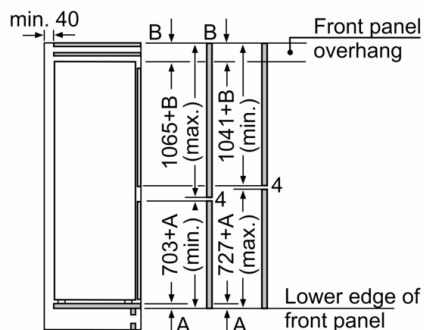
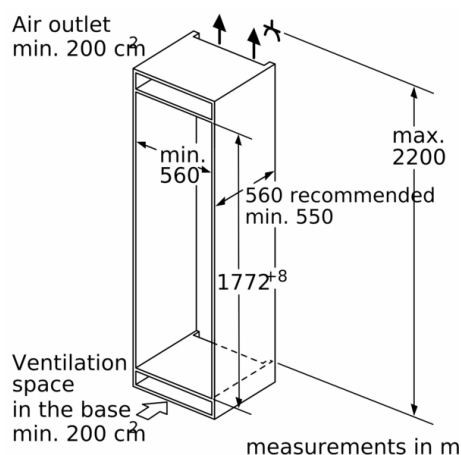
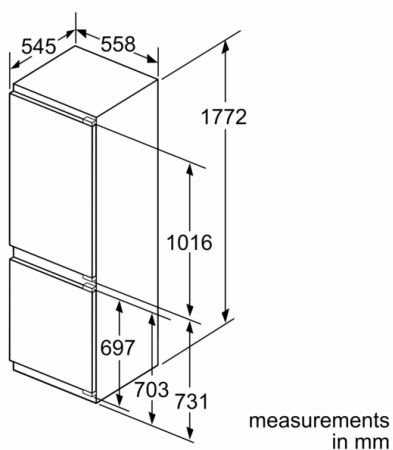
Key features - Freezer section

- NoFrost freezer
- 4 star freezer rating
- 3 freezer drawers
- Freezing capacity in 24 hours: 8 kg
- Maximum freezer storage time in power failure: 13 hours

Functions

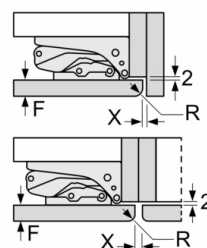
- Freezer malfunction warning signal: optical and acoustical
- SuperFreezing function with automatic deactivation
- Optical and acoustical door open warning

Serie | 6, Built-in fridge-freezer with freezer at bottom, 177.2 x 55.8 cm, soft close flat hinge
KIN86AD30G



The specified unit door dimensions are valid for a door gap of 4 mm.
 measurements in mm

measurements in mm
 Recommended gap dimensions for flat hinges



F	R	X
16-19	0-3	2.5
20	0-1	3
	2-3	2.5
21	0-1	3
	2-3	2.5
22	0	4
	1	3.5
	2-3	3

The gap dimensions recommended in the table must be adhered to in order to ensure that appliance doors do not collide with anything when they are opened, and to avoid causing damage to kitchen units.