


Installation accessory DSZ1WW1M1



- Includes necessary installation parts to install the motor up to 3m away from the ventilation unit. Note ducting is required separately.

Technical Data

Dimensions of the packed product (HxWxD):335x455x670 mm
Pallet dimensions: 200.0 x 80.0 x 120.0
Standard number of units per pallet: 12
Net weight:5.7 kg
Gross weight: 8.7 kg
EAN code:4242005241651



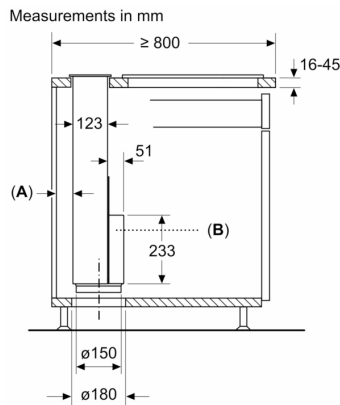
Installation accessory

DSZ1WW1M1

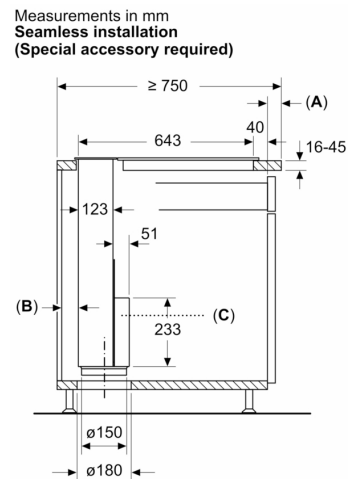
Optional accessories

- Includes necessary installation parts to install the motor up to 3m away from the ventilation unit. Note ducting is required separately.

Installation accessory DSZ1WW1M1

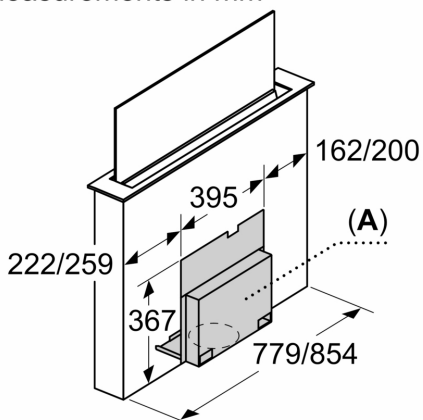


A: ≥ 20 mm between the Guided Air suction area and a cabinet wall
B: Cover must always be accessible



A: Worktop overhang protruding beyond unit carcass
B: ≥ 20 mm between the Guided Air suction area and a cabinet wall
C: Cover must always be accessible

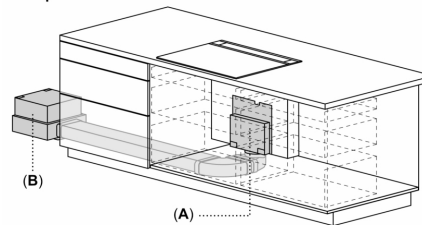
measurements in mm



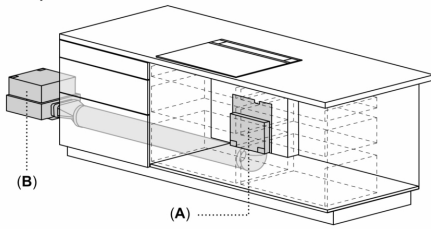
A: Access to the entire cover must be ensured even after installation.

The cover can be installed on the front or rear of the appliance.

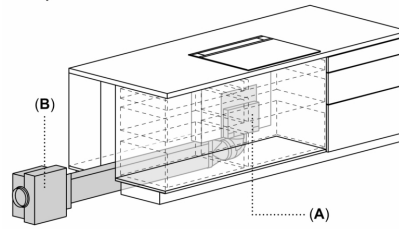
Example



A: Cover must always be accessible
B: Clearance between motor unit and appliance max. 3 mm
Motor unit must always be accessible

Example


- A:** Cover must always be accessible
B: Clearance between motor unit and appliance max. 3 m
 Motor unit must always be accessible

Example


- A:** Cover must always be accessible
B: Clearance between motor unit and appliance max. 3 m
 Motor unit must always be accessible

Measurements in mm
