


**Series 2, Domino Electric hob, 30 cm,  
Black, surface mount with frame  
PKF375CA1E**



**The radiant hob of the Domino programme:  
makes cooking and cleaning especially  
easy.**

- **Surface mounted knobs:** for easy setting of preferred cooking level.
- **ComfortProfil:** Elegant, appealing design with bevelled front and metal strips on the side.
- **30 cm width:** suitable for combining with other Domino and ComfortProfile hobs.

---

**Technical Data**

Product name/family : Vario/Domino cooking zone cera

Built-in / Free-standing : Built-in

Energy input : Electric

Total number of positions that can be used at the same time : 2

Min. required niche size for installation (HxWxD) : 48 x x mm

Width of the appliance : 306 mm

Dimensions : 48 x 306 x 527 mm

Dimensions of the packed product (HxWxD) : 120 x 375 x 590 mm

Net weight : 4.8 kg

Gross weight : 5.5 kg

Residual heat indicator : yes

Location of control panel : Hob front

Basic surface material : Ceramic

Color of surface : Alu, brushed, Black

Length electrical supply cord : 100.0 cm

Connection Rating : 3200 W

Fuse protection : 16 A

Voltage : 220-240 V

Frequency : 60; 50 Hz

---



4 242002 835976

**Series 2, Domino Electric hob, 30 cm, Black,  
surface mount with frame  
PKF375CA1E**

**The radiant hob of the Domino programme:  
makes cooking and cleaning especially easy.**

---

**Design:**

- Can be combined with all autarkic hobs in comfort design

**Comfort:**

- 2 HighSpeed cooking zones, including:
  - Dual zone
  - Zone extension activation with the knob
- Surface-mounted controls
- 9 power levels

**Environment+safety:**

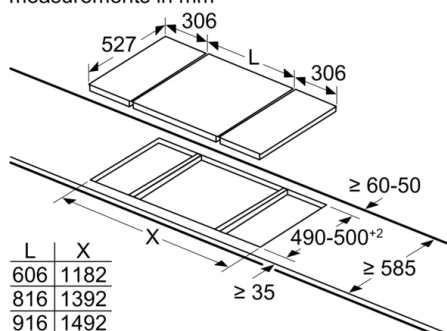
- 2 power on indicator lights
- Residual heat indicator for each zone

**Measurements:**

- Min. worktop thickness: 16 mm

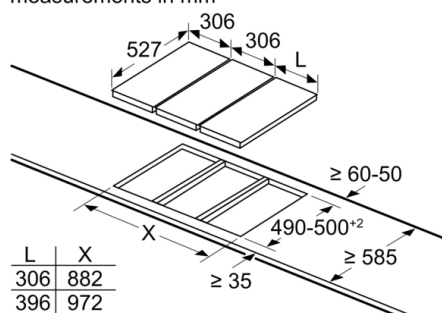
## Series 2, Domino Electric hob, 30 cm, Black, surface mount with frame PKF375CA1E

measurements in mm



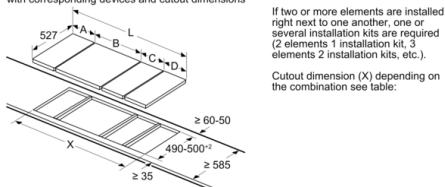
When installing two Domino units right next to a hob, two assembly kits (HEZ394301) are required.

measurements in mm



When installing two or more Domino units side-by-side, one or more assembly kits are required (2 units = 1 assembly kit, 3 units = 2 assembly kits, etc.).

measurements in mm  
Picture for the table Domino combination possibilities with corresponding devices and cutout dimensions

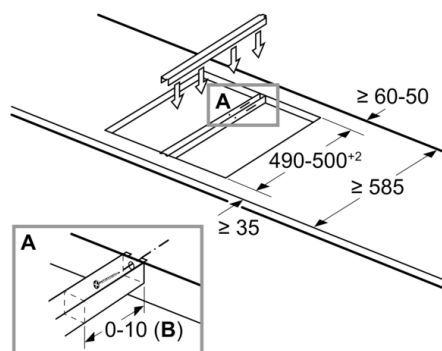


measurements in mm  
Domino combination options with corresponding appliance and cut-out dimensions

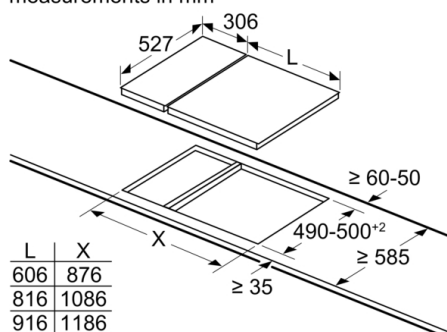
Width category:  
Appliance width:

	A	B	C	D	L	X
2x30	306	306	-	-	612	576
1x30, 1x40	306	396	-	-	702	666
1x30, 1x60	306	606	-	-	912	876
1x30, 1x70*	306	710	-	-	1016	980
1x30, 1x80	306	816	-	-	1122	1086
1x30, 1x90	306	916	-	-	1222	1186
2x40	396	396	-	-	792	756
1x40, 1x60	396	606	-	-	1002	966
1x40, 1x70*	396	710	-	-	1106	1070
1x40, 1x80	396	816	-	-	1212	1176
1x40, 1x90	396	916	-	-	1312	1276
3x30	306	306	306	-	918	882
2x30, 1x40	306	306	396	-	1008	972
2x30, 1x60	306	306	606	-	1218	1182
2x30, 1x70*	306	306	710	-	1322	1286
2x30, 1x80	306	306	816	-	1428	1392
2x30, 1x90	306	306	916	-	1528	1492
1x30, 2x40	306	396	396	-	1098	1062
1x30, 1x40, 1x60	306	396	606	-	1308	1272
1x30, 1x40, 1x70*	306	396	710	-	1412	1376
1x30, 1x40, 1x80	306	396	816	-	1518	1482
1x30, 1x40, 1x90	306	396	916	-	1618	1582
2x40, 1x60	396	396	606	-	1398	1362
4x30	306	306	306	306	1224	1188

measurements in mm  
Assembly kit (HEZ394301) for Domino



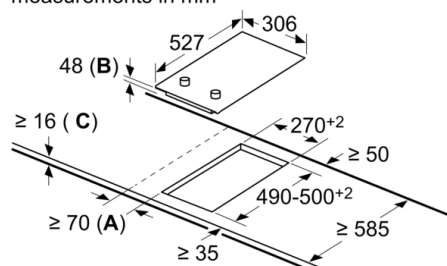
measurements in mm



When installing a Domino unit right next to a hob, an assembly kit (HEZ394301) is required.

**Series 2, Domino Electric hob, 30 cm, Black,  
surface mount with frame  
PKF375CA1E**

measurements in mm



- A:** Minimum distance from the hob cut-out to the wall.  
**B:** Recessed depth  
**C:** With fitted oven underneath min. 20, possibly more; see space requirements for the oven.