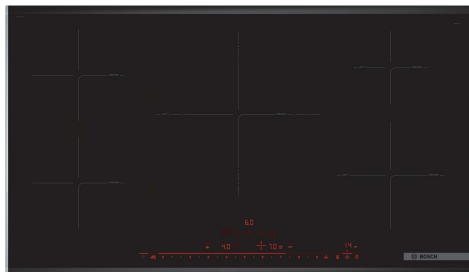


## Series 8, Induction hob, 90 cm, surface mount with frame PIV975DC1E



HEZ32WA00	Wireless food thermometer
HEZ390090	Wok Set consisting of 3 Items
HEZ390210	System pan diameter 15 cm
HEZ390230	System pan diameter 21cm
HEZ394301	Connecting strip
HEZ9CF240	Fry pan, coated 24cm Ø
HEZ9CF280	Fry pan, coated 28cm Ø
HEZ9ES100	Espresso maker 4 cups
HEZ9FE280	Iron pan Ø 18 / 28 cm
HEZ9SE030	Set of 2 pots and 1 pan
HEZ9SE040	4 pieces Set
HEZ9SE060	6 pieces Set

## The induction hob with PerfectFry: achieve perfect frying results thanks to automatic temperature control.

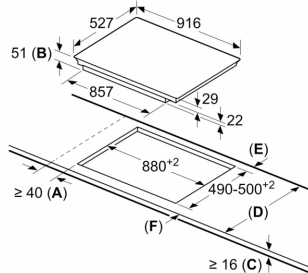
- **DirectSelect Premium:** direct, simple selection of the desired cooking zone, power and additional functions.
- **PerfectFry:** no more worries about scorching.
- **PowerBoost:** Up to 50% more power for faster heating.
- **Restart:** restores hob settings in case of an unintentional hob switch-off.
- **Timer with switch-off function:** turns off the assigned cooking zone after the set time.

Product name/family: ..... Cooking zone ceramic  
 Built-in / Free-standing: ..... Built-in  
 Energy input: ..... Electric  
 Total number of positions that can be used at the same time: ..... 5  
 Required niche size for installation (HxWxD): 51 x 880-880 x 490-500 mm  
 Width of the appliance: ..... 916 mm  
 Dimensions: ..... 51x916x527 mm  
 Dimensions of the packed product (HxWxD): ... 126 x 1073 x 603 mm  
 Net weight: ..... 20.8 kg  
 Gross weight: ..... 22.5 kg  
 Residual heat indicator: ..... yes  
 Location of control panel: ..... Front  
 Basic surface material: ..... Ceramic  
 Color of surface: ..... Black, Alu, brushed  
 Length electrical supply cord: ..... 110.0 cm  
 Sealed Burners: ..... No  
 Power Boost: ..... All cooking zones  
 Power of heating element (kW): ..... 1.8 kW  
 Power of 3rd heating element (kW): ..... 1.8 kW  
 Power of 5th heating element (kW): ..... 1.4 kW  
 Power of heating element (kW in boost): ..... [3.1] kW  
 Power of 3rd heating element (kW in boost): ..... [3.1] kW  
 Power of 5th heating element (kW in boost): ..... [2.2] kW  
 Connection rating: ..... 11100 W  
 Voltage: ..... 220-240 V  
 Frequency: ..... 50; 60 Hz  
 Energy input: ..... Electric  
 Plug type: ..... No plug (electrical connection by electrician)  
 Appliance Dimensions (h x w x d) (in): ..... x x  
 Dimensions of the packed product: ..... 4.96 x 23.74 x 42.26  
 Net weight: ..... 46.000 lbs  
 Gross weight: ..... 50.000 lbs  
 Total number of positions that can be used at the same time: ..... 5  
 Length electrical supply cord: ..... 110.0 cm  
 Required niche size for installation (HxWxD): 51 x 880-880 x 490-500 mm  
 Dimensions: ..... 51x916x527 mm  
 Dimensions of the packed product (HxWxD): ... 126 x 1073 x 603 mm  
 Net weight: ..... 20.8 kg  
 Gross weight: ..... 22.5 kg



## Series 8, Induction hob, 90 cm, surface mount with frame PIV975DC1E

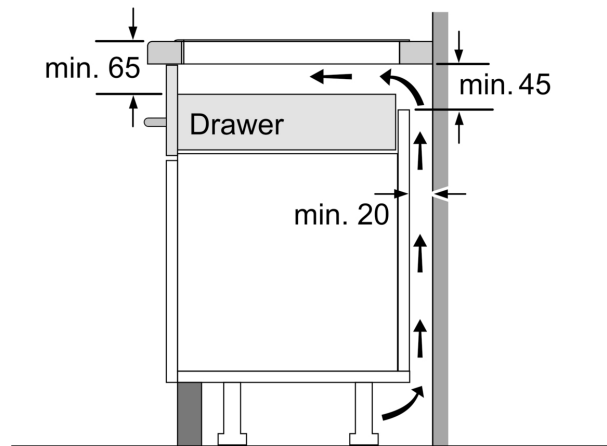
measurements in mm



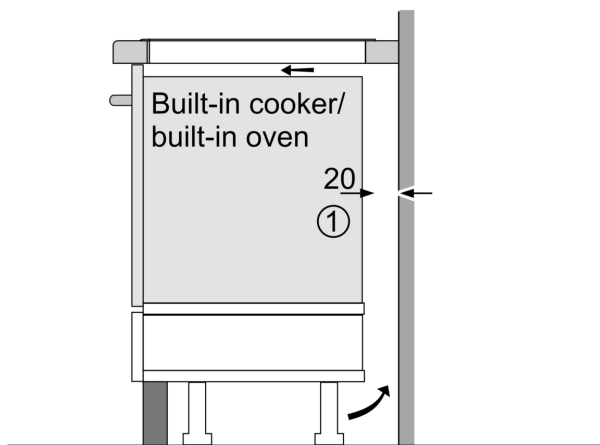
- A:** Minimum distance from the hob cut-out to the wall.  
**B:** Recessed depth.  
**C:** The clearance between the surface of the worktop and the top of the front of the oven must be 30 mm. See space requirements for the oven.

The worktop into which the hob is installed must withstand loads of approx. 60 kg; suitable substructures must be used if required.

D	E	F
585-600	50	≥ 35
> 600	≥ 50	≥ 50



Measurements in mm



- ① Ventilation gap must be present.

Measurements in mm

