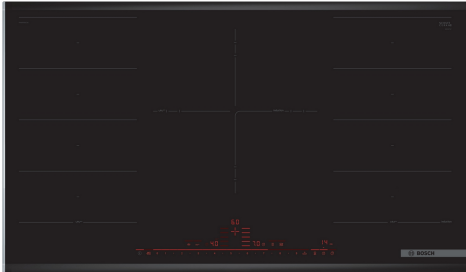


Series 8, Flex induction cooktop, 90 cm, surface mount with frame PXV975DC1E



- **DirectSelect Premium:** direct, simple selection of the desired cooking zone, power and additional functions.
- **FlexInduction:** more flexibility on your hob for large pots and pans.
- **PerfectFry:** no more worries about scorching.
- **Move Mode:** divides the cooking zone in three power levels for boiling, cooking and simmering.
- **Power Boost:** up to 35% faster heating compared to highest power level.

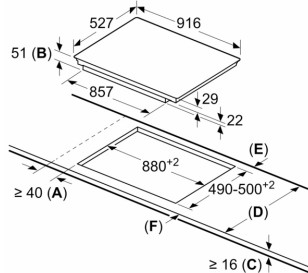
Product name/family: Cooking zone ceramic
 Built-in / Free-standing: Built-in
 Energy input: Electric
 Total number of positions that can be used at the same time: 5
 Required niche size for installation (HxWxD): 51 x 880-880 x 490-500 mm
 Width of the appliance: 916 mm
 Dimensions (HxWxD): 51x916x527 mm
 Dimensions of the packed product (HxWxD): ... 126 x 1073 x 603 mm
 Net weight: 20.6 kg
 Gross weight: 23.8 kg
 Residual heat indicator:separate
 Location of control panel: Front
 Basic surface material: Ceramic glass
 Color of surface: Black, Alu, brushed
 Length electrical supply cord: 110.0 cm
 EAN code: 4242002849300
 Voltage: 220-240 V
 Frequency: 60; 50 Hz

HEZ32WA00 Wireless food thermometer, HEZ390011 Stainless Steel roaster with glas lid, HEZ390012 Steaming Rack for Stainless Steel roaste, HEZ390090 Wok Set consisting of 3 Items, HEZ390210 System pan diameter 15 cm, HEZ390220 System pan diameter 19 cm, HEZ390230 System pan diameter 21cm, HEZ390512 Teppan Yaki (large), HEZ390522 Griddle Plate, HEZ394301 Connecting strip, HEZ9CF240 Fry pan, coated 24cm Ø, HEZ9CF280 Fry pan, coated 28cm Ø, HEZ9ES100 Espresso maker 4 cups, HEZ9FE280 Iron pan Ø 18 / 28 cm, HEZ9FF010 Flex Pan, large, HEZ9FF030 Flex Pan set, 3 pcs., HEZ9FF040 Flex Pan set, 4 pcs., HEZ9SE040 4 pieces Set, HEZ9SE060 6 pieces Set, HEZ9TY010 Teppan Yaki, HZ390011 Stainless Steel roaster with glas lid



Series 8, Flex induction cooktop, 90 cm, surface mount with frame PXV975DC1E

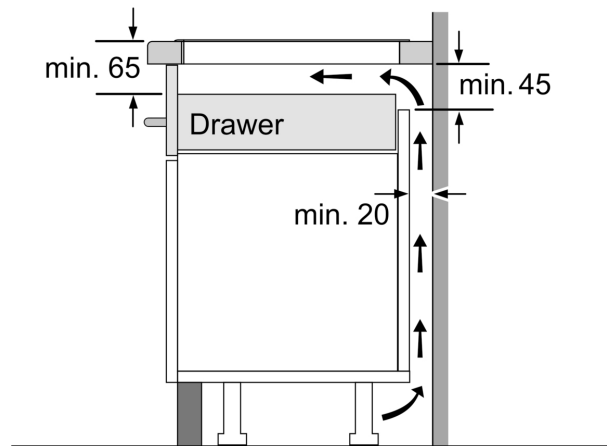
measurements in mm



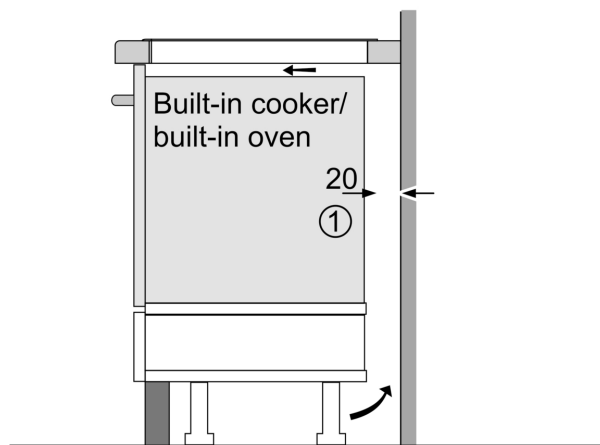
- A:** Minimum distance from the hob cut-out to the wall.
B: Recessed depth
C: The clearance between the surface of the worktop and the top of the front of the oven must be 30 mm. See space requirements for the oven.

The worktop into which the hob is installed must withstand loads of approx. 60 kg; suitable substructures must be used if required.

D	E	F
585-600	50	≥ 35
> 600	≥ 50	≥ 50



Measurements in mm



- ①
Ventilation gap must be present.

Measurements in mm

