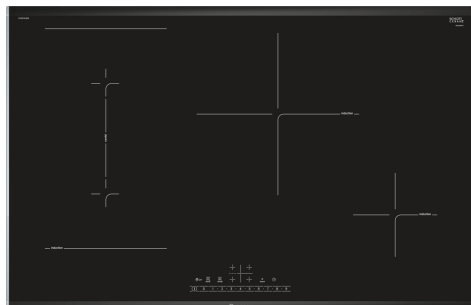


Series 6, Induction cooktop, 80 cm, Black, PVS875FB5E



HEZ390090	Wok Set consisting of 3 Items
HEZ394301	Connecting strip
HEZ9ES100	Espresso maker 4 cups
HEZ9FE280	Iron pan Ø 18 / 28 cm
HEZ9SE040	4 pieces Set
HEZ9SE060	6 pieces Set

The CombiInduction cooktop: place large, oval or rectangular cookware on two connected cooking zones.

- **DirectSelect:** direct, simple selection of the desired cooking zone, power and additional functions.
- **Combi Zone:** combine two induction cooking zones to heat large cookware.
- **Power Boost:** up to 35% faster heating compared to highest power level.
- **Restart:** restores hob settings in case of an unintentional hob switch-off.
- **Timer with switch-off function:** turns off the assigned cooking zone after the set time.

Product name/family: Cooking zone ceramic
 Built-in / Free-standing: Built-in
 Energy input: Electric
 Total number of positions that can be used at the same time: 4
 Required niche size for installation (HxWxD): 51 x 750-780 x 490-500 mm
 Width of the appliance: 816 mm
 Dimensions (HxWxD): 51x816x527 mm
 Dimensions of the packed product (HxWxD): 126 x 953 x 608 mm
 Net weight: 12.8 kg
 Gross weight: 16.4 kg
 Residual heat indicator: separate
 Location of control panel: Front
 Basic surface material: Ceramic glass
 Color of surface: Black, Alu, brushed
 Length electrical supply cord: 110.0 cm
 EAN code: 4242005098392
 Voltage: 220-240 V
 Frequency: 50; 60 Hz



Series 6, Induction cooktop, 80 cm, Black, PVS875FB5E

The CombiInduction cooktop: place large, oval or rectangular cookware on two connected cooking zones.

- Min. worktop thickness: 16 mm
- Connected load: 7.4 KW
- PowerManagement Function: limit the maximum power if needed (depends on fuse protection of electric installation).
- Power cord: 1.1 m, Cable included

-
- 80 cm Cooktop Induction: space for 4 pots or pans. 80 cm: space for 4 pots

Flexibility of cooking zones

- CombiZone: use bigger cookware by connecting two classic cooking zones into one large zone.
- Cooking zone front left: 210 mm, 190 mm, 2.2 KW (max. power 3.7 KW)
- Cooking zone rear left: 210 mm, 190 mm, 2.2 KW (max. power 3.7 KW)
- Cooking zone rear right: 280 mm, 2.6 KW (max power 3.7 KW)
- Cooking zone front right: 145 mm, 1.4 KW (max. power 2.2 KW)

Usage convenience

- Direct Select 1.0 Touch Control: effortlessly change the power with the imprinted touch bar.
- 17 power levels for each cooking zone: precisely adapt the heat with 17 power levels (9 main levels and 8 intermediate levels).
- Timer with automatic switch off for all zones: switches off the cooking zone at the end of the time set (e.g. for boiled eggs).
- Count-down timer: an alarm sounds at the end of the time set (e.g. for pasta).

Time saving & efficiency

- Power Boost for all zones : boil water faster with up to 50% more power than at the highest standard level.
- Move Mode - 2 Automatic Power Levels: increase or decrease the power level simply by moving the pot forwards or backwards.
- QuickStart: Quick and automatic first pot detection: when switching on, the cooktop automatically selects the cooking zone with cookware on it.
- ReStart - Quickly reinstates previous settings: in case of unintentional switch-off, restore all previous settings by switching on the cooktop again within 4 seconds.

Design

- Stainless steel side profiles with beveled front

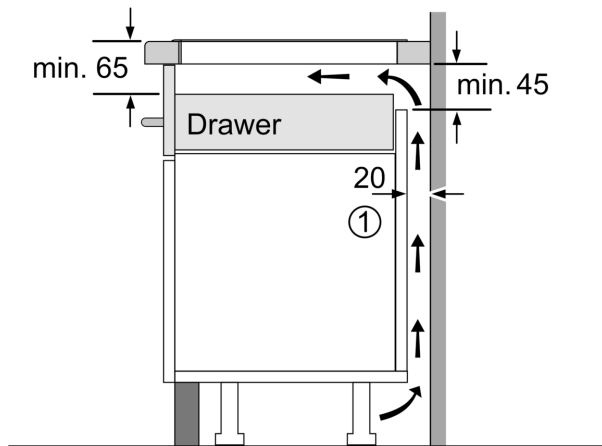
Safety

- Digital 2-stage residual heat indicator: indicates which cooking zones are still hot or warm.
- Childproof lock: prevent unintended activation of the cooktop.
- WipeProtection: wipe overboiled liquids without unintentionally changing settings (blocking all touch buttons for 30 seconds).
- Main switch: switch off all cooking zones at the touch of a button.
- Automatic safety switch-off: for safety reasons, heating stops after a preset time without interaction.
- Energy consumption display: shows the electricity consumption of the last cooking process.

Installation

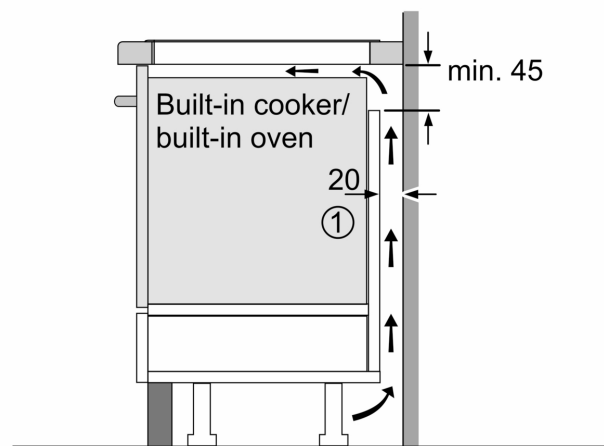
- Dimensions of the product (HxWxD mm): 51 x 816 x 527
- Required niche size for installation (HxWxD mm) : 51 x 750 x (490 - 500)

**Series 6, Induction cooktop, 80 cm,
Black,
PVS875FB5E**



①
Ventilation gap must
be present.

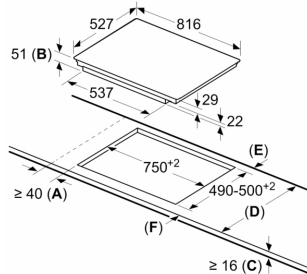
Measurements in mm



①
Ventilation gap must
be present

All measurements in mm

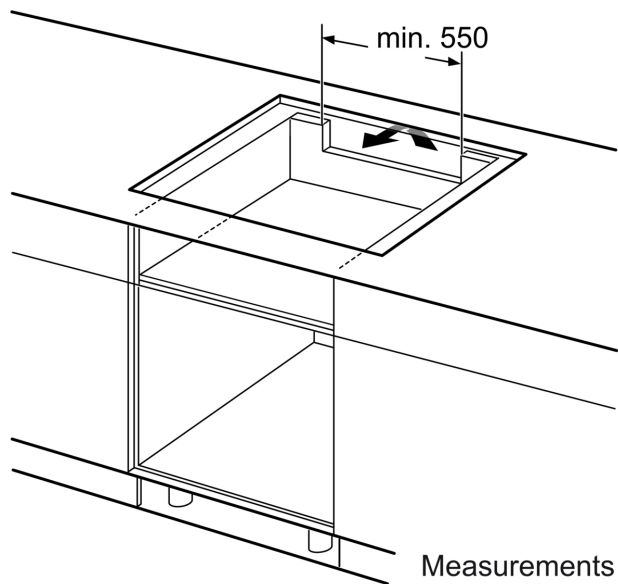
measurements in mm



A: Minimum distance from the hob cut-out to the wall.
B: Recessed depth.
C: The clearance between the surface of the worktop and the top of the front of the oven must be 30 mm. See space requirements for the oven.

The worktop into which the hob is installed must withstand loads of approx. 60 kg; suitable substructures must be used if required.

D	E	F
585-600	50	≥ 35
> 600	≥ 50	≥ 50



Measurements
in mm