

## Series 6, integrated rangehood, 52 cm, Black DLN56AC60A



**The undermount rangehood offers you flexibility in your kitchen planning, all with sleek styling and excellent performance – now in a brand new black colour, matching modern kitchens with Induction, Ceramic, and black-glass Gas Cooktops.**

- **Seamless integration:** thanks to near flush installation, the canopy rangehood is almost invisible in upper cabinets.
- **LED Illumination:** The energy-saving lighting provides a clear and bright illumination for the hob area.
- **Push button control:** effortless hood operation with real push buttons.
- **Metal grease filters:** capture grease and are easy to clean for fresher air.
- **Intensive speed setting with reset:** automatically resets the hood to normal speed setting

DHZ5316	Standard odor filter (replacement)
DHZ5605	Standard recirculation kit
DWZ0IT0P0	Long Life odor filter (replacement)
DWZ1IT1D1	Long Life recirculation kit external
DWZ1IX1B6	Clean Air Plus odor filter (replacement)
DWZ1IX1C6	Clean Air Plus recirc. kit external

Typology:	Built-in/Built-under
Length electrical supply cord:	150 cm
Required niche size for installation (HxWxD):	... 345mm x 496.0mm x 264mm mm
Minimum distance above an electric cooktop:	600 mm
Minimum distance above a gas cooktop:	650 mm
Net weight:	7.6 kg
Type of control:	Electronic
Number of power settings:	3-stages + intensive setting
Max. air extraction:	570 m³/h
Boost position output recirculating:	628 m³/h
Max. air recirculation:	560 m³/h
Boost position air extraction:	645 m³/h
Number of lights:	2
Noise level:	66 dB(A) re 1pW
Diameter of air outlet:	120 / 150 mm
Grease filter material:	Washable aluminium
EAN code:	4242005475599
Connection rating:	252 W
Fuse protection:	3 A
Voltage:	220-240 V
Frequency:	60; 50 Hz
Plug type:	AU plug
Installation type:	Built-in



4 242005 475599

## **Series 6, integrated rangehood, 52 cm, Black DLN56AC60A**

**The undermount rangehood offers you flexibility in your kitchen planning, all with sleek styling and excellent performance – now in a brand new black colour, matching modern kitchens with Induction, Ceramic, and black-glass Gas Cooktops.**

- Appliance dimensions (HxWxD): 345 x 520 x 282 mm
- Dimensions recirculating (HxWxD): 345-345 x 520 x 282 mm
- Installation dimensions (HxWxD): 345 x 496 x 264 mm
- Please reference the built-in dimensions provided in the installation drawings
- Electrical cable length 1.5 m
- Diameter pipe Ø 150 mm (Ø 120 mm enclosed)
- with one-way flap: prevents outside air from entering your kitchen

### **Design:**

- For installation in a kitchen cabinet
- Flush-fitted installation for a seamless integration in upper kitchen cabinets
- Suitable for ducted or recirculated extraction
- For recirculated extraction various recirculation kits are available as optional accessories.

### **Features:**

- 2 x 1 Watt LED lights
- Colour Temperature: 4000 K
- Light Intensity: 400 lux
- Capacitor motor
- 1 metal grease filter(s)

### **Comfort Features:**

- Electronic controls with low-lift push buttons
- 3 power settings plus intensive setting
- Automatic reset from intensive to normal setting after 6 min

### **Cleaning Comfort:**

- metal grease filter dishwasher-safe
- Easy to clean smooth surfaces and materials

### **Performance Exhaust:**

- According to EN 61591 and EN/ IEC 60704-2-13 your appliance can achieve the following values in exhaust mode: Speed 1: extraction rate 295 m<sup>3</sup>/h; noise level 50 dB (A) re1pW Speed 2: extraction rate 445 m<sup>3</sup>/h; noise level 59 dB (A) re1pW Speed 3: extraction rate 570 m<sup>3</sup>/h; noise level 66 dB (A) re1pW Intensive 1: extraction rate 645 m<sup>3</sup>/h; noise level 68 dB (A) re1pW

### **Performance Recirculation:**

- According to EN 61591 and EN/ IEC 60704-2-13 your appliance can achieve the following values in recirculation mode with standard recirculation kit (available as optional accessory):
- Speed 1: extraction rate 230 m<sup>3</sup>/h; noise level 62 dB(A) re1pW
- Speed 2: extraction rate 330 m<sup>3</sup>/h; noise level 69 dB(A) re1pW
- Speed 3: extraction rate 400 m<sup>3</sup>/h ; noise level 72 dB(A) re1pW
- Intensive Speed 1: extraction rate 410 m<sup>3</sup>/h; noise level 74 dB (A) re1pW

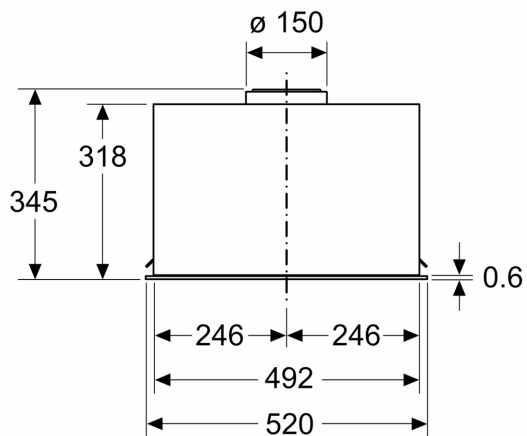
### **Technical Information:**

- Power rating: 252 W
- Voltage: 220 - 240 V
- Expanded plastic free packaging

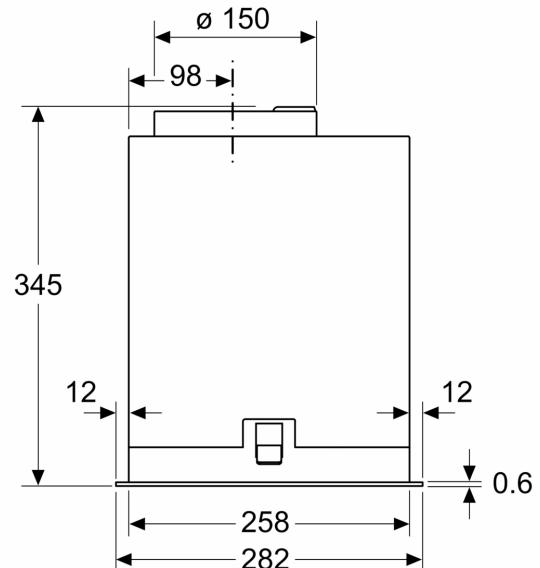
### **Planning and Installation Information:**

**Series 6, integrated rangehood, 52  
cm, Black  
DLN56AC60A**

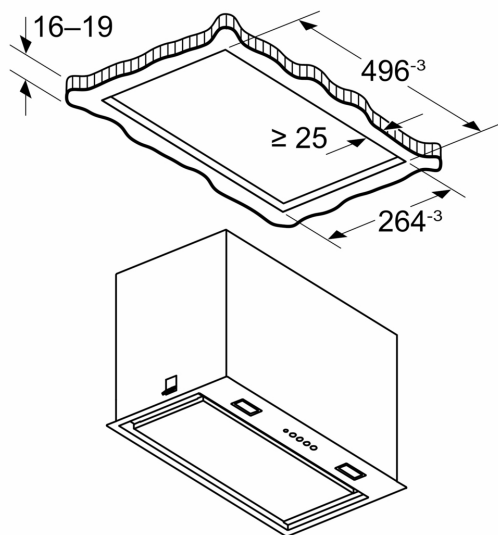
Measurements in mm



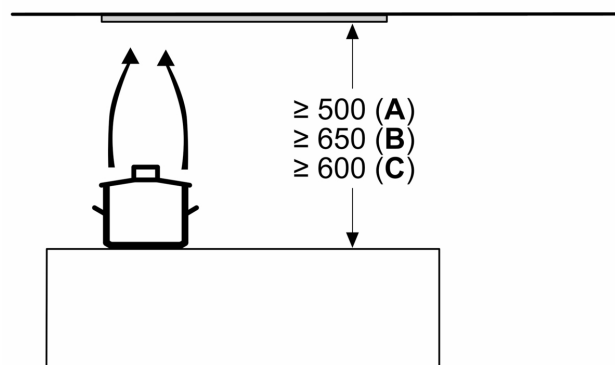
Measurements in mm



Measurements in mm



Measurements in mm



**A:** Electric

**B:** Gas - from upper edge of pan support

**C:** Electric - for Australia and New Zealand