

## Series 8, Built-In Fully Automatic Coffee Machine, Black CTL9181B0



### Included accessories

1 x assembly screws, 1 x milk container, 1 x test strip, 1 x connection hose for milk frother, 1 x milk pipe, 1 x welcome-Box

- **Coffee World:** discover international coffee specialties through the Home Connect app.
- **AromaDouble Shot:** extra-strong coffee with reduced bitterness thanks to two grinding and brewing steps.
- **TFT-touchdisplay Pro:** smooth slide and touch display for comfortable operation.
- **Favourites:** save up to 30 individual coffee preferences.
- **AutoMilk Clean:** automatic steam cleaning after every beverage for a properly cleaned milk system.

### Technical Data

Built-in / Free-standing : Built-in

Net weight : 19.0 kg

Gross weight : 22.3 kg

Dimensions (HxWxD) : 455x594x385 mm

Dimensions of the packed product (HxWxD) : 540x560x670 mm

Required niche size for installation (HxWxD) : 449x558x376 mm

EAN code : 4242005310364

Fuse protection : 10 A

Voltage : 220-240 V

Frequency : 50/60 Hz

Length electrical supply cord : 170 cm



4 242005 310364

## Series 8, Built-In Fully Automatic Coffee Machine, Black CTL9181B0

### Flavour

- Up to 29 different coffee specialties (within appliance and Home Connect app)
- Warm milk, milk froth and hot water function
- aromaSelect – 3 different aroma profiles (mild-balanced-distinctive)
- Adjustable milk ratio for classic milk-mix beverages
- Intelligent strength adjustment – adaptive coffee management based on strength and size
- AromaDouble Shot – less bitterness in large beverages due to two brewing processes

### Convenience

- TFT-Touchdisplay Pro - 6.8" colour display with touch and slide functionality
- Favorites: save up to 30 personalised beverages
- Automatic milk amount detection - suitable for included container, 1 litre milk carton or your individual container
- Coffee pot function
- Height adjustable beverage outlet (up to 15 cm (max) high glasses)
- OneTouch DoubleCup - brew two cups of coffee at the same time
- 2.4 l removable water tank

### Performance

- SilentCeram Drive – high quality grinder made of wear-resistant ceramic
- Water pump with 19 bar pressure

### Hygiene

- AutoMilkClean – automatic steam cleaning after every drink
- Calc'n'Clean – combined descaling and cleaning program for less effort
- Removable brewing unit – for easy and hygienic cleaning
- Dishwasher-proof: beverage outlet, drip tray and drip pans
- Automatic reminder for cleaning, descaling or water filter change

### Home Connect

- Remote control – operate your appliance from everywhere
- coffeePlaylist – select several drinks in the app, prepared in your chosen order
- Additional coffee know-how
- Software updates – always the newest software status
- Online support
- Security: Security is of top priority at Home Connect. The Home Connect app has been tested and certified by TÜV IT.

And the encrypted data transfer via Home Connect protocol protects against unauthorised access.

### Extras

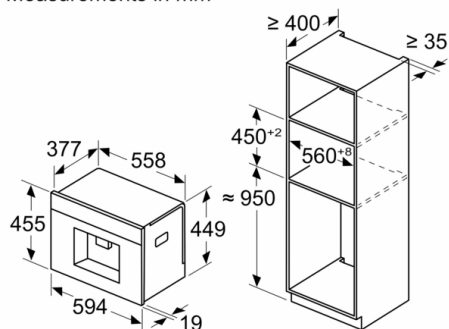
- Integrated 0.7L milk container
- 400 g bean container with aroma protection lid
- Illuminated coffee outlet, stage and interior
- Adjustable grinding degree (multi-level)
- Child lock

### Accessories

- Included accessories: 1 x assembly screws, 1 x connection hose for milk frother, 1 x milk container, 1 x milk pipe, 1 x test strip, 1 x welcome-Box

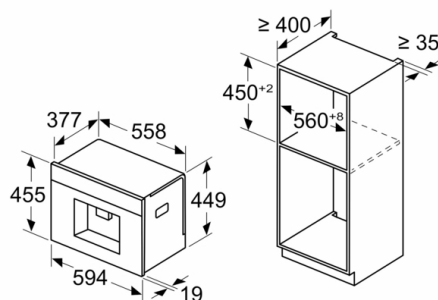
## Series 8, Built-In Fully Automatic Coffee Machine, Black CTL9181B0

Measurements in mm



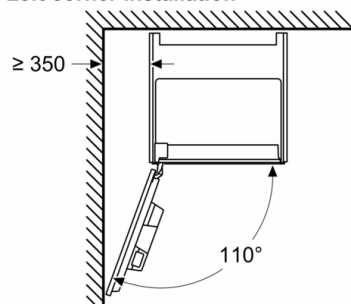
Bean and water containers are removed from the front  
Recommended installation height  
950–1450 mm

Measurements in mm



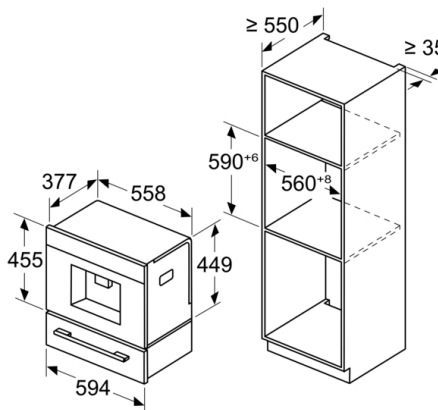
Bean and water containers are removed from the front  
Recommended installation height  
950–1450 mm

Measurements in mm  
**Left corner installation**

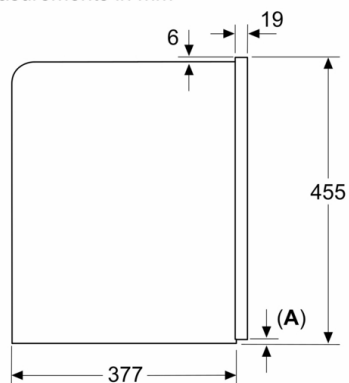


If using the 92° hinge limiter, the min. distance to the wall is only 100 mm

Measurements in mm



Measurements in mm



A: 7.5 mm