

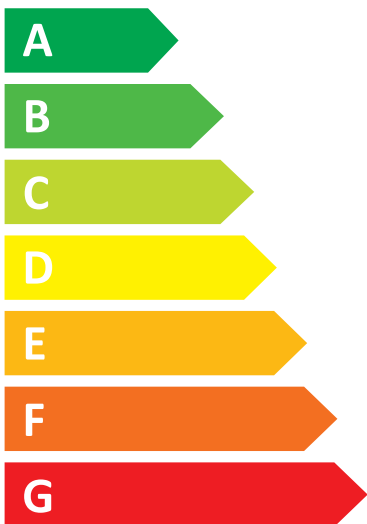



# ENERG

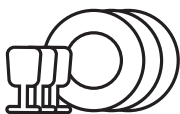


Bosch

SBD6TCX00E



**54** kWh / 



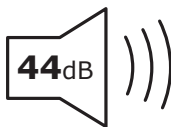
**14** x



**9,5** L



**4:55**



**A**BCD