



BOSCH

Invented for life

Dishwashing Solutions

Get perfect washing results for your family's hygiene and convenience.

**WORLD'S
BRAND** **No.1***



WEBSITE

www.bosch-home.com.my

More privileges when you register as myBosch member

FOR MORE INFORMATION

CUSTOMER SERVICE

+603 7950 9338

bshpet.service@bshg.com

Whilst every care has been taken in the preparation of this publication, Bosch does not warrant the accuracy or completeness of the information in this publication and Bosch reserves the right to alter specifications without notice. To the extent permitted by law, Bosch excludes all liability, including negligence, for any loss incurred in reliance on the contents of this publication.

©Copyright 2019 by BSH Home Appliances Sdn. Bhd. Company registration no. 711053-H. Printed in Malaysia.

For dishwashers. Source: Euromonitor, volume sales, 2018

Contents

Introduction

- 5 Why Use a Dishwasher
- 7 Choose The Right Design

Unique Bosch Features

- 9 Bosch Asian Dishwasher
- 11 Mechanism of Bosch Dishwasher
- 13 Features and Benefits
- 17 Wash Programmes

Specifications

- 18 Freestanding Dishwasher
- 21 Semi-Integrated Dishwasher
- 21 Fully-Integrated Dishwasher

Installation

- 22 Technical Diagrams



Bosch in every detail. German engineered.

Not a single appliance leaves our factory until it has been proven to meet our high standards of quality, performance and sustainability. Using the most advanced German technologies, we have created the most sustainable dishwasher engineered to provide you with an unsurpassed dishwashing experience.

Why Choose Bosch.



World's No. 1 Dishwasher brand*

With 50 years of innovation and success in dishwasher manufacturing, you can count on Bosch's brand promise of superior quality and reliability to deliver perfect washing results.



Bosch Quality

All Bosch products are manufactured to highest possible standards, using only premium quality materials. We undertake quality and endurance test for our products under continuous usage conditioning to further strengthen the customer's peace of mind.



10-year Anti-Rust through warranty for the inner tub

We have developed special surface treatment as well as production and joining technologies that are precisely tailored to the materials used in the interior of our dishwashers. We also use high-quality sheets of stainless steel. As a result, we are able to offer a 10-year warranty against interior rust-through on all our dishwashers as standard.

*For dishwashers. Source: Euro Monitor, Volume Sales, 2018.

Why use a dishwasher?

Because there are many more important things in life.



Time Saved

15 days of dishwashing time per year = 15 days of quality time with family



Better Hygiene

Kills 99% of harmful bacteria and germs at 70°C = Keep you and your family healthy



Protected Hands

Stay out of contact from detergent = Keep your hands smooth and supple

DID YOU KNOW



You only spend RM0.21* per wash with our dishwasher!



*Calculation per wash is based on:
 $(0.93\text{kWh} \times \text{RM}21.80) \div 100 = \text{RM}0.20$ (Energy x Electricity Tariff) + $0.0095 \times \text{RM}0.57 = \text{RM}0.005$ (based on 9.5L water consumption x rate/m³)

*Energy and water consumption vary depending on model

Choose the right design and fit for your kitchen.

Freestanding

Freestanding dishwashers can be **installed anywhere** in your kitchen

- Designed to stand alone
- Removable worktop (to accommodate benchtop height)
- Elegant curved fascia



Slimline

These Slimline 45cm dishwashers are ideal for **kitchens with limited space**

- Available as a freestanding stand alone model



Semi-Integrated

Integrate your dishwasher for a **seamless look**

- Can be fitted with a door panel to match the design of your kitchen cabinetry*
- Continuous kick panel provides seamless integration

*Door panel not included




Fully-Integrated

A Bosch fully integrated dishwasher is designed to **fit your new kitchen to perfection**

- Can be concealed entirely behind a door panel to match the design of your kitchen cabinetry*
- Control panel neatly integrated into the top of the dishwasher door
- Continuous kick panel provides seamless integration
- Optional stainless steel front panel accessory

*Door panel not included



First Bosch Dishwasher Designed for Asia.

Special features for Asian cooking.



Wok Programme

The first programme especially designed for your heavily soiled woks and pots so you can do your Asian cooking without worrying about the dishwashing result. The result is spotlessly clean and dry dishes.



Hygiene Plus

You can now be assured of cleaner and more hygienic utensils with the Hygiene Plus option which removes 99.9% of bacteria and germs with the additional heating period and increased rinsing time.



Chopstick Holder / Duo Cutlery Basket

The chopstick holder placed in the lower basket keeps your chopsticks or cutlery organised in one place, saving time and allowing you for better storage management.



VarioSpeed

You can save up to 50% of wash time with the VarioSpeed™ option while maintaining the best cleaning and drying results for your utensils.



Do Your Dishes with A World Champion.

The World Record holder in water and energy efficiency – helping you save money and the environment at the same time.

ActiveWater Technology

– a world's first in water efficiency

Multiplies the cleaning power of every drop of water by 400 times, resulting in optimum dishwashing results with only 9.5 litres of water used per wash.

Zeolith™ Drying for

lower energy usage

Only Bosch dishwashers contain Zeolite, reducing energy consumption by up to 30% compared to Energy Efficient Class A, Europe's highest standard.

Heat Exchanger

Maximises performance by using heat generated in the main washing cycle to pre-heat cold water used for the rinse cycle.



AquaSensor

Monitors the progress of the wash and decides the exact temperature, duration and amount of water used, saving 4 litres of water every cycle.

Load Sensor

The load weight is detected by a rotary speed sensor, which recognizes the water level. This optimizes water usage for half or partial loads, resulting in savings for your utility bills.

Advanced Filter System

An additional 50% of surface area allows up to 15% more water to be circulated through the system, providing a more effective cleaning performance.

Extraordinary is only our standard.

Our dishwashers have superior standards for safety, efficiency and convenience.



Performance



Superb Performance – EcoSilence™ Drive

Our advanced motor has been built to provide you with maximum efficiency, economy and durability while operating. EcoSilence™ Drive wash and drain pumps work without brushes, resulting in ultra-silent performance and top results.



VarioSpeed™ Plus – Express wash option

With this feature, you can look forward to 100% cleanliness in only up to 66% of dishwashing time, without sacrificing any washing and drying results.



DosageAssist detergent dispenser

Detergent tablets are dissolved efficiently in a special tray, preventing these tablets sticking in between dishes, pots and pans for an enhanced cleaning performance.



Half Load

Unlike other systems that only wash in either the top or bottom baskets, Half Load provides the best possible wash performance for dishes stacked anywhere within the dishwasher.

Convenience



TFT Display

The new high-resolution display presents all information on the activated cycles clearly for your easy viewing and benefit.



Time Light

The speed of dishwashing progress will always be displayed regardless of which programme you are on. The remaining time will also be projected from the base of the appliance onto the floor of your kitchen.



Alternating Tines

They can be folded down to accommodate to larger pots, pans and dishes by creating more space between the tines.



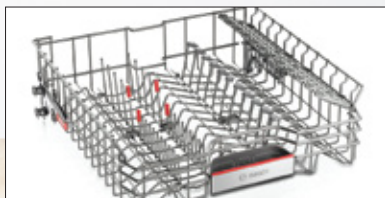
VarioDrawer™ and VarioDrawer™ Pro

A third loading level for cutlery and utensils. VarioDrawer™ Pro provides loading flexibility for larger items.



Rackmatic™ Rack

The loading height in the upper or lower basket can be varied by 5cm by manually adjusting the upper basket between 2 levels. Moreover this feature can still be utilized even with a full load.



VarioFlex Baskets with touchpoints

Enhanced re-adjusting options, highlighted in red.

Safety



AquaStop™

The AquaStop™ system consists of a double-walled supply hose, a safety valve, as well as a floor sump with float switch, offering a 100% protection against water damage, provided the dishwasher is switched on.



Heavy-Duty Cleaning

Intensive cleaning programmes to handle the toughest stains

Pots and pans		Intensive 70°C Perfect for heavily soiled pots, pans and dishes with high temperature wash for maximum hygiene.
Woks, cutlery & utensils		Wok 70°C Remove stubborn food remnants from woks, pans and non-sensitive utensils and cutlery with high temperature wash for maximum hygiene.
Dishes		Intensive 70°C Perfect for heavily soiled pots, pans and dishes with high temperature wash for maximum hygiene.
	auto auto	Auto 65-75°C and Auto 45-65°C (Savings) Great for heavily soiled dishes (and also mixed loads using Auto 45-65°C) with AquaSensor# for best washing results. Enjoy energy and water savings (up to 25%)

Great options for Normal Everyday Washing

Tackle your daily washes your way

General Tableware		Normal 65°C (Best Results) For all wash cycles for sparkling clean dishes.
	eco	Eco 50°C (Savings) Enjoy energy and cost savings when washing normally soiled dishes.
		Quickwash 45°C Washes small loads and lightly soiled dishes in under 30 minutes for great time savings. Applicable for 6 place settings only.

Special Programmes for Special Needs


Customized programmes for items that need extra special care

Glass & Porcelain		Glass 40°C Carefully cleans your valuable dishes and decoratively patterned porcelain.
Temperature-sensitive	auto	Auto 35-45°C Cares for temperature-sensitive, slightly soiled dishes and cutlery with AquaSensor control for best results. Enjoy energy and water savings (up to 25%)
All items		Pre-Rinse Pre-rinse dishes before main wash cycle for best results and prevention of unpleasant smells and encrustation of leftover food.

*Programmes vary depending on models. Please check individual product specifications.


#between 65-75°C or 45-65°C for respective programmes.

SKS62E22EU
Series 4
Compact Freestanding Dishwasher



A+

SPS50E82EU
Series 4
45cm Freestanding Dishwasher



A+

Specifications		Specifications	
Capacity	• 6 place settings	Capacity	• 9 place settings
Features	• EcoSilence Drive™ • AquaSensor™ technology • Load Sensor	Features	• EcoSilence Drive™ • AquaSensor™ technology • Load Sensor • Heat Exchanger • DosageAssist™ detergent system
Programmes	• 6 programmes: • Intensive 70°C • Auto 45-65°C • Eco 50°C • Gentle 40°C • Quick 45°C • Pre-rinse • Options: VarioSpeed™, ExtraDry	Programmes	• 5 programmes: • Intensive 70°C • Auto 45-65°C • Eco 50°C • Quick 45°C • Pre-rinse • Options: VarioSpeed™, Half Load
Baskets	• Flexible basket system	Baskets	• Vario basket system • Height-adjustable top basket
Safety & Convenience	• AquaStop™ • Electronic rinse aid refill indicator • Time delay start (1-24 hrs) • Remaining time display	Safety & Convenience	• AquaStop™ • Electronic rinse aid refill indicator • Time delay start (1-24 hrs) • Remaining time display
Technical Information	• Annual energy consumption: 0.61 kWh* • 8.0 litres water consumption* • Noise level drying: 48 dB *based on Eco 50°C program	Technical Information	• Annual energy consumption: 0.78 kWh* • 9.5 litres water consumption* • Noise level drying: 48 dB *based on Eco 50°C program
Dimensions	• Product dimensions (H x W x D): 450 x 551 x 500 mm	Dimensions	• Product dimensions (H x W x D): 845 x 450 x 600 mm

SMS50E82EU
Series 4
60cm Freestanding Dishwasher



A⁺

SMS63L02EA
Series 6
60cm Freestanding Dishwasher



A⁺

Specifications		Specifications	
Capacity	• 12+1 place settings	Capacity	• 12 place settings
Features	<ul style="list-style-type: none"> • EcoSilence Drive™ • AquaSensor™ technology • Load Sensor • DosageAssist™ detergent system 	Features	<ul style="list-style-type: none"> • EcoSilence Drive™ • AquaSensor™ technology • Load Sensor • DosageAssist™ detergent system
Programmes	<ul style="list-style-type: none"> • 5 programmes: • Intensive 70°C • Auto 45-65°C • Eco 50°C • Quick 45°C • Pre-rinse • Options: VarioSpeed™, Half Load 	Programmes	<ul style="list-style-type: none"> • 6 programmes: • Wok 70°C • Normal 65°C • Auto 45-65°C • Eco 50°C • Quick 45°C • Pre-rinse • Options: VarioSpeed™, HygienePlus™
Baskets	<ul style="list-style-type: none"> • Vario basket system • Height-adjustable top basket 	Baskets	<ul style="list-style-type: none"> • VarioFlex basket system • Rackmatic 3 stage height-adjustable top basket
Safety & Convenience	<ul style="list-style-type: none"> • AquaStop™ • Electronic rinse aid refill indicator • Time delay start (1-24 hrs) • Remaining time display 	Safety & Convenience	<ul style="list-style-type: none"> • AquaStop™ • Childproof control lock • Electronic rinse aid refill indicator • Time delay start (1-24 hrs) • Remaining time display
Technical Information	<ul style="list-style-type: none"> • Annual energy consumption: 1.03 kWh* • 12.0 litres water consumption* • Noise level drying: 48 dB <p><i>*based on Eco 50°C program</i></p>	Technical Information	<ul style="list-style-type: none"> • Annual energy consumption: 1.02 kWh* • 11.8 litres water consumption* • Noise level drying: 52 dB <p><i>*based on Eco 50°C program</i></p>
Dimensions	• Product dimensions (H x W x D): 845 x 600 x 600 mm	Dimensions	• Product dimensions (H x W x D): 845 x 600 x 600 mm

SMS63L08EA
Series 6
60cm Freestanding Dishwasher, Inox



A⁺

SMS88TI03E
Series 8
Freestanding Dishwasher, Inox



A⁺⁺⁺

Specifications		Specifications	
Capacity	• 12 place settings	Capacity	• 12+1 place settings
Features	<ul style="list-style-type: none"> • EcoSilence Drive™ • AquaSensor™ technology • Load Sensor • DosageAssist™ detergent system • Fingerprint free surface 	Features	<ul style="list-style-type: none"> • EcoSilence Drive™ • Zeolite® drying technology • AquaSensor™ technology • Load Sensor • Heat Exchanger • DosageAssist™ detergent system • EmotionLight - LED interior light • TFT display
Programmes	<ul style="list-style-type: none"> • 6 programmes: • Wok 70°C • Normal 65°C • Auto 45-65°C • Eco 50°C • Quick 45°C • Pre-rinse • Options: VarioSpeed™, HygienePlus™ 	Programmes	<ul style="list-style-type: none"> • 8 programmes: • Auto 35-45°C • Auto 45-65°C • Auto 65-75°C • Super 60°C • Eco 50°C • Night Program 50°C • Quick Wash 45°C • Pre-rinse • Options: IntensiveZone, VarioSpeed™ Plus, Half Load, HygienePlus™, Shine & Dry
Baskets	<ul style="list-style-type: none"> • VarioFlex basket system • Rackmatic 3 stage height-adjustable top basket 	Baskets	<ul style="list-style-type: none"> • VarioFlex™ Pro basket system • VarioDrawer™ Pro - third loading level • Rackmatic 3 stage height-adjustable top basket
Safety & Convenience	<ul style="list-style-type: none"> • AquaStop™ • Childproof control lock • Electronic rinse aid refill indicator • Time delay start (1-24 hrs) • Remaining time display 	Safety & Convenience	<ul style="list-style-type: none"> • AquaStop™ • Childproof door lock • Electronic rinse aid refill indicator • Time delay start (1-24 hrs) • Acoustic end of cycle indicator
Technical Information	<ul style="list-style-type: none"> • Annual energy consumption: 1.02 kWh* • 11.8 litres water consumption* • Noise level drying: 52 dB <p><i>*based on Eco 50°C program</i></p>	Technical Information	<ul style="list-style-type: none"> • Annual energy consumption: 0.73 kWh* • 7.5 litres water consumption* • Noise level drying: 44 dB <p><i>*based on Eco 50°C program</i></p>
Dimensions	• Product dimensions (H x W x D): 845 x 600 x 600 mm	Dimensions	• Product dimensions (H x W x D): 845 x 600 x 600 mm

SMI46MS03E

Series 4

60cm Built-In Semi-Integrated Dishwasher

A++

SMV68TX06E

Series 6

60cm Built-In Fully-Integrated Dishwasher

A+++

Specifications	
Capacity	• 12+2 place settings
Features	• EcoSilence Drive™ • AquaSensor™ technology • Load Sensor • Heat Exchanger • DosageAssist™ detergent system
Programmes	• 6 programmes: • Intensive 70°C • Auto 45-65°C • Eco 50°C • Glass 40°C • 1h 65°C • Pre-rinse • Machine Care • Options: VarioSpeed™ Plus, HygienePlus™, Extra Dry
Baskets	• VarioFlex™ basket system • VarioDrawer™ - third loading level • Rackmatic 3 stage height-adjustable top basket
Safety & Convenience	• AquaStop™ • Childproof control lock • Electronic rinse aid refill indicator • Time delay start (1-24 hrs) • Remaining time display
Technical Information	• Annual energy consumption: 0.93 kWh* • 9.5 litres water consumption* • Noise level drying: 44 dB *based on Eco 50°C program
Dimensions	• Product dimensions (H x W x D): 815 x 598 x 573 mm • Cut out dimensions (H x W x D): 815-875 x 600 x 550 mm

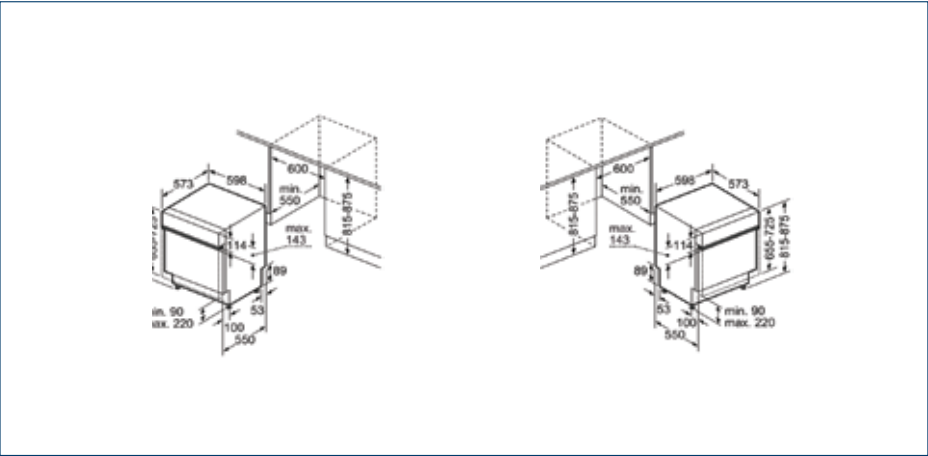
Specifications	
Capacity	• 12+2 place settings
Features	• EcoSilence Drive™ • Zeolite® drying technology • AquaSensor™ technology • Load Sensor • Heat Exchanger • DosageAssist™ detergent system • TFT display
Programmes	• 8 programmes: • Intensive 70°C • Auto 45-65°C • Eco 50°C • Silence 50°C • Short 60°C • Glass 40°C • Quick 45°C • Pre-rinse • Machine Care • Options: Home Connect Ready, VarioSpeed™ Plus, HygienePlus™, Extra Dry
Baskets	• VarioFlex™ Pro basket system • VarioDrawer™ Pro - third loading level • Rackmatic 3 stage height-adjustable top basket
Safety & Convenience	• AquaStop™ • Electronic rinse aid refill indicator • TimeLight™ • Time delay start (1-24 hrs) • Acoustic end of cycle indicator
Technical Information	• Annual energy consumption: 0.83 kWh* • 9.5 litres water consumption* • Noise level drying: 42 dB *based on Eco 50°C program
Dimensions	• Product dimensions (H x W x D): 815 x 598 x 550 mm • Cut out dimensions (H x W x D): 815-875 x 600 x 550 mm

Technical Diagrams

All descriptions and technical diagrams are intended as a guide only. For additional technical information, full dimensions and installation details, please refer to the instruction and installation manuals supplied with the appliance.

60cm Semi-Integrated

SMI46MS03E



60cm Fully-Integrated

SMV68TX06E

