





PCG-Bosch New Price list

S.No	Model No.	Images	Description	NEW MRP	Old MRP
ISLAND HOODS					
1	DIB128G50I		120 cm. Island Glass box. Baffle filters. Touch. real suction power 800m ³ /h. LED illumination	54,000	54,000
2	DIB098G50I		90 cm. Island Glass box. Baffle filters. Touch. real suction power 800m ³ /h. LED illumination	49,000	49,000
3	DIG098G50I		90 cm. Island Straight Glass. Baffle filters. Touch. real suction power 800m ³ /h. LED illumination	36,800	36,800
WALL MOUNTED HOODS					
1	DWB091K50		90cm. Box Slimline Hood. 870 m ³ /hr real suction. 3 Extra Large High Efficiency Multi Layer Cassette Filters. Rim Extraction. LED Lamps	78,200	78,200
2	DWB098E51		90cm. Box Slimline Hood. 920 m ³ /hr real suction. 3 Extra Large High Efficiency Multi Layer Cassette Filters. LED Lamps	53,200	53,200
3	DWB97FM50		90 cm. Box Hood with Glass Inlay. Multi Layer Cassette filters. Touch. real suction power 750m ³ /h. LED illumination	40,600	40,600
4	DWK098G60I		90 cm. Island. Mesh filters. Touch. real suction power 800m ³ /h. LED illumination	37,400	37,400
5	DWB97DM50B		90 cm. Box Hood. Multi Layer Cassette filters. Touch. real suction power 750m ³ /h. LED illumination	36,200	36,200
6	DEE928PIN		90 cm. Slim Pyramid. Baffle filters. Push Buttons. real suction power 1000m ³ /h. LED illumination	35,600	35,600
7	DEE936BIN		90 cm. Slim Box. Baffle filters. Push Buttons. real suction power 960m ³ /h. Halogen Spot illumination	34,900	34,900
8	DWB098G50I		90 cm. Glass box. Baffle filters. Touch. real suction power 800 m ³ /h. LED illumination	30,600	30,600
9	DWB098D50I		90 cm. Mechanical Box. Baffle filters. Push buttons. real 800 m ³ /h. LED illumination	27,500	27,500





10	DWB068C50I		60 cm. Glass box. Baffle filters. Touch. real suction power 800 m³/h. LED illumination	27,750	27,750
11	DWB068D50I		60 cm. Mechanical Box. Baffle filters. Push buttons. real suction power 800 m³/h. LED illumination	25,700	25,700
12	DWG098D50I		90 cm. Straight glass. Baffle filters. Push buttons. real suction power 800 m³/h. CFL illumination	22,400	22,400
13	DWG068D50I		60 cm. Straight glass. Baffle filters. Push buttons. real suction power 800 m³/h. CFL illumination	19,900	19,900

OIL COLLECTOR HOODS

1	DKE906HIN		90 cm. Curved Glass. Oil Collector filters. Rocker Switch. real suction power 930 m³/h. Halogen Spot illumination	24,900	24,900
2	DKE908PIN		90 cm. Slim Pyramid. Oil Collector filters. Rocker Switch. real suction power 930 m³/h. Halogen Spot illumination	19,500	19,500

HOBS



1	PPS9A6B90I		90cm. Black Glass Gas Hob. 5 Burners. Flame Failure Safety Device. Flame Select Technology	62,400	62,400
2	PCS9A5C90I		90cm. Stainless Steel Gas Hob. 5 Burners. Flame Failure Safety Device. Flame Select Technology	57,400	57,400
3	PPS916B91E		90cm. 5 Burners. 1 Triple Wok Burner (Left). Black Glass. Front Knobs. Enameled Pan Supports. FFD	38,000	38,000
4	PPS816B1TI		75cm. 5 Burners. 1 Triple Wok Burner (Left). Black Glass. Front Knobs. Enameled Pan Supports. FFD	25,000	25,000
5	PNH6B6B10I		60cm. 4 Burners. 1 Dual Wok Burner. Black Glass. Front Knobs. Enameled Pan Supports. FFD	23,600	23,600
6	PPQ716B1TI		70cm. 5 Burners. 1 Triple Wok Burner (Centre). Black Glass. Front Knobs. Enameled Pan Supports. FFD	23,000	23,000
7	POH6B6B10I		60cm. 4 Burners. 1 Triple Wok Burner. Black Glass. Right Knobs. Enameled Pan Supports. FFD	22,400	22,400

8	PCI815B8TI		76cm. 4 Burners. 1 Triple Wok Burner (Left), Stainless Steel. Front Knobs. Enameled Pan Supports. FFD	21,500	21,500
9	PCH615B8TI		60cm. 4 Burners. 1 Triple Wok Burner. Stainless Steel. Front Knobs. Enameled Pan Supports. FFD	16,500	16,500
10	PBH615B8TI		60cm. 4 Burners. 1 Triple Wok Burner. Stainless Steel. Right Knobs. Enameled Pan Supports. FFD	15,000	15,000
11	PGC665B80I		60cm. 3 Burners. 1 Triple Wok Burner. Stainless Steel. Right Knobs. Enameled Pan Supports. FFD	14,900	14,900

BRASS BURNER HOBS

1	PBD7331MS		78cm. 3 Brass Burners. 2 Triple Wok Burners. Black Glass. Front Knobs. Cast Iron Pan Supports. FFD	22,500	22,500
2	PBD7351MS		76cm. 3 Brass Burners. 2 Triple Wok Burners. Stainless Steel. Front Knobs. Matt Enameled Pan Supports. FFD	20,500	20,500

INDUCTION HOBS

1	PIE651BB1E		60cm. 4 Induction Zones. Touch Select. Top control digital display. Auto Pan Recognition	45,600	49,500
2	PIB375FB1E		30cm. 2 Induction Zones, Touch Select, Top control digital display, Auto Pan Recognition	40,300	43,750

OVENS AND MICROWAVE

1	HBG633BS1J		60cm, Stainless Steel, 71L, 10 Cooking Functions, Electronic with TFT Touch Display, Telescopic Rails	92,100	100,000
2	HBA574BR0Z		60cm, Stainless Steel, 71L, 7 Cooking Functions, Electronic with Display, Retractable Knobs, Pyrolytic Function	80,500	87,400
3	HBA534BS0Z		60cm, Stainless Steel, 71L, 7 Cooking Functions, Electronic with Display, Retractable Knobs	69,000	74,900
4	HBN559E1M		60cm, Stainless Steel, 66L, 8 Cooking Functions, Electronic with Display, Retractable Knobs and Telescopic Rails	63,400	68,800
5	HBN531E4F		60cm, Stainless Steel, 66L, 8 Cooking Functions, Electronic with Display	61,600	66,900

6	HBN311E2J		60cm, Stainless Steel, 66L, 5 Cooking Functions, Mechanical	46,000	50,000
7	HMT84G654K		60cm, Stainless Steel Microwave Oven with Grill, 25L, with Turntable	39,500	42,900
8	HMT82G654I		60cm, Stainless Steel Microwave Oven with Grill, 25L, with Turntable	35,900	39,000
9	HMT75M551I		50cm, Stainless Steel Electric Built In Microwave, 17 Ltrs	28,200	30,600