

24" Recessed Handle ADA Compliant Dishwasher



800 Series – Stainless Steel SGE68X55UC



SGE68X55UC
Stainless Steel

This lower height dishwasher is ADA compliant for ease of use.

Features & Benefits

44 dBA: dishwasher runs quietly so your kitchen conversations aren't interrupted.

3rd rack provides the perfect space for silverware and large utensils while its V shape leaves room below for taller items. Also includes a lower rack silverware basket.

Precision spray arms aim water directly at dishes for the ultimate clean while minimizing noise.

The AquaStop Plus® premium leak protection system contains leaks through a precisely engineered tub and dual sensor system.

General Properties

Number of wash cycles	6
Number of options	5
dBA	44
Third rack	Standard
Rack adjustability	3-step RackMatic®
Tub material	Stainless steel
Control type	Buttons
Concealed water heating element	Yes
Leak protection system	24/7 AquaStop® Plus
Water softener	Yes
Five-level wash	Yes
ChildLock	Yes
Special features	Express Cycle

Efficiency

Water usage per cycle	2.9
Energy efficiency class	Tier 1
ENERGY STAR® qualified	Yes
Total annual energy consumption (kWh)	259 kWh
Total annual water consumption (g)	623.5

Capacity

Number of place settings	15
--------------------------	----

Technical Details

Watts (W)	1440 W
Current (A)	12 Amps
Volts (V)	120 V
Frequency (Hz)	60 Hz
Power cord length	67"
- Install length from corner of unit	45"
Minimum water pressure (lb/sin)	7
Length inlet hose (in)	65"
Length outlet hose (in)	74 7/8"

Dimensions & Weight

Overall appliance dimensions (HxWxD) (in)	32 1/16" x 23 9/16" x 22 9/16"
Required cutout size (HxWxD) (in)	32 1/8" x 24" x 24"
Adjustable feet	Yes
Net weight (lbs)	86 lbs

Accessories—Optional

Junction Box	SMZPCJB1UC
Dishwasher Softener Salt (4.4 lbs)	SGZ9091UC
Dishwasher Drain Hose Extension 76 3/4"	SGZ1010UC
Accessory Kit	SMZ5000
Anti-tarnish Silverware Cassette	SMZ5002UC
Edge Protector	SMZEP001UC



Accessories: To purchase Bosch accessories, cleaners & parts please visit www.bosch-home.com/us/store or call 1-800-944-2904 (Mon to Fri 5 am to 6 pm PST, Sat 6 am to 3 pm PST).

Notes: All height, width and depth dimensions are shown in inches. BSH reserves the absolute and unrestricted right to change product materials and specifications, at any time, without notice. Consult the product's installation instructions for final dimensional data and other details prior to making cutout.

Warranties: Please see Use & Care manual or Bosch website for statement of limited warranty.

For more information on our entire line of products, go to www.bosch-home.com/us or call 1-800-944-2904

© BSH Home Appliances Corporation. All rights reserved. Bosch is a registered trademark of Robert Bosch GmbH.

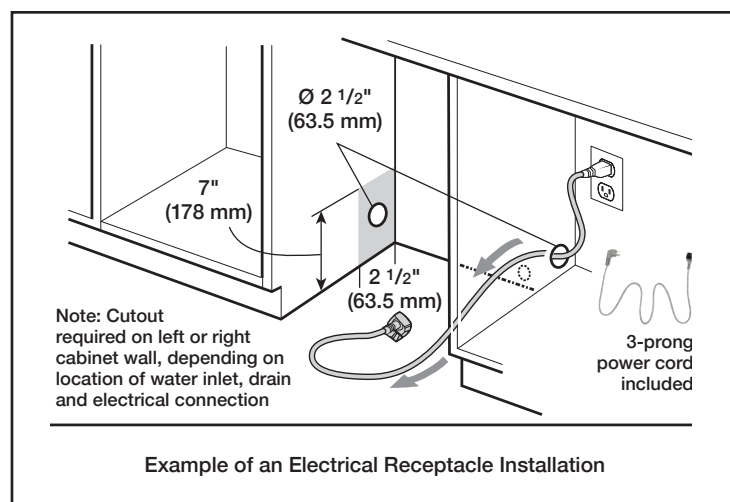
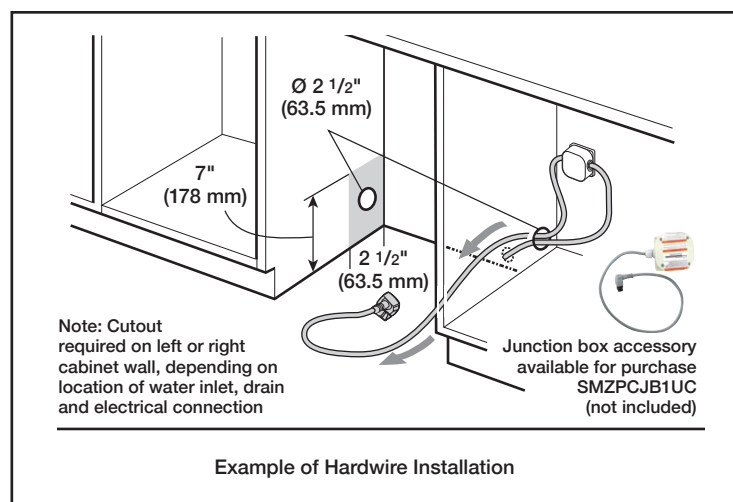
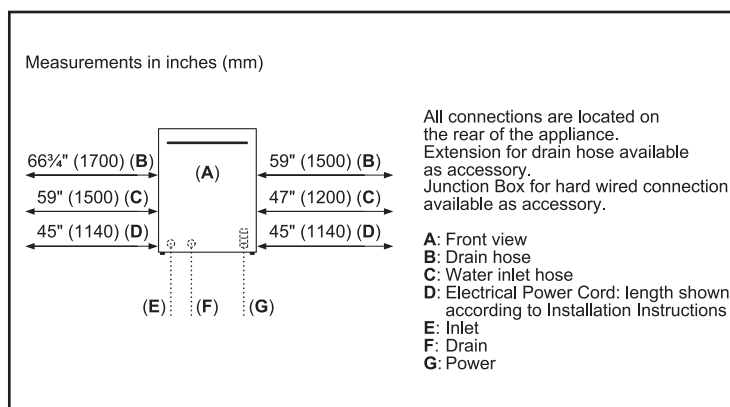
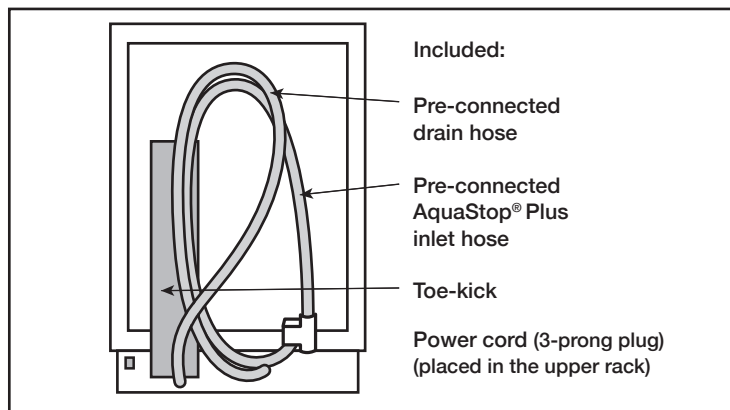
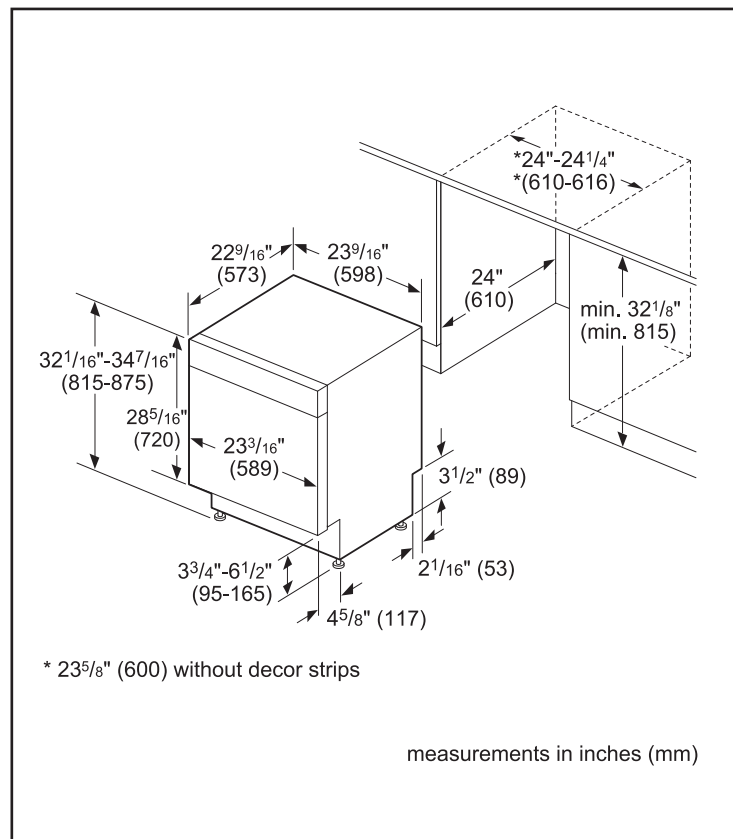
24" Recessed Handle ADA Compliant Dishwasher



BOSCH
Invented for life

800 Series – Stainless Steel SGE68X55UC

Installation Details



Accessories: To purchase Bosch accessories, cleaners & parts please visit www.bosch-home.com/us/store or call 1-800-944-2904 (Mon to Fri 5 am to 6 pm PST, Sat 6 am to 3 pm PST).

Notes: All height, width and depth dimensions are shown in inches. BSH reserves the absolute and unrestricted right to change product materials and specifications, at any time, without notice. Consult the product's installation instructions for final dimensional data and other details prior to making cutout.

Warranties: Please see Use & Care manual or Bosch website for statement of limited warranty.

For more information on our entire line of products, go to www.bosch-home.com/us or call 1-800-944-2904

© BSH Home Appliances Corporation. All rights reserved. Bosch is a registered trademark of Robert Bosch GmbH.

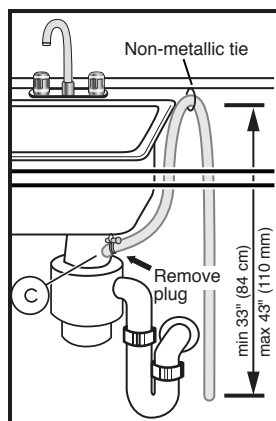
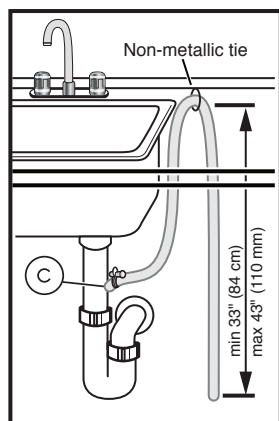
24" Recessed Handle ADA Compliant Dishwasher

800 Series – Stainless Steel SGE68X55UC



BOSCH
Invented for life

Installation Details



Note: Plumbing installations will vary - refer to local codes. Drain hose included is 79" (201 cm) and can be extended to a maximum of 155 3/4" (396 cm).

Always use the approved drain hose extension kit (SGZ1010UC).

Ensure a portion of the drain hose is raised between min. 33" (84 cm) and max. 43" (110 cm) above the cabinet floor.

Accessories: To purchase Bosch accessories, cleaners & parts please visit www.bosch-home.com/us/store or call 1-800-944-2904 (Mon to Fri 5 am to 6 pm PST, Sat 6 am to 3 pm PST).

Notes: All height, width and depth dimensions are shown in inches. BSH reserves the absolute and unrestricted right to change product materials and specifications, at any time, without notice. Consult the product's installation instructions for final dimensional data and other details prior to making cutout.

Warranties: Please see Use & Care manual or Bosch website for statement of limited warranty.

For more information on our entire line of products, go to www.bosch-home.com/us or call 1-800-944-2904

© BSH Home Appliances Corporation. All rights reserved. Bosch is a registered trademark of Robert Bosch GmbH.

06/19