

27" Double Wall Oven

800 Series – Stainless Steel HBN8651UC



BOSCH
Invented for life



HBN8651UC
Stainless Steel

The Bosch wall oven installs flush and features a QuietClose® door.

Features & Benefits

Dampened hinges softly and quietly guide the QuietClose® door shut.

A full-extension telescopic rack offers safe access to the oven cavity.

Touch control with SteelTouch™ buttons makes operating the oven easier.

The wall oven is designed to be installed flush with cabinetry.

Bosch wall ovens are compatible with most competitors' cutouts.

Convection Multi-Rack combines a third heating element with a back fan for even browning and time savings by using multiple racks at one time.

General Properties

Oven modes – upper cavity	Bake, Variable Broil (hi & low), Roast, Warm, Sabbath, Proof Dough, Convection Bake, Convection Broil, Convection Roast, Pizza, Convection Multi-Rack, Convection Conversion, Temperature Probe, Fast Preheat
Oven modes – lower cavity	Bake, Variable Broil (hi & low), Roast, Warm, Sabbath
Cleaning type – upper & lower cavity	Self Clean
Telescopic rack	1
Illumination type – upper & lower cavity	Incandescent
Interior lights – upper cavity	2
Interior lights – lower cavity	2

Oven Performance

Bake / Broil element – upper & lower cavity	2,400 / 3,800 W
Convection element – upper cavity	2,000 W



Technical Details

Watts	8,535 W
Volts, Frequency, Circuit breaker	240 / 208 V, 60 Hz, 40 A
Power cord length; Plug type	60"; Fixed connection, no plug
Energy source	Electric

Dimensions & Weight

Overall appliance dimensions (HxWxD)	52 1/16" x 26 3/4" x 24 1/2"
Required cutout size – Standard (HxWxD)	49 3/4" – 51 1/2" x 25 1/2" x 23 1/2"
Required cutout size – Flush (HxWxD)	52 3/16" x 27" x 24 1/2"
Oven cavity size	3.9 cu. ft.
Overall oven interior dimensions (HxWxD)	17 13/16" x 21 1/16" x 18"
Usable oven interior dimensions (HxWxD)	12 5/16" x 20 1/4" x 15 1/4"
Net weight	243 lbs

Accessories—Included

Included	Upper Oven: 1 Telescopic and 2 Standard Oven Racks, Temperature Probe Lower Oven: 2 Standard Oven Racks
----------	--

Accessories: To purchase Bosch accessories, cleaners & parts please visit www.bosch-home.com/us/store or call 1-800-944-2904 (Mon to Fri 5 am to 6 pm PST, Sat 6 am to 3 pm PST).

Notes: All height, width and depth dimensions are shown in inches. BSH reserves the absolute and unrestricted right to change product materials and specifications, at any time, without notice. Consult the product's installation instructions for final dimensional data and other details prior to making cutout.

Warranties: Please see Use & Care manual or Bosch website for statement of limited warranty.

For more information on our entire line of products, go to www.bosch-home.com/us or call 1-800-944-2904

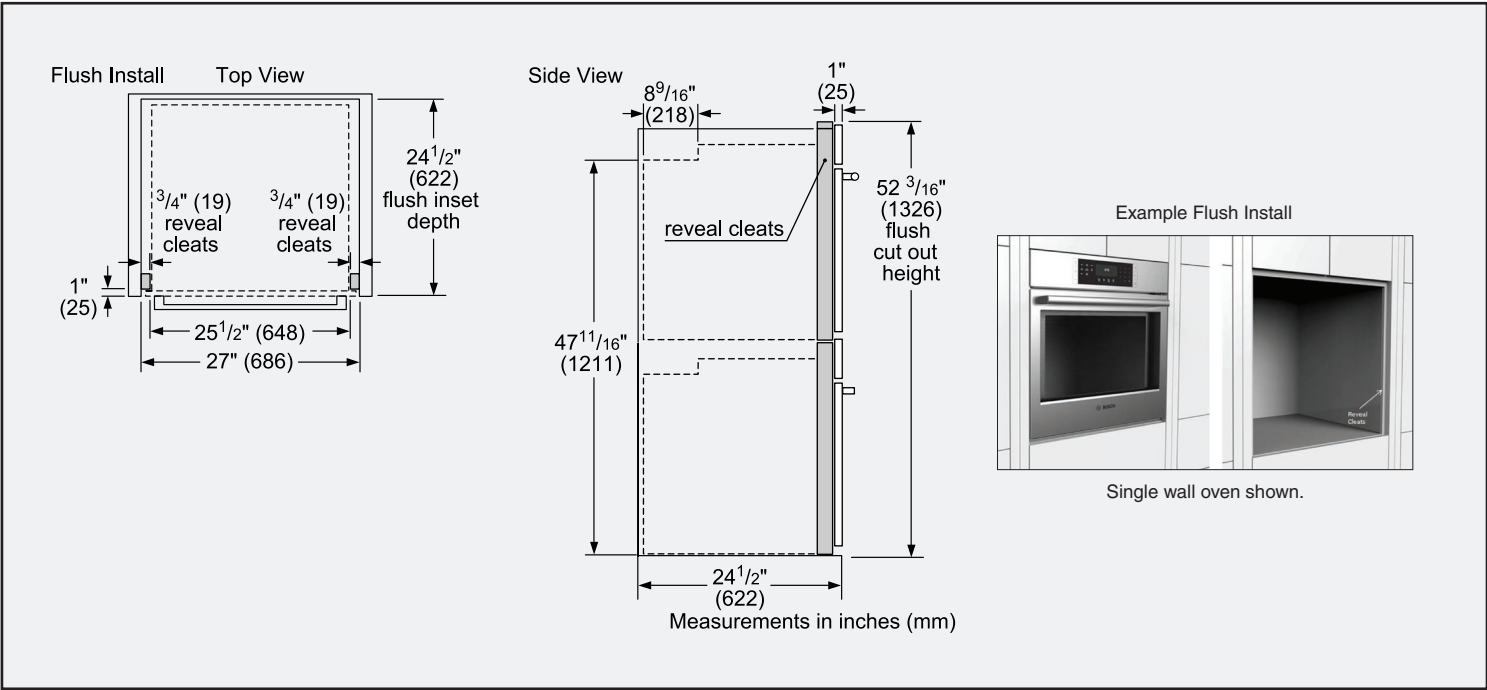
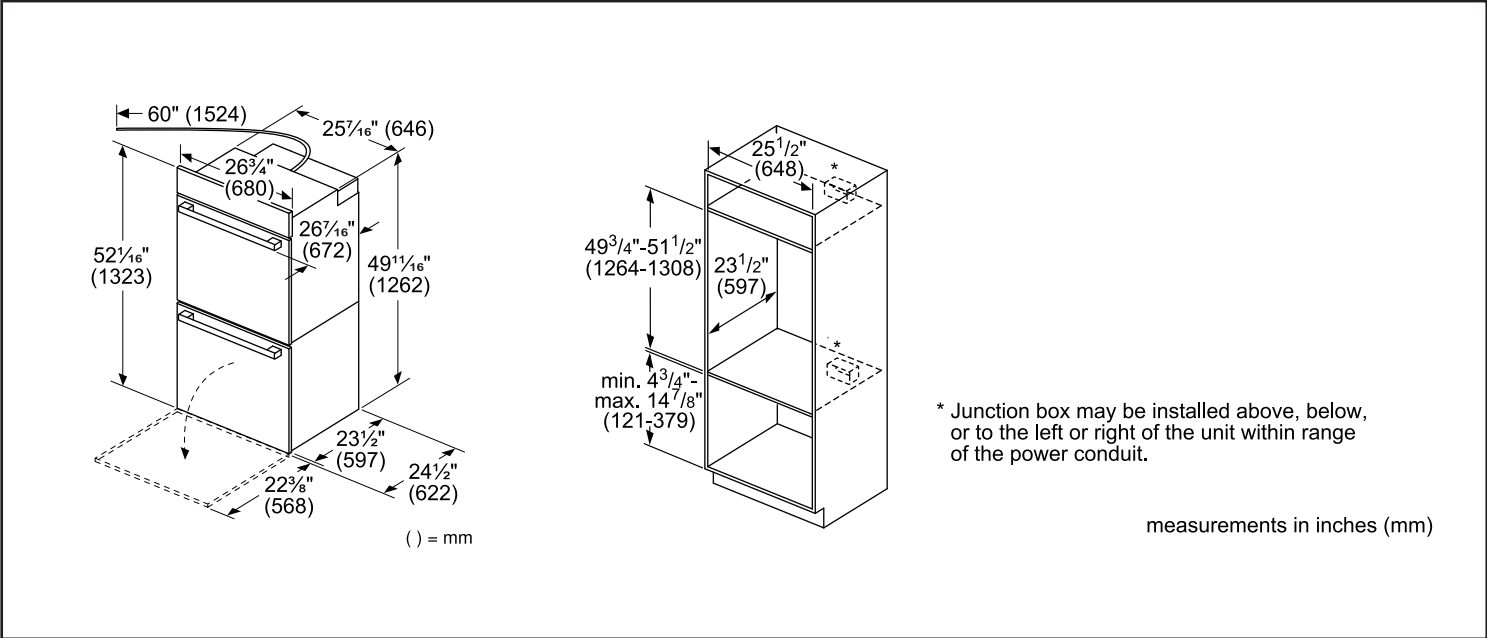
© BSH Home Appliances Corporation. All rights reserved. Bosch is a registered trademark of Robert Bosch GmbH.

27" Double Wall Oven

800 Series – Stainless Steel HBN8651UC



Installation Details



Accessories: To purchase Bosch accessories, cleaners & parts please visit www.bosch-home.com/us/store or call 1-800-944-2904 (Mon to Fri 5 am to 6 pm PST, Sat 6 am to 3 pm PST).

Notes: All height, width and depth dimensions are shown in inches. BSH reserves the absolute and unrestricted right to change product materials and specifications, at any time, without notice. Consult the product's installation instructions for final dimensional data and other details prior to making cutout.

Warranties: Please see Use & Care manual or Bosch website for statement of limited warranty.

For more information on our entire line of products, go to www.bosch-home.com/us or call 1-800-944-2904

© BSH Home Appliances Corporation. All rights reserved. Bosch is a registered trademark of Robert Bosch GmbH.

4/25

27" Double Wall Oven

800 Series – Stainless Steel HBN8651UC

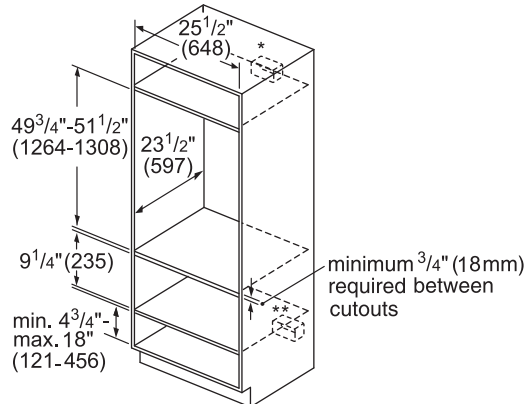


BOSCH

Invented for life

Installation Details

Standard Installation
27" Double Oven over Warming Drawer

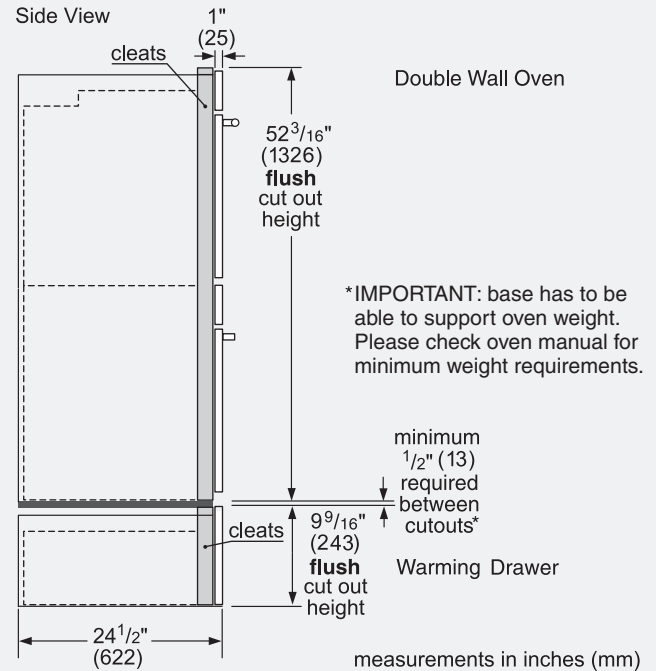


measurements in inches (mm)

* Wall oven junction box may be located above or right or left of the unit within reach of the power conduit.

** Electrical hook up may be located below (depending on space) or next to the drawer within the reach of the power cord.

Flush Installation
Double Oven over Warming Drawer



Accessories: To purchase Bosch accessories, cleaners & parts please visit www.bosch-home.com/us/store or call 1-800-944-2904 (Mon to Fri 5 am to 6 pm PST, Sat 6 am to 3 pm PST).

Notes: All height, width and depth dimensions are shown in inches. BSH reserves the absolute and unrestricted right to change product materials and specifications, at any time, without notice. Consult the product's installation instructions for final dimensional data and other details prior to making cutout.

Warranties: Please see Use & Care manual or Bosch website for statement of limited warranty.

For more information on our entire line of products, go to www.bosch-home.com/us or call 1-800-944-2904

© BSH Home Appliances Corporation. All rights reserved. Bosch is a registered trademark of Robert Bosch GmbH.