

30" Double Wall Oven

800 Series – Black HBL8661UC



BOSCH
Invented for life



HBL8661UC
Black

Also available in:
Stainless Steel HBL8651UC
Black Stainless HBL8642UC
Steel

The Bosch wall oven installs flush and features a QuietClose® door.

Features & Benefits

Dampened hinges softly and quietly guide the QuietClose® door shut.

A full-extension telescopic rack offers safe access to the oven cavity.

The wall oven is designed to be installed flush with cabinetry.

Bosch wall ovens are compatible with most competitors' cutouts.

General Properties

Cooking modes – upper cavity	Bake, Variable Broil (hi & low), Roast, Warm, Sabbath, Proof Dough, Convection Bake, Convection Broil, Convection Roast, Pizza, Multi Rack Genuine European Convection, Convection Conversion, Temperature Probe, Fast Preheat
Cooking modes – lower cavity	Bake, Variable Broil (hi & low), Roast, Warm, Sabbath
Cleaning type – upper & lower cavity	Self Clean
Telescopic rack	1
Illumination type – upper & lower cavity	Halogen
Interior lights – upper cavity	2
Interior lights – lower cavity	1

Oven Performance

Bake / Broil element wattages – upper & lower cavity	2,400 / 3,800 W
Convection element wattages – upper cavity	2,000 W



Technical Details

Watts (W)	8,495 W
Volts (V), Frequency (Hz), Circuit breaker (A)	240 / 208 V, 60 Hz, 40 A
Power cord length (in); Plug type	50"; Fixed connection, no plug
Energy source	Electric

Dimensions & Weight

Overall appliance dimensions (HxWxD)(in)	52 1/16" x 29 3/4" x 24 1/2"
Required cutout size – Standard (HxWxD) (in)	49 3/4" – 51 1/2" x 28 1/2" x 23 1/2"
Required cutout size – Flush (HxWxD) (in)	52 3/16" x 30" x 24 1/2"
Oven cavity size (cu. ft.)	4.6
Overall oven interior dimensions (HxWxD) (in)	17 13/16" x 24 1/8" x 18"
Usable oven interior dimensions (HxWxD) (in)	12 5/16" x 23 1/4" x 15 1/4"
Net weight (lbs)	261 lbs

Accessories—Included

Included	Upper Oven: 1 Telescopic and 2 Standard Oven Racks, Temperature Probe Lower Oven: 2 Standard Oven Racks
----------	--

Accessories—Optional



HEZTR301
30" Telescopic Rack

Accessories: To purchase Bosch accessories, cleaners & parts please visit www.bosch-home.com/us/store or call 1-800-944-2904 (Mon to Fri 5 am to 6 pm PST, Sat 6 am to 3 pm PST).

Notes: All height, width and depth dimensions are shown in inches. BSH reserves the absolute and unrestricted right to change product materials and specifications, at any time, without notice. Consult the product's installation instructions for final dimensional data and other details prior to making cutout.

Warranties: Please see Use & Care manual or Bosch website for statement of limited warranty.

For more information on our entire line of products, go to www.bosch-home.com/us or call 1-800-944-2904

© BSH Home Appliances Corporation. All rights reserved. Bosch is a registered trademark of Robert Bosch GmbH.

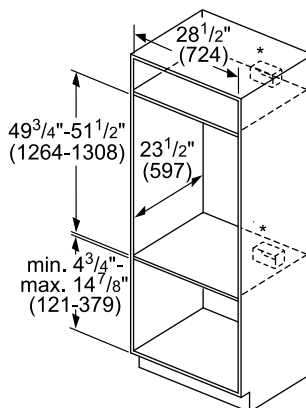
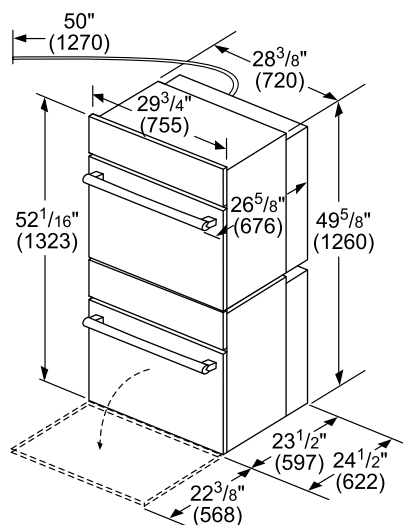
800 Series – Black HBL8661UC



BOSCH

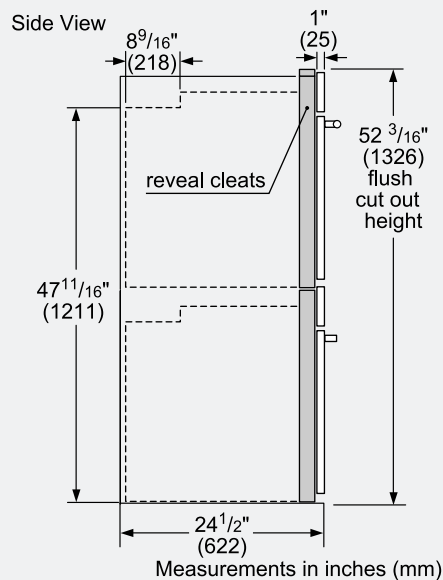
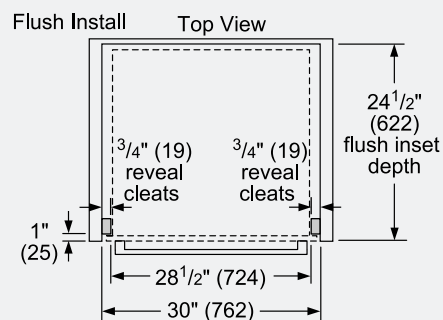
Invented for life

Installation Details



* Junction box may be installed above, below, or to the left or right of the unit within range of the power conduit.

measurements in inches (mm)



Single wall oven shown.

Accessories: To purchase Bosch accessories, cleaners & parts please visit www.bosch-home.com/us/store or call 1-800-944-2904 (Mon to Fri 5 am to 6 pm PST, Sat 6 am to 3 pm PST).

Notes: All height, width and depth dimensions are shown in inches. BSH reserves the absolute and unrestricted right to change product materials and specifications, at any time, without notice. Consult the product's installation instructions for final dimensional data and other details prior to making cutout.

Warranties: Please see Use & Care manual or Bosch website for statement of limited warranty.

For more information on our entire line of products, go to www.bosch-home.com/us or call 1-800-944-2904

© BSH Home Appliances Corporation. All rights reserved. Bosch is a registered trademark of Robert Bosch GmbH.

30" Double Wall Oven

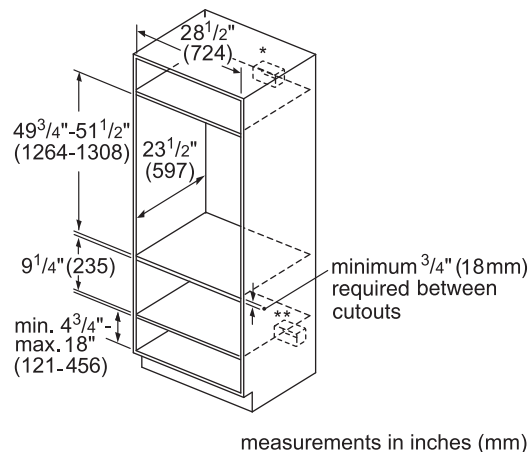
800 Series – Black HBL8661UC



BOSCH
Invented for life

Installation Details

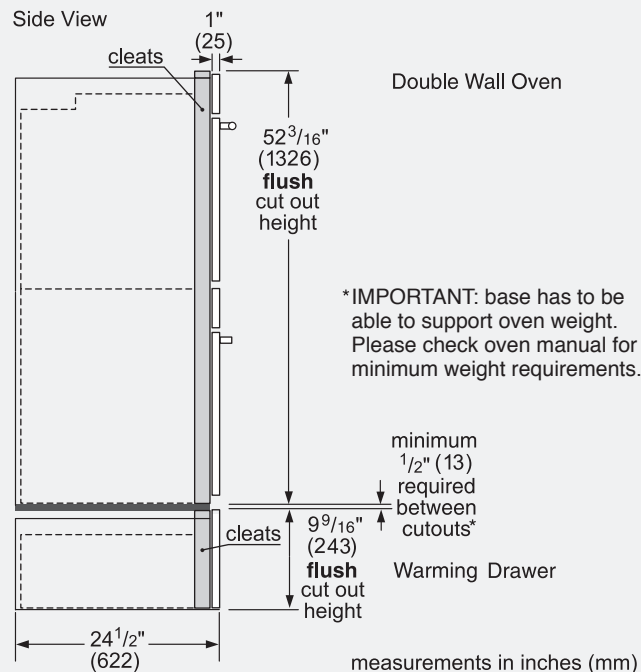
Standard Installation
30" Double Oven over Storage or Warming Drawer



* Wall oven junction box may be located above or right or left of the unit within reach of the power conduit.

** Electrical hook up may be located below (depending on space) or next to the drawer within the reach of the power cord.

Flush Installation
Double Oven over Storage or Warming Drawer



Accessories: To purchase Bosch accessories, cleaners & parts please visit www.bosch-home.com/us/store or call 1-800-944-2904 (Mon to Fri 5 am to 6 pm PST, Sat 6 am to 3 pm PST).

Notes: All height, width and depth dimensions are shown in inches. BSH reserves the absolute and unrestricted right to change product materials and specifications, at any time, without notice. Consult the product's installation instructions for final dimensional data and other details prior to making cutout.

Warranties: Please see Use & Care manual or Bosch website for statement of limited warranty.

For more information on our entire line of products, go to www.bosch-home.com/us or call 1-800-944-2904

© BSH Home Appliances Corporation. All rights reserved. Bosch is a registered trademark of Robert Bosch GmbH.

06/20