



BOSCH



Register your
new device on
MyBosch now and
get free benefits:
**[bosch-home.com/
welcome](https://bosch-home.com/welcome)**

T Teppan Yaki and Grill for the Flex Zone

HEZ390512 - HEZ390522

en Cookware Teppan Yaki and Grill for FlexZone

en Cookware Teppan Yaki and Grill for FlexZone

The Teppan Yaki and Grill accessories are ideal for the FlexZone and are perfect for using the frying sensor.

This optional accessory is not included in the scope of delivery for your hob. You can purchase these from specialist retailers or through our technical after-sales service. Quote the relevant reference number:

- HEZ390512 cookware Teppan Yaki.
- HEZ390522 cookware Grill.

Teppan Yaki

The Teppan Yaki means that you can cook meat, fish, seafood, vegetables, desserts and bread with very little oil, easily and healthily. The Teppan Yaki adapts perfectly to the FlexZone. Direct contact with the plate and uniform heat transfer make it possible to retain the consistency, colour and succulence of the food when searing and browning.

Grill

























The Grill adapts to the FlexZone. You can cook large and small quantities of meat, fish, fresh vegetables and bread with very little oil, healthily and easily. The grooved shape ensures that foods absorb less fat. The ease of operation makes it possible to grill dishes that look and taste like they have been cooked on a traditional grill. Add a little oil to the grill or the surface of the food to facilitate heat transfer.

Frying Sensor

The following table shows a selection of dishes and is arranged by food type. The temperature and the cooking time depend on the amount, the condition and the quality of the food.

Notes

- The operating instructions for the hob contain further information about this function. Read through the instructions carefully.
- Set up the FlexZone as a single cooking zone to ensure the function is activated correctly.

	Cookware	Temperature level	Total frying time after the signal tone sounds (mins)
Meat			
Escalope, plain ¹	 / 	med	6 - 10
Fillet ¹	 / 	med	6 - 10
Chops ¹	 / 	low	10 - 15
Steak, rare (3 cm thick) ¹	 / 	max	6 - 8
Steak, medium (3 cm thick) ¹	 / 	max	8 - 12
Steak, well done (3 cm thick) ¹	 / 	med	8 - 12
Poultry breast (2 cm thick) ¹	 / 	low	10 - 20
Bacon ¹	 / 	low	5 - 8
Hamburgers ¹	 / 	low	6 - 15
Boiled sausages ¹	 / 	med	8 - 20
Raw sausages ¹	 / 	med	8 - 20
Gyros ²		med	7 - 12
Minced meat ²		med	6 - 10

¹ Add oil (if necessary) and the food after the signal tone sounds. Turn if necessary.






































² Add oil (if necessary) and the food after the signal tone sounds. Stir regularly.

³ Add butter and the food after the signal tone sounds. Turn if necessary.

⁴ Add oil (if necessary) and the food after the signal tone sounds. Total cooking time per portion. Fry individually.

⁵ Add oil (rub into the food) and the food after the signal tone sounds. Turn if necessary.

⁶ Add the food after the signal tone sounds.

	Cookware	Temperature level	Total frying time after the signal tone sounds (mins)
Fish and seafood			
Fish fillet, plain ¹	 / 	med	10 - 20
Scampi ¹	 / 	med	4 - 8
Prawns ¹	 / 	med	4 - 8
Frying fish, whole ¹	 / 	low	15 - 30
Vegetables			
Courgettes ¹	 / 	low	4 - 12
Aubergines ¹	 / 	low	4 - 12
Peppers ¹	 / 	low	4 - 15
Frying green asparagus ¹	 / 	low	4 - 15
Mushrooms ²	 / 	med	10 - 15
Garlic ²		min	2 - 10
Onions, braised ²		min	2 - 10
Glazing vegetables ²		low	6 - 10
Potatoes			
Fried potatoes (made from unpeeled boiled potatoes) ²		max	6 - 12
Potato pancakes ⁴		max	2,5 - 3,5
Glazed potatoes ²		low	10 - 15
Egg dishes			
Fried eggs in butter ³		min	2 - 6
Fried eggs ¹		med	2 - 6
Scrambled eggs ²		min	4 - 9
Omelettes ⁴		min	3 - 6
Pancakes ⁴		max	1,5 - 2,5
French toast ⁴		low	4 - 8
Shredded raisin pancake ⁴		low	10 - 15
Miscellaneous			
Toasting bread ⁵	 / 	med	4 - 6
Roasting croutons ²		low	6 - 10
Toasting almonds ⁶		med	3 - 15
Toasting nuts ⁶		med	3 - 15
Toasting pine nuts ⁶		med	3 - 15

¹ Add oil (if necessary) and the food after the signal tone sounds. Turn if necessary.

² Add oil (if necessary) and the food after the signal tone sounds. Stir regularly.

³ Add butter and the food after the signal tone sounds. Turn if necessary

⁴ Add oil (if necessary) and the food after the signal tone sounds. Total cooking time per portion. Fry individually

⁵ Add oil (rub into the food) and the food after the signal tone sounds. Turn if necessary.

⁶ Add the food after the signal tone sounds.



Thank you for buying a Bosch Home Appliance!

Register your new device on MyBosch now and profit directly from:

- **Expert tips & tricks for your appliance**
- **Warranty extension options**
- **Discounts for accessories & spare-parts**
- **Digital manual and all appliance data at hand**
- **Easy access to Bosch Home Appliances Service**

Free and easy registration – also on mobile phones:

www.bosch-home.com/welcome



Looking for help? You'll find it here.

Expert advice for your Bosch home appliances, need help with problems or a repair from Bosch experts.

Find out everything about the many ways Bosch can support you:

www.bosch-home.com/service

Contact data of all countries are listed in the attached service directory.

Robert Bosch Hausgeräte GmbH

Carl-Wery-Straße 34

81739 München

Germany

www.bosch-home.com



9001366602

980108(00)