























































Overview of programmes

Programme/Type of laundry/Instructions	Settings
Name of the programme Brief explanation of the programme and for which fabrics it is suitable.	max. load Temperature; spin speed** Additional programme settings Automatic dosing (de)selectable ✓, not selectable -
Cottons Hard-wearing fabrics, heat-resistant fabrics made of cotton or linen. Note: The Speed setting is suitable as a short programme for lightly soiled laundry.	max. 8.0 / 5.0* kg * - 90 °C; ⌀ - 1400** rpm Eco, Speed,  ,  ,  ,  ◊ ✓, * ✓
 Cottons Eco Hard-wearing fabrics, heat-resistant fabrics made of cotton or linen. Energy-optimised washing by reducing the temperature while achieving a comparable washing result for the Cottons programme. Note: The washing temperature is lower than the selected temperature. If you want to achieve a higher water temperature, use the Cottons programme with a higher temperature as required.	max. 8.0 kg * - 90 °C; ⌀ - 1400** rpm  ,  ,  ,  ◊ ✓, * ✓
Easy-Care Textiles made of synthetic materials or blended fabrics.	max. 4.0 kg * - 60 °C; ⌀ - 1200 rpm Eco, Speed,  ,  ,  ,  ◊ ✓, * ✓
Delicates/Silk For delicate, washable fabrics, e.g. made of silk, satin, synthetic fibres or blends (e.g. silk blouses, silk scarves). Note: Use a detergent that is suitable for machine washing delicate fabrics or silk.	max. 2.0 kg * - 40 °C; ⌀ - 800 rpm Eco, Speed,  ,  ,  ,  ◊ ✓, * ✓
 Wool Hand- or machine-washable fabrics that are made of wool or contain wool; Particularly gentle washing programme to prevent laundry from shrinking, with longer pauses in the programme (during which the items rest in the water). Notes <ul style="list-style-type: none"> ■ Wool is of animal origin, e.g. angora, alpaca, llama, sheep. ■ Use a detergent that is suitable for machine-washing wool. 	max. 2.0 kg * - 40 °C; ⌀ - 800 rpm  ◊ , * ✓
* Reduced load for the Speed setting ** max. spin speed, depending on the model	

Programme/Type of laundry/Instructions	Settings
<p>Mixed Load Mixed load of cottons and synthetic fabrics.</p>	<p>max. 4.0 kg * - 40 °C; ⌚ - 1400** rpm Eco, Speed, , , ,  ⓪ ✓, ⌘ ✓</p>
<p>Dark Wash Dark-coloured items made from cotton or easy-care fabric; turn items inside-out before washing.</p>	<p>max. 3.5 kg * - 40 °C; ⌚ - 1200 rpm Eco, Speed, , , ,  ⓪ ✓, ⌘ ✓</p>
<p>Rinse/Spin/Drain Combined extra programme for rinsing and spinning the laundry, and draining the rinsing water. Note: The setting  is activated at the factory for this programme.</p> <p>If you only want to spin the laundry: Deactivate the  setting and, if required, adjust the spin speed. If you only want to drain water: Deactivate the  setting and select the ⌚ setting.</p>	<p>- ; ⌚ - 1400** rpm , ,  ⓪ -, ⌘ ✓</p>
<p>Drum Clean Programme for cleaning and caring for the drum and the outer tub, e.g. before running the first wash cycle, if washing frequently at a low temperature (40 °C or lower) or if an odour has developed after a prolonged period of non-use. The  display (memory function, drum care) flashes if you have not used any programme at a temperature of 60 °C or higher for an extended period.</p> <p>Notes</p> <ul style="list-style-type: none"> ■ Run the programme without laundry. ■ Use washing powder or a detergent containing bleach. To prevent foaming, only use half the amount of detergent recommended by the detergent manufacturer. Do not use detergents designed for woollens or delicates. 	<p>0.0 kg 90 °C; 1200 rpm - ⓪ -, ⌘ -</p>
<p>SuperQuick 15'/30' Extra-short programme of approx. 15/30 minutes, suitable for small items of lightly soiled laundry. Note: The Super 15' programme is run for the Speed setting.</p>	<p>max. 2.0/3.5 kg * - 40 °C; ⌚ - 1200 rpm Eco, Speed,  ⓪ ✓, ⌘ ✓</p>
<p>* Reduced load for the Speed setting ** max. spin speed, depending on the model</p>	

Programme/Type of laundry/Instructions	Settings
Shirts Non-iron shirts or blouses made of cotton, linen, synthetic fibres or blended fabrics. Notes <ul style="list-style-type: none"> Shirts / Blouses are only given a short spin with the  setting. Hang them up to dry while still dripping wet. -> Self-smoothing effect Use the Delicates/Silk programme to wash Shirts/Blouses made of silk/delicate fabrics. 	max. 2.0 kg * - 60 °C;  - 800 rpm Eco, Speed,  ,  ,  ,  ◊ ✓,  ✓
Down Machine-washable items stuffed with down, such as pillows and duvets; also suitable for items stuffed with synthetic fibres. Note: Wash large items separately. Use a detergent intended for delicates and follow the instructions on the item's care label. Use detergent sparingly.	max. 2.0 kg * - 60 °C;  - 1200 rpm Eco, Speed,  ,  ◊ -,  -
Allergy + Hard-wearing fabrics made of cotton or linen. Note: Particularly suited to washing items that need to be hygienically clean and especially kind to sensitive skin thanks to the longer wash cycle at a defined temperature, higher water level and longer spin cycle.	max. 6.5 kg * - 60 °C;  - 1400** rpm Eco, Speed,  ,  ,  ,  ◊ ✓,  ✓
Automatic Soft Gentler treatment of the laundry; The degree of soiling and the type of fabric are automatically detected and the washing sequence and intelligent dosing are adjusted accordingly.	max. 3.5 kg Automatic up to 30 °C; 1000 rpm  ◊ ✓,  ✓
* Reduced load for the Speed setting ** max. spin speed, depending on the model	



Consumption values table

Energy and water consumption, programme duration and residual moisture for the main washing programme (approximate information)

Programme	Load size	Energy consumption*	Water consumption*	Programme duration*
Cottons 20 °C	8 kg	0,25 kWh	87 l	2 ¾ h
Cottons 40 °C	8 kg	1,05 kWh	87 l	3 h
Cottons 60 °C	8 kg	1,15 kWh	87 l	2 ¾ h
Cottons 90 °C	8 kg	2,20 kWh	97 l	2 ¾ h
Easy-Care 40 °C	4 kg	0,71 kWh	64 l	2 h
Mixed Load 40 °C	4 kg	0,60 kWh	45 l	1 ¼ h
Delicate/Silk 30 °C	2 kg	0,19 kWh	37 l	¾ h
Wool 30 °C	2 kg	0,19 kWh	41 l	¾ h

Programme	Approximate information on the residual moisture**		
	WAT28... max. 1400 rpm	WAT24... max. 1200 rpm	WAT20... max. 1000 rpm
Cottons	48 %	53 %	62 %
Easy-Care	40 %	40 %	40 %
Delicates/Silk	30 %	30 %	30 %
Wool	45 %	45 %	45 %

* The values may deviate from the indicated values depending on water pressure, water hardness, water inlet temperature, ambient temperature, type of laundry, amount and soiling of laundry, detergent used, fluctuations in the power supply and the selected additional functions.

** Information on residual moisture based on program-dependent spin-speed limit and maximum loads.

Most efficient programs for cotton fabrics

The following programs (standard programs, indicated by ◻) are suitable for cleaning normally soiled cotton fabrics and are the most efficient with respect to combined energy and water consumption.

Standard programs for cottons in accordance with the (EU) directive no. 1015/2010		
Programme + Temperature	Load size	Approximate programme duration
Cottons Eco ◻ + 60 °C ◻	8 kg	3 ½ h
Cottons Eco ◻ + 60 °C ◻	4 kg	3 ½ h
Cottons Eco ◻ + 40 °C ◻	4 kg	3 ½ h

Programme setting for testing and energy labelling in accordance with directive 2010/30/EU with cold water (15 °C).
The specification of the programme temperature is based on the temperature stated on the care label in the textiles. The actual washing temperature may deviate from the stated programme temperature for energy-saving reasons; the washing performance corresponds to the selected temperature.

Notes

- This supplementary sheet is included with your installation and operating instructions. Retain all documentation for subsequent use.
- Much more important information can be found in your operating and installation instructions.

WAT28661GB

9001269822 (9701)

