GV 640 Voll-I - 86,5 cm - k.SW 9000 591 119 (9009)

de Montageanleitung
*) über Kundendienst erhältlich

en Installation instructions
*) Available from customer service

fr Notice de montage
*) Disponible par le biais du service après-vente

nl Montagevoorschrift
*) Tegen meerprijs bij de Servicedienst verkrijgbaar

it Istruzioni per il montaggio
*) Disponibili presso il servizio assistenza clienti

el Οδηγίες τοποθέτησης
*) Διατίθενται από την υπηρεσία τεχνικής εξυπηρέτησης πελατών

es Instrucciones de montaje *) Se puede adquirir a través del Servicio de Asistencia Técnica Oficial de la marca

pt Instruções de montagem
*) Pode ser adquirido nos nossos Serviços Técnicos

sv Monteringsanvisning
*) kan fås via Service

no Monteringsanvisning
*) fåes hos kundeservice

fi Asennusohje
*) Saatavissa huoltopalvelusta

da Monteringsvejledning
*) Kan købes hos serviceafdelingen

tr Montaj kılavuzu
*) Yetkili servis üzerinden alınabilir

ru Инструкция по монтажу
*) Можно получить в сервисном центре

cs Montážní návod
*) K dispozici přes servisní službu

pl Instrukcja montażu
*) Do uzyskania w punkcie serwisowym

hu Szerelési utasítás
*) A vevőszolgálaton keresztül kapható:

hr Uputa za montažu
*) može dobiti kod službe održavanja

mk Упатство за монтажа
*) се добива преку службата за купувачи

sl Navodilo za montažo
*) Lahko nabavite v servisni službi

sr Uputstvo za montažu
*) Može se nabaviti preko servisne službe

et Monteerimisjuhend
*) küsige klienditeeninduselt

lt Montavimo instrukcija
*) Ją galima gauti klientų aptarnavimo servise

lv Montāžas pamācība
*) Var saņemt servisa dienestā

sk Návod na montáž
*) Dostanete v službe zákazníkom

sq Udhëzues për montim
*) Sigurohet nëpërmjet servisit

bs Uputa za montažu
*) Može se dobiti preko servisne službe

fa راهنمای مونتاژ
*) از مرکز خدمات پس از فروش تهیه فرمایید

ar تعليمات التركيب
*) يمكن طلبها من مراكز خدمة العملاء

ko 설치 설명서
*) 고객서비스 센터에서 구입 가능

zh 安装说明书
*) 可向售后服务站索取。

uk Інструкція з монтажу
*) Можна отримати через сервісну службу

ro Instrucțiune de montaj
*) obtenabilă la serviciul pentru clienți

522

566

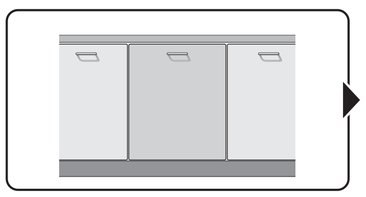

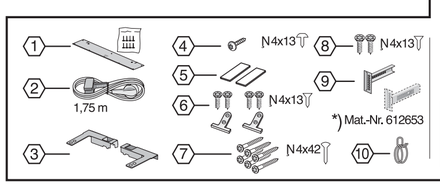

1

Transportsicherung entfernen
Removing the transportation protection devices
Enlever les cales de transport
Retirar el seguro de transporte

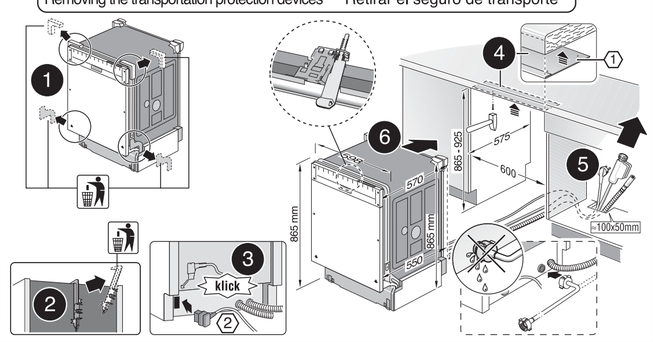

2

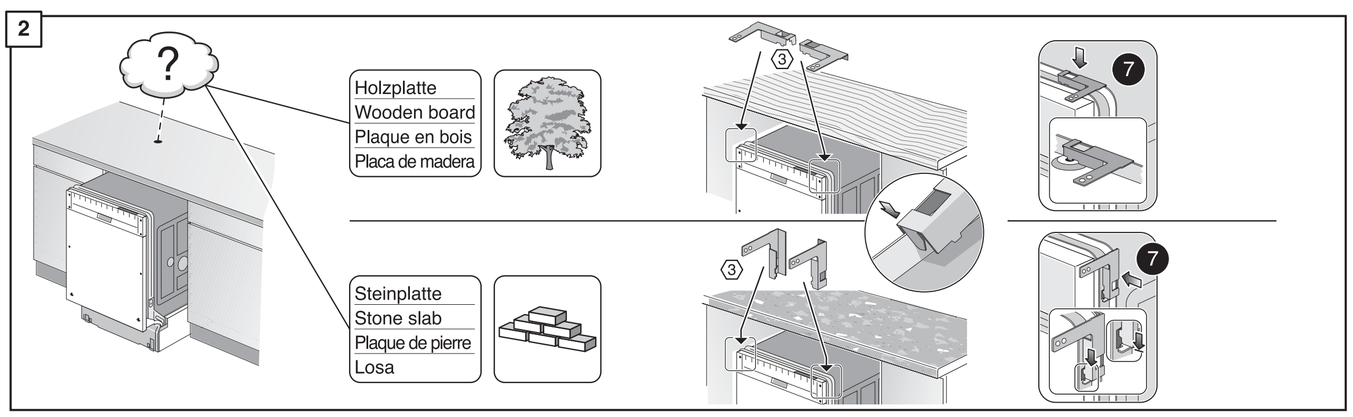

3

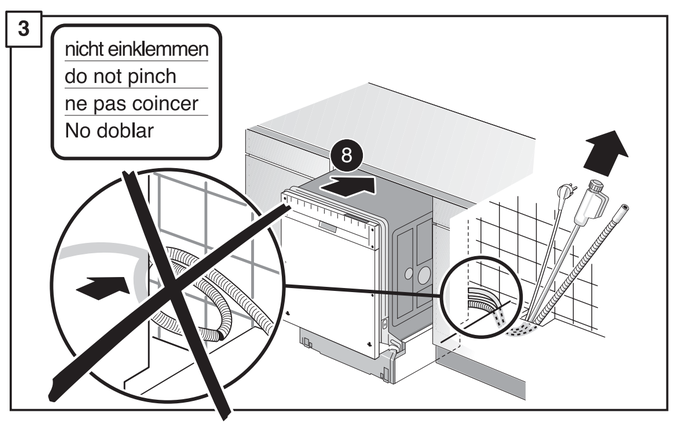

4

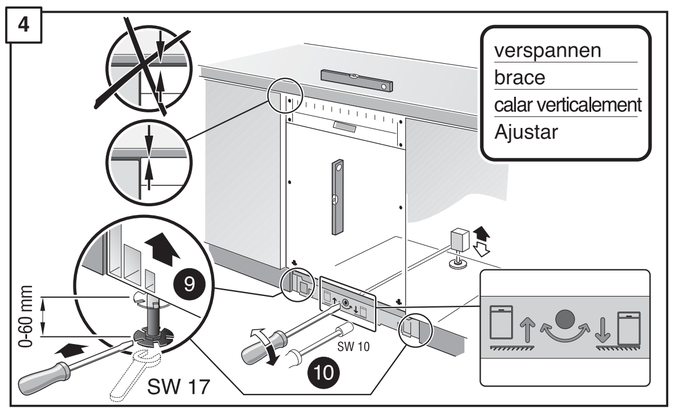

5

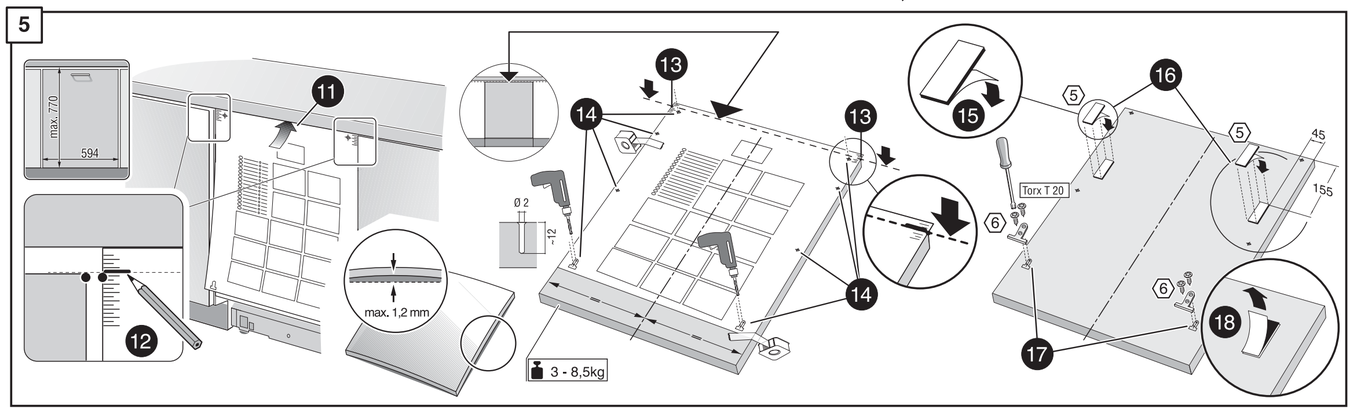

6

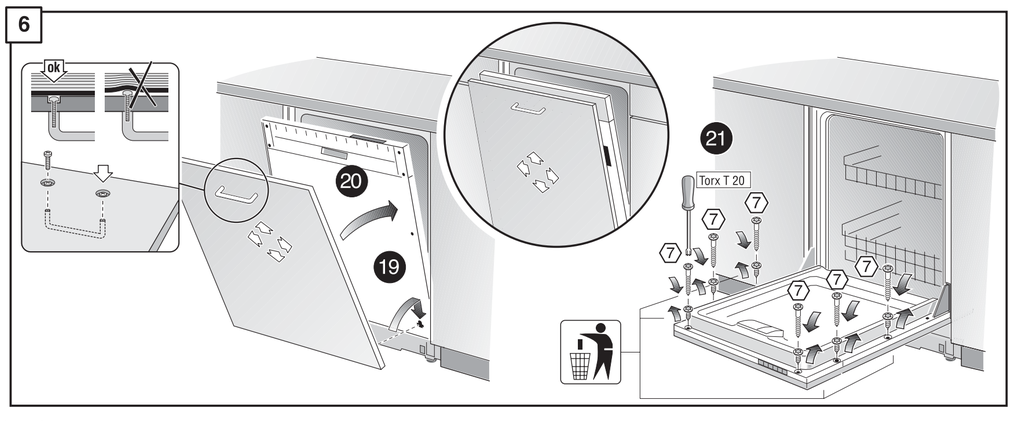

7

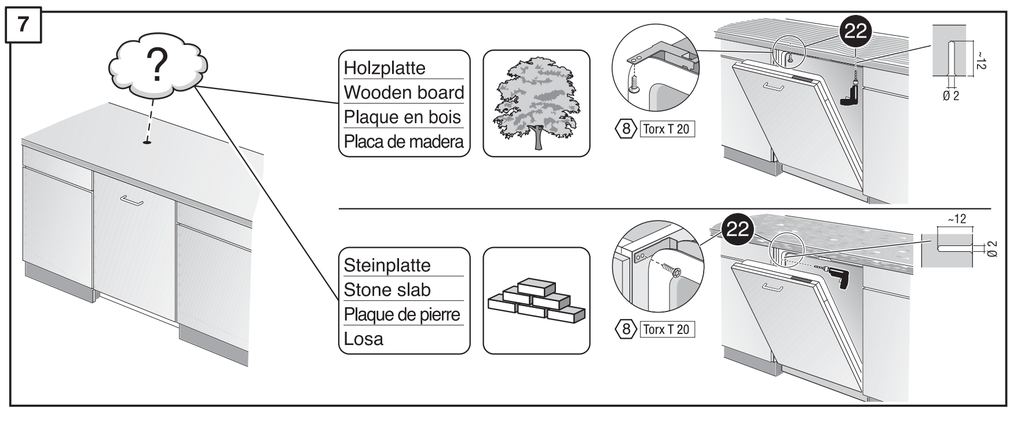

8

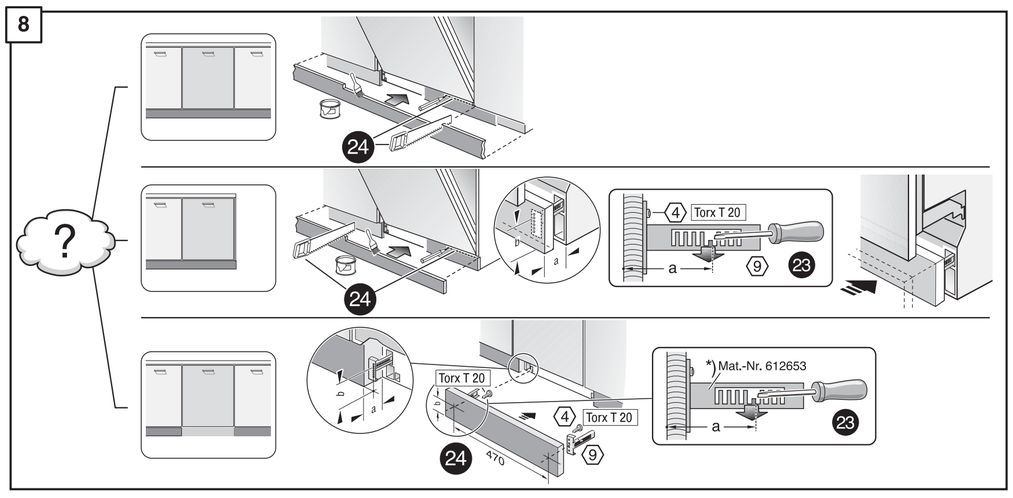

9

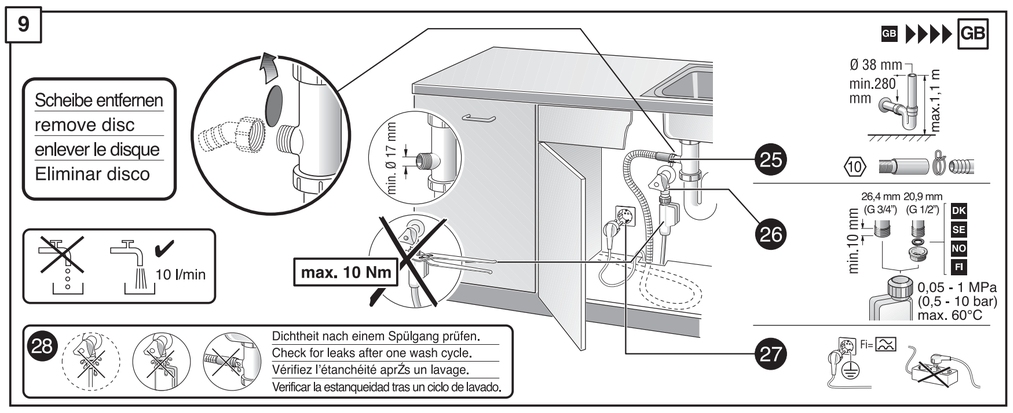

GB

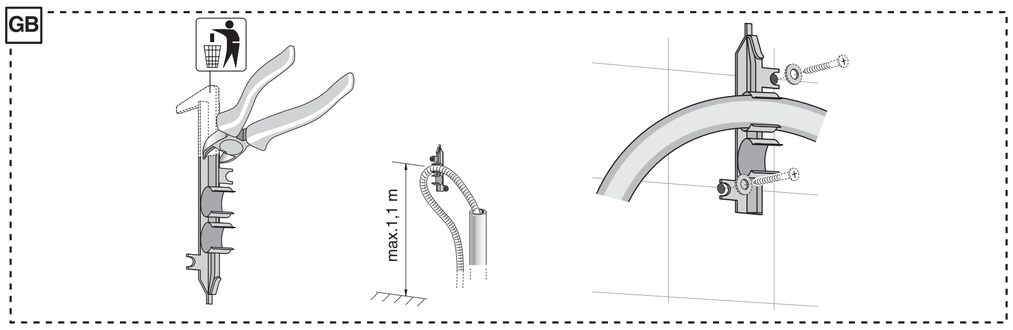

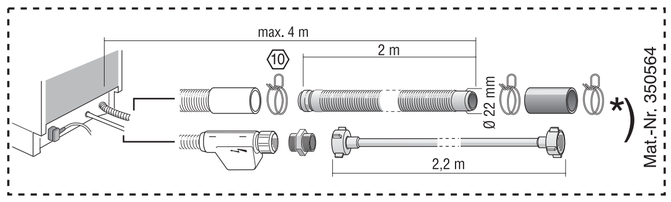

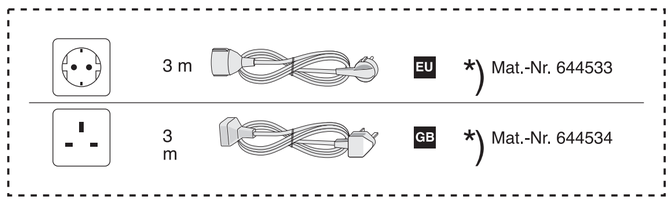

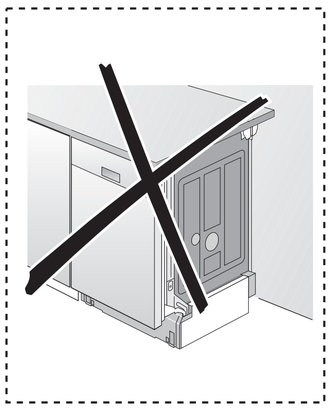

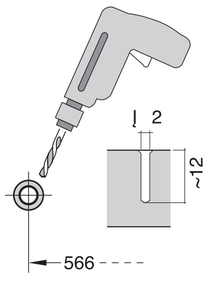

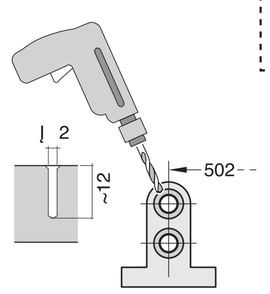

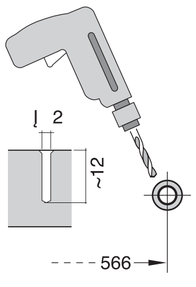

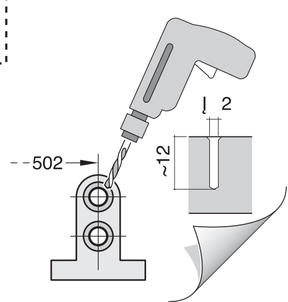

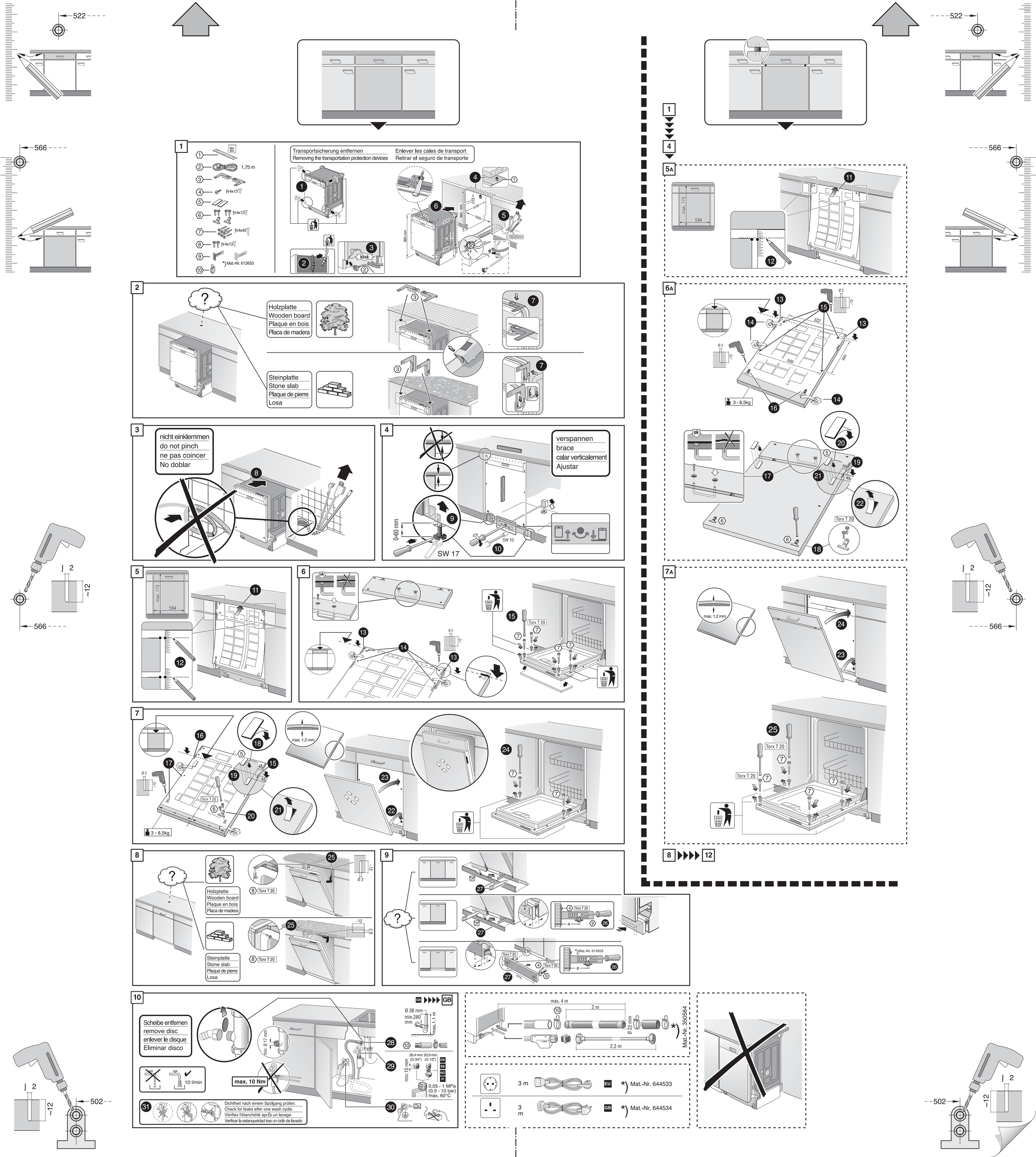
522
566
1
1,75 m
N4x13
N4x13
N4x42
N4x13
*) Mat.-Nr. 612653
Transportsicherung entfernen
Removing the transportation protection devices
Enlever les cales de transport
Retirar el seguro de transporte
klick
865 mm
570
575
600
~100x50mm
2
Holzplatte
Wooden board
Plaque en bois
Placa de madera
Steinplatte
Stone slab
Plaque de pierre
Losa
3
nicht einklemmen
do not pinch
ne pas coincer
No doblar
4
verspannen
brace
calar verticalement
Ajustar
0-60 mm
SW 17
SW 10
5
max. 770
594
5A
6
Torx T 20
Ø 2
~12
3 - 8,5kg
6A
7
max. 1,2 mm
7A
8
Torx T 20
Holzplatte
Wooden board
Plaque en bois
Placa de madera
Steinplatte
Stone slab
Plaque de pierre
Losa
9
Torx T 20
*) Mat.-Nr. 612653
470
10
Scheibe entfernen
remove disc
enlever le disque
Eliminar disco
10 l/min
max. 10 Nm
min. Ø 17 mm
Ø 38 mm
min.280 mm
max.1,1 m
26,4 mm (G 3/4")
20,9 mm (G 1/2")
min.10 mm
DK
SE
NO
FI
0,05 - 1 MPa
(0,5 - 10 bar)
max. 60°C
31
Dichtheit nach einem Spülgang prüfen.
Check for leaks after one wash cycle.
Vérifiez l'étanchéité après un lavage.
Verificar la estanqueidad tras un ciclo de lavado.
max. 4 m
2 m
2,2 m
Ø 22 mm
*) Mat.-Nr. 350564
3 m
EU
*) Mat.-Nr. 644533
3 m
GB
*) Mat.-Nr. 644534
502