


Summary of instructions

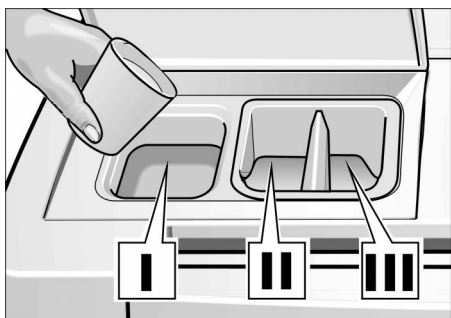
⚠ Warning

Before using your washing machine, read and follow all installation and operating instructions.

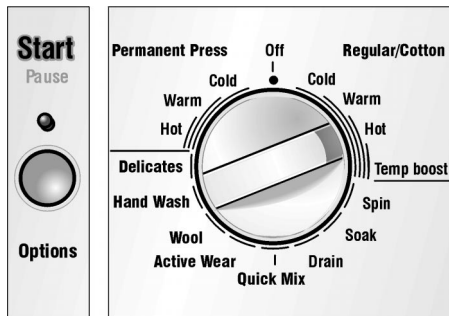

Preparing the laundry




temp. boost 150 °F 66 °C	hot 125 °F 52 °C	warm 95 °F 35 °C
--------------------------------	------------------------	------------------------



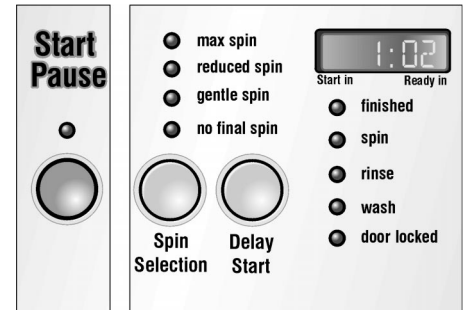
Select a cycle and start the machine



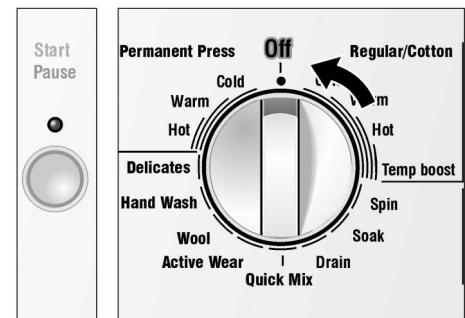
Select desired settings



and start



After washing












Program selection table Nexxt

Please read and observe Operating, Care and Installation Instructions carefully before using the washing machine !

BOSCH

Type of laundry Check care labels on article!		Program*	Temperature in °F (°C)	Program duration in min. (approx.) *	Additional options (approx.) * (+ / - Time in min)				Maximum amount of laundry:
					Power Wash (for heavy soiled)	Rinse plus (additional Rinse)	Bleach	no final spin (spin speed selection)	
Cotton or linen 	colorfast fabrics	Regular/Cotton Temp boost	150 (66)	90	+40			-16	full load
		Regular/Cotton Hot	125 (52)	60					
	non-colorfast fabrics	Regular/Cotton Warm	95 (35)	60					
		Regular/Cotton Cold	60 (15)	60					
Synthetics or blends 	colorfast fabrics	Permanent Press Hot	125 (52)	56	+30	+10	+12	-17	1/2 load
		Permanent Press Warm	95 (35)	56					
	non-colorfast fabrics	Permanent Press Cold	60 (15)	56					
Cotton, blends or synthetics 	non-colorfast fabrics	Quick Mix	95 (35)	39				-8	1/2 load
Outdoor clothing 		Active Wear	85 (29)	53	+20			-8	1/3 load
Delicate easy care items  (Bulky items)		Delicates	90 (32)	41				-8	
Very delicate easy care items 		Hand Wash	75 (27)	26	+10	+7		-3	
Woolens 		Wool	80 (25)	33				-3	

Additional Programs

Program selector	Notes / Application	Program duration in min. (approx.) *
Soak	Soak cycle is used to pre-treat heavily stained items. The cycle ends with a short spin.	120
Spin	Spin cycle for spinning hand-washed laundry. Drain pump operates prior to and during spinning.	9
Drain	To drain water after a program with the "No final spin" option for gentle treatment of delicate laundry.	2

* Actual program duration may be different from the indicated values depending on water supply and quality, type and amount of load and detergent, as well as other factors.