

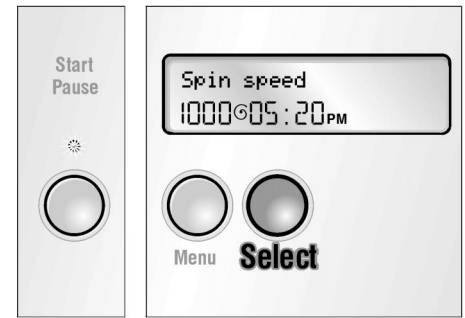
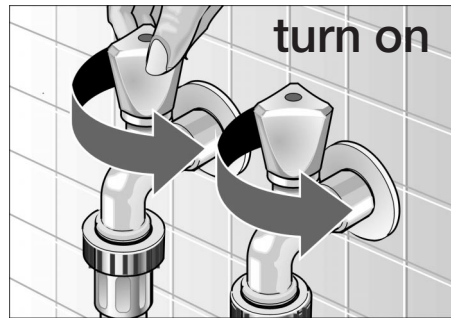
Summary of instructions

Before using

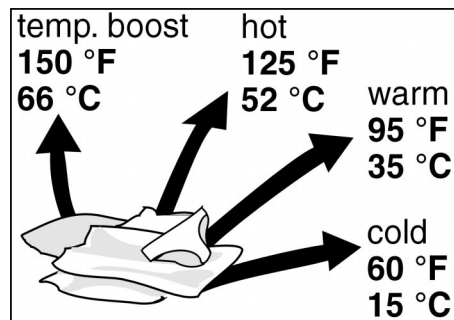

⚠ Warning

Before using your washing machine, read and follow all installation and operating instructions.

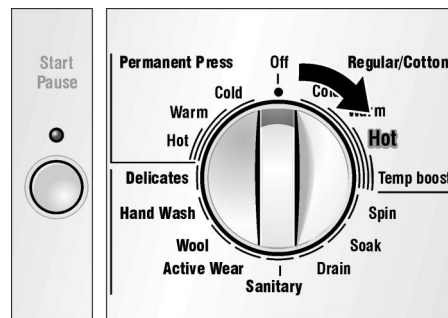
- ❑ Select the display panel language.
- ❑ Set the time.



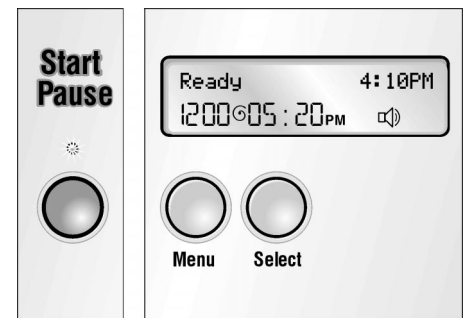
Preparing the laundry



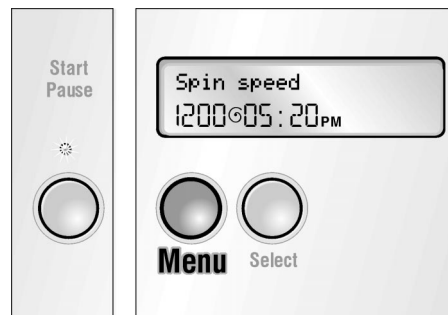
Select a cycle and start the machine



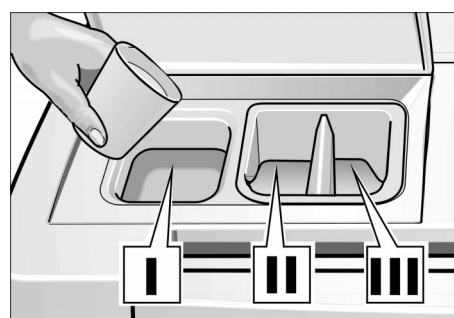
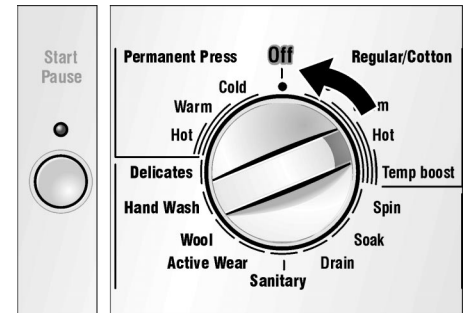
and start



Select desired settings



After washing





Program selection table Nexxt Premium

Please read and observe Operating, Care and Installation Instructions carefully before using the washing machine !

BOSCH

Type of laundry Check care labels on article!		Program*	Temperature in °F (°C)	Program duration (soil conditions) Time in min. (approx.) *				Additional options (approx.) * (+ / - Time in min)				Maximum amount of laundry:					
				Quick wash for lightly soiled	Regular soiled	Power Wash for heavily soiled	Presoak for stained	Rinse plus (additional Rinse)	Bleach	Reduced Ironing	no final spin (spin speed selection)						
cotton or linen 	colorfast fabrics	Regular/Cotton Temp boost	150 (66)	- 15	90	+ 40	+ 30	+10	+12	+7	- 15	full load					
		Regular/Cotton Hot	125 (52)		60												
	non-colorfast fabrics	Regular/Cotton Warm	95 (35)		60												
		Regular/Cotton Cold	60 (15)		60												
synthetics or blends 	colorfast fabrics	Permanent Press Hot	125 (52)	- 7	50	+ 30						+10	+12	+4	- 10	1/2 load	
	non-colorfast fabrics	Permanent Press Warm	95 (35)		50												
		Permanent Press Cold	60 (15)		50												
cotton, blends or synthetics 	non-colorfast fabrics	Sanitary	155 (68)	- 15	120	+ 20						+ 30	+10	+7	- 15	full load	
Outdoor clothing 		Active Wear	85 (29)	- 7	53	+ 20						+ 30	+10		+1	- 8	1/3 load
Delicate easy care items (Bulky items)		Delicates	90 (32)	- 5	37	+ 10						+ 30	+10			- 8	
Very delicate easy care items 		Hand Wash	75 (27)	- 5	26	+ 10	+ 30	+7	+ 1	- 3							
Woolens 		Wool	80 (25)	- 5	32	+ 10	+ 30	+7			- 3						

Additional Programs

Program selector	Notes / Application	Program duration in min. (approx.) *
Soak	Soak cycle is used to pre-treat heavily stained items. The cycle ends with a short spin.	120
Spin	Spin cycle for spinning hand-washed laundry. Drain pump operates prior to and during spinning.	9
Drain	To drain water after a program with the "No final spin" option for gentle treatment of delicate laundry.	2

* Actual program duration may be different from the indicated values depending on water supply and quality, type and amount of load and detergent, as well as other factors.