

Invented for life



**BOSCH**

# A complete kitchen for your everyday essentials.

The easy way to perfect results

2025

[www.bosch-home.co.id](http://www.bosch-home.co.id)



@boschhomeindonesia



Bosch Home Appliances Indonesia



**15** Years  
Spare Parts  
Availability\*

\*Starting from 2023 production

Bosch **Over**  
**100 Years**  
in Indonesia

GERMAN  
ENGINEERING



# Bosch - a brand you can trust.



## Design

Bosch is the No. 1 brand in design with over 300 design awards won over the past five years. This is more than any other home appliance brand and our promise to you is that every appliance has been carefully designed to make your time spent in the kitchen as enjoyable as possible.



## Quality

Together with our years of experience in home appliances and latest German engineering, we manufacture quality products that are easy to use and yet deliver perfect results.



## Sustainability

This signet denotes products that focus on energy and water efficiency while achieving top performance based on Bosch technologies - and, like all Bosch products, have been manufactured with the aim of minimizing their impact on the environment. The signet stands for the resource-efficiency of our products - quite simply, for their Green Technology.



## AutoPilot with up to 30 automatic programs

The AutoPilot program will cook your dish to perfection with up to 30 recipes to choose from. Just add the weight of the fish or meat and press "Start" AutoPilot then determines the cooking mode, temperature, and cooking duration.



## Ovens | Cleaning functions

# At last, someone in the house who enjoys cleaning up.

Anyone who has ever cleaned an oven by hand knows how exhausting and time-consuming it can be. This chore is now a thing of the past, thanks to pyrolytic self-cleaning and EcoClean Direct.

### Pyrolytic self-cleaning: the oven that cleans itself\*

During the pyrolytic cleaning function, the oven heats up to 465°C to burn off grease and food residue. This means you never have to clean your oven again.

Simply follow these 3 steps:

1. Activate the pyrolytic cleaning function.
2. Choose from three different cleaning levels, depending on the degree of residue that has accumulated.
3. Once the program is finished, wipe off the thin layer of ash in the base of the oven.




### EcoClean Direct: makes cleaning easier\*

While your dishes bake or roast, the special direct coating of microfine ceramic particles on the oven cavity walls absorbs grease and residue and breaks them down through oxidation.


Simply follow the steps below and reduce your cleaning time significantly:

1. Activate the EcoClean Direct cleaning program.
2. Once completed, clean remaining surfaces that don't have the special coating.
3. Wipe the base of the oven and inside of the glass door.



### Universal pan and baking tray with ceramic non-stick coating^

In addition to the classic universal pan, Bosch is now offering a new universal pan and baking tray for Series 6 and 4 ovens with a ceramic non-stick coating. This special non-stick coating makes the surface easy to clean. And the ceramic coating has another advantage: You no longer need to use parchment paper or to grease the tray, which makes baking, roasting and cleaning much easier.



Features may vary depending on models. Please check individual product specifications.

\*Please remove all accessories when activating the specific EcoClean Direct program.

#Metal racks may show slight discolouration after prolonged use of the pyrolytic function for selected Series 8 ovens. To prevent this you may choose to remove the wire racks during the pyrolytic cycle.

^Available as optional accessory

## Ovens | Heating functions

# Because there's hot, and then there's hot.

Perfect baking and roasting not only requires the right temperature, but also the appropriate heating function too. From 4D Hotair to slow cooking, Bosch ovens offer heating functions that deliver everything from haute cuisine to everyday feasts.

## 4D Hotair\*

Thanks to 4D Hotair, you can place your food on any shelf from level one to four, and the results will be consistently perfect. The rotating fan alternates its direction during cooking to distribute heat evenly on every level. And for reliable results 'top to bottom', you can also bake and roast on up to four different levels simultaneously\*.

## 3D Hotair

3D Hotair distributes the heat quickly and evenly throughout the entire oven cavity, allowing you to cook on up to three levels simultaneously. It's especially convenient when you need to cook both sweet and savoury dishes simultaneously without intermingling the flavours.

## Hotair Eco/Gentle

Hotair Eco/Gentle uses less energy by using a single tray. This energy-efficient function distributes less heat into the oven and uses residual heat to maintain the set temperature.

## Top and bottom heating\*

Uses both the upper and lower heating elements. Heat travels to the centre of the oven, which is the best position to obtain the selected temperature. Suitable for traditional baking and roasting, and offers best results for cakes with moist toppings.

## Top and bottom heat Eco

In addition to the top and bottom heat function, selected Series 8 ovens feature a new eco-friendly mode, which supports cooking on a single shelf for energy-efficient cooking. Prepare perfect sponges, pound cakes, delicate pastries and bread rolls while saving valuable energy.

## Bottom heating

For cooking in a bain-marie and for the final baking stage. The heat is emitted from the lower heating element.

## Intensive heating

Combines the top element with a more powerful bottom heating element that is perfect for crispy bases and baking in tins.

## Hotair grilling\*

Achieve rotisserie-style cooking for meat and poultry. The grill and fan alternate, which produces even and crisp cooking results.

## Grill, large area

For grilling flat items, such as steaks and sausages, for making toast, and for cooking a gratin.

## Grill, small area

For grilling small amounts of steaks or sausages, for making toast or where grilling on a smaller surface is required.

## Pizza setting

Create crispy pizzas or give any dish that extra heat that's needed from underneath by using a combination of heating elements.

## Keeping warm\*

A new feature that keeps cooked food warm.

## Slow cooking

For gentle and slow cooking of seared, tender pieces of meat in ovenware without a lid.

## Preheat ovenware

A new feature that is useful for preheating ovenware and even dinnerware.

## Desiccate

A new function for drying fruits, vegetables and herbs with maximum flavour. This function can also be used for drying out the oven cavity after the use of added steam function.

## Sabbath mode

Set a maximum timer of up to 74 hours using the Sabbath function. You can keep the food in the cooking compartment warm without having to switch the oven on or off.

## Rapid heating

With rapid heating, you can shorten the heat-up time for selected heating functions, including 4D Hotair and top and bottom heating.

## Defrost

Perfect for gentle defrosting of meat, poultry, bread and much more.

## Reheating\*

For plated meals and baked items. Cooked food is gently reheated. The steam ensures the food does not dry out.

## Dough proving\*

For yeast dough and sourdough. Dough will rise considerably quicker than at room temperature. The surface of the dough does not dry out.

Features may vary depending on models. Please check individual product specifications.

\*Possible to use added steam for this type of heating (operation only possible when the water tank is full).

\*To cook on all four levels simultaneously, four wire racks are required for best results. For up to three levels, all accessories are suitable, ie. universal tray or baking tray.



# Classic Series Oven Catalogue 2025



Product Code	<b>HBF011BR0T</b> 60 cm   Series 2, Built-in Oven, Stainless Steel	<b>HBF512BS1T</b> 60 cm   Series 2, Built-in Oven, Stainless Steel	<b>HRG532ES3</b> 60 cm   Series 4, Built-in Oven with Steam Function, Stainless Steel	<b>HIJ557YS3M</b> 60 cm   Series 4, Built-in Oven with Added Steam Function, Stainless Steel	<b>HJG852YS0K</b> 60 cm   Series 6, Built-in Oven, Stainless Steel
Performance	4 Heating Methods: <ul style="list-style-type: none"> <li>Conventional heat</li> <li>Bottom heat</li> <li>Full width variable grill</li> <li>Half width variable grill</li> <li>Energy Efficiency Class: A</li> </ul>	7 Heating Methods: <ul style="list-style-type: none"> <li>Conventional heat</li> <li>Bottom heat</li> <li>Full width variable grill</li> <li>Hotair gentle</li> <li>Hot Air</li> <li>Hot air grilling</li> <li>Pizza setting</li> <li>Energy Efficiency Class: A</li> </ul>	8 Heating Methods: <ul style="list-style-type: none"> <li>3D hotair</li> <li>Conventional heat</li> <li>Bottom heat</li> <li>Hotair gentle</li> <li>Hot air grilling</li> <li>Hotair steam</li> <li>Full width grill</li> <li>Air fry</li> </ul>	8 Heating Methods: <ul style="list-style-type: none"> <li>3D hotair</li> <li>Conventional heat</li> <li>Bottom heat</li> <li>Full width variable grill</li> <li>Hot air grilling</li> <li>Hotair gentle</li> <li>Hot Air</li> <li>Pizza setting</li> </ul>	8 Heating Methods: <ul style="list-style-type: none"> <li>3D hotair</li> <li>Conventional heat</li> <li>Bottom heat</li> <li>Full width grill</li> <li>Hotair gentle</li> <li>Hot air grilling</li> <li>Pizza setting</li> <li>Air fry</li> </ul>
Design	<ul style="list-style-type: none"> <li>Rotary control</li> <li>Number of shelf level: 4 pcs</li> </ul>	<ul style="list-style-type: none"> <li>Rotary control</li> <li>Pop-out controls</li> <li>Number of shelf level: 4 pcs</li> </ul>	<ul style="list-style-type: none"> <li>LCD display control</li> <li>Number of shelf level: 5 pcs</li> </ul>	<ul style="list-style-type: none"> <li>LCD display control</li> <li>Rotary control</li> </ul>	<ul style="list-style-type: none"> <li>LED-touch control</li> <li>Number of shelf level: 5 pcs</li> </ul>
Features	<ul style="list-style-type: none"> <li>Capacity: 71L</li> <li>Temperature Range: 50°C – 275°C</li> <li>Drop down door</li> <li>Halogen interior light</li> </ul>	<ul style="list-style-type: none"> <li>Capacity: 66L</li> <li>Temperature Range: 50°C – 275°C</li> <li>Drop down door</li> <li>Halogen interior light</li> </ul>	<ul style="list-style-type: none"> <li>Capacity: 71L</li> <li>Temperature Range: 50°C – 275°C</li> <li>Drop down door</li> <li>Halogen interior light</li> <li>Water bowl with a volume of 0.2 l</li> </ul>	<ul style="list-style-type: none"> <li>Capacity: 66L</li> <li>Temperature Range: 50°C – 275°C</li> <li>Drop down door</li> <li>Halogen interior light</li> <li>Water bowl with a volume of 0.2 l</li> </ul>	<ul style="list-style-type: none"> <li>Capacity: 76L</li> <li>Temperature Range: 50°C – 275°C</li> <li>Drop down door</li> <li>Halogen interior light</li> </ul>
Safety Function	<ul style="list-style-type: none"> <li>Triple glazed door glazed CoolTouch door</li> </ul>	<ul style="list-style-type: none"> <li>Child lock</li> <li>Integral cooling fan door</li> </ul>	<ul style="list-style-type: none"> <li>Child lock</li> <li>Start-/Stop button</li> <li>Triple glazed door glazed CoolTouch door</li> <li>Low door temperature</li> </ul>	<ul style="list-style-type: none"> <li>Child lock</li> <li>Residual heat indicator</li> <li>Triple glazed door glazed CoolTouch door</li> </ul>	<ul style="list-style-type: none"> <li>Child lock</li> <li>Start-/Stop button</li> <li>Triple glazed door glazed CoolTouch door</li> </ul>
Technical Information	<ul style="list-style-type: none"> <li>Total Connection Rating: 2850 W</li> <li>Total Connected Load: 2.85 kW</li> <li>Voltage: 220-240V</li> <li>Power Frequency: 50-60Hz/16A</li> <li>Cable Length: 1m</li> <li>Appliance Dimensions(HxWxD): 595 x 594 x 548 mm</li> <li>Min. Cut Out Dimensions(HxWxD): 575 - 597 x 560 - 568 x 550mm</li> </ul>	<ul style="list-style-type: none"> <li>Total Connection Rating: 3300 W</li> <li>Total Connected Load: 3.33 kW</li> <li>Voltage: 220-240V</li> <li>Power Frequency: 50-60Hz/16A</li> <li>Cable Length: 1m</li> <li>Appliance Dimensions(HxWxD): 595 x 594 x 548 mm</li> <li>Min. Cut Out Dimensions(HxWxD): 575 - 597 x 560 - 568 x 550mm</li> </ul>	<ul style="list-style-type: none"> <li>Total Connection Rating: 3600 W</li> <li>Total Connected Load: 3.6 kW</li> <li>Voltage: 220-240V</li> <li>Power Frequency: 50-60Hz/16A</li> <li>Cable Length: 1.2m</li> <li>Appliance Dimensions(HxWxD): 595 x 594 x 548 mm</li> <li>Min. Cut Out Dimensions(HxWxD): 575 - 597 x 560 - 568 x 550mm</li> </ul>	<ul style="list-style-type: none"> <li>Total Connection Rating: 3600 W</li> <li>Total Connected Load: 3.6 kW</li> <li>Voltage: 220-240V</li> <li>Power Frequency: 50-60Hz/16A</li> <li>Cable Length: 1.46m</li> <li>Appliance Dimensions(HxWxD): 595 x 594 x 548 mm</li> <li>Min. Cut Out Dimensions(HxWxD): 575 - 597 x 560 - 568 x 550mm</li> </ul>	<ul style="list-style-type: none"> <li>Total Connection Rating: 2990 W</li> <li>Total Connected Load: 2.99 kW</li> <li>Voltage: 220-240V</li> <li>Power Frequency: 50-60Hz/16A</li> <li>Cable Length: 1.2m</li> <li>Appliance Dimensions(HxWxD): 595 x 594 x 548 mm</li> <li>Min. Cut Out Dimensions(HxWxD): 575 - 597 x 560 - 568 x 550mm</li> </ul>

Oven Black  
Collection  
Catalogue  
2025



Product Code	HBF134EB2K 60 cm   Series 2, Built-in Oven, Black	HBA534EB0K 60 cm   Series 4, Built-in Oven, Black	HIJ557YB0R 60 cm   Series 6, Built-in Oven with Added Steam Function, Black
Performance	5 Heating Methods: <ul style="list-style-type: none"><li>• 3D hotair</li><li>• Gentle hot air</li><li>• Full-width grill</li><li>• Hot air grilling</li><li>• Defrost</li><li>• Energy Efficiency Class: A</li></ul>	7 Heating Methods: <ul style="list-style-type: none"><li>• 3D hotair</li><li>• Bottom heat</li><li>• Conventional heat</li><li>• Gentle hot air</li><li>• Full-width grill</li><li>• Hot air grilling</li><li>• Pizza setting</li><li>• Defrost</li><li>• Energy Efficiency Class: A</li></ul>	8 Heating Methods: <ul style="list-style-type: none"><li>• 3D Hotair</li><li>• Conventional heat</li><li>• Bottom heat</li><li>• Hotair gentle</li><li>• Hot air grilling</li><li>• Full width variable grill</li><li>• Pizza setting</li><li>• Hotair steam</li><li>• Energy Efficiency Class: A</li></ul>
Design	<ul style="list-style-type: none"><li>• LED display control, red</li><li>• Rotary control</li><li>• Pop-out control</li><li>• Electronic clock</li><li>• Cavity inner surface: enamel</li><li>• Extra large capacity oven with grey enamel</li><li>• Number of shelf: t5 pcs</li><li>• One level telescopic shelf, with Stop function</li><li>• Innerdoor main: full glass inner door</li></ul>	<ul style="list-style-type: none"><li>• LED-display control,red</li><li>• Rotary control</li><li>• Pop-out control</li><li>• Electronic clock</li><li>• Extra large capacity oven with grey enamel</li><li>• Cavity inner surface: enamel</li><li>• Number of shelf: 5 pcs</li><li>• One level telescopic shelf, with Stop function</li><li>• Bar handle</li></ul>	<ul style="list-style-type: none"><li>• LED display control, white</li><li>• Rotary control</li><li>• Pop-out control</li><li>• Electronic clock</li><li>• Bar handle</li><li>• Cavity inner surface: enamel</li><li>• Number of shelf: 5 pcs</li><li>• Two levels telescopic shelf rails, standard extension</li><li>• Innerdoor main: full glass inner door</li></ul>
Cleaning Function	<ul style="list-style-type: none"><li>• EcoClean: coating of back panel</li><li>• Catalytic partial</li></ul>	<ul style="list-style-type: none"><li>• EcoClean: coating of back panel</li><li>• Catalytic partial + Hydrolytic</li></ul>	<ul style="list-style-type: none"><li>• EcoClean Direct: coating of back panel, ceiling, side liners</li><li>• EcoClean Direct Program</li><li>• Ecolyse coating all sides</li></ul>
Features	<ul style="list-style-type: none"><li>• Capacity: 66L</li><li>• Temperature Range: 50°C – 270°C</li><li>• Electronic display with clock and cooking time</li><li>• Halogen interior lighting</li><li>• Automatic start</li><li>• Retractable lacquered knobs</li></ul>	<ul style="list-style-type: none"><li>• Capacity: 71L</li><li>• Temperature Range: 50°C – 270°C</li><li>• Electronic display with clock and cooking time</li><li>• Halogen interior lighting</li><li>• Automatic start</li><li>• Retractable lacquered knobs</li><li>• Fast pre-heat</li></ul>	<ul style="list-style-type: none"><li>• Capacity: 66L</li><li>• Temperature Range: 50°C – 270°C</li><li>• Softmove: oven with soft closing and opening</li><li>• Halogen interior lighting</li><li>• Automatic start</li><li>• Automatic programming</li><li>• Heating-up control</li><li>• Fast pre-heat</li><li>• AutoPilot 10</li><li>• AddedSteam function with steam bowl</li></ul>
Safety Function	<ul style="list-style-type: none"><li>• Integral cooling fan</li></ul>	<ul style="list-style-type: none"><li>• Childproof lock</li><li>• Integral cooling fan</li></ul>	<ul style="list-style-type: none"><li>• Childproof lock</li><li>• Integral cooling fan</li><li>• Residual heat indicator</li></ul>
Technical Information	<ul style="list-style-type: none"><li>• Total Connection Rating: 2300 W</li><li>• Total Connected Load: 2.3 KW</li><li>• Voltage: 220-240V</li><li>• Power Frequency: 50Hz-60Hz</li><li>• Cable Length: 1.5m</li><li>• Appliance Dimensions (HxWxD): 595 x 594 x 548mm</li><li>• Min. Cut Out Dimensions (HxWxD): 585 x 560 x 550mm</li></ul>	<ul style="list-style-type: none"><li>• Total Connection Rating: 3400 W</li><li>• Total Connected Load: 3.4 KW</li><li>• Voltage: 220-240V</li><li>• Power Frequency: 50Hz-60Hz/16A</li><li>• Cable Length: 1.2m</li><li>• Appliance Dimensions (HxWxD): 595 x 594 x 548mm</li><li>• Min. Cut Out Dimensions (HxWxD): 575 x 560 x 550mm</li></ul>	<ul style="list-style-type: none"><li>• Total Connection Rating: 3300 W</li><li>• Total Connected Load: 3.3 KW</li><li>• Voltage: 220-240V</li><li>• Power Frequency: 50Hz/16A</li><li>• Cable Length: 1.5m</li><li>• Appliance Dimensions (HxWxD): 595 x 594 x 548mm</li><li>• Min. Cut Out Dimensions (HxWxD): 575 - 597 x 560 - 568 x 550mm</li></ul>

## Oven Black Collection Catalogue 2025



Product Code	<b>HBF011BA1T</b> 60 cm   Series 2, Built-in Oven, Black	<b>HBF512BB1T</b> 60 cm   Series 2, Built-in Oven, Black	<b>HUA736EA0K</b> 60 cm   Series 4, Built-in Oven with Added Steam Function, Black	<b>HJG852YB0K</b> 60 cm   Series 6, Built-in Oven, Black
Performance	4 Heating Methods: <ul style="list-style-type: none"> <li>Conventional heat</li> <li>Bottom heat</li> <li>Full width variable grill</li> <li>Half width variable grill</li> <li>Energy Efficiency Class: A</li> </ul>	7 Heating Methods: <ul style="list-style-type: none"> <li>Conventional heat</li> <li>Bottom heat</li> <li>Full width variable grill</li> <li>Hotair gentle</li> <li>Hot Air</li> <li>Hot air grilling</li> <li>Pizza setting</li> <li>Energy Efficiency Class: A</li> </ul>	8 Heating Methods: <ul style="list-style-type: none"> <li>3D hotair</li> <li>Conventional heat</li> <li>Bottom heat</li> <li>Hotair gentle</li> <li>Hot air grilling</li> <li>Hotair steam</li> <li>Full width grill</li> <li>Air fry</li> </ul>	8 Heating Methods: <ul style="list-style-type: none"> <li>3D hotair</li> <li>Conventional heat</li> <li>Bottom heat</li> <li>Hotair gentle</li> <li>Hot air grilling</li> <li>Pizza setting</li> <li>Full width grill</li> <li>Air fry</li> </ul>
Design	<ul style="list-style-type: none"> <li>Rotary control</li> <li>Number of shelf level: 4 pcs</li> </ul>	<ul style="list-style-type: none"> <li>Rotary Control</li> <li>Pop-out controls</li> <li>Number of shelf level: 4 pcs</li> </ul>	<ul style="list-style-type: none"> <li>LCD display control</li> <li>Rotary control</li> <li>Number of shelf level: 5 pcs</li> </ul>	<ul style="list-style-type: none"> <li>LED-touch control</li> <li>Number of shelf level: 5 pcs</li> </ul>
Features	<ul style="list-style-type: none"> <li>Capacity: 71L</li> <li>Temperature Range: 50°C – 275°C</li> <li>Drop down door</li> <li>Halogen interior light</li> </ul>	<ul style="list-style-type: none"> <li>Capacity: 66L</li> <li>Temperature Range: 50°C – 275°C</li> <li>Drop down door</li> <li>Halogen interior light</li> </ul>	<ul style="list-style-type: none"> <li>Capacity: 76L</li> <li>Temperature Range: 50°C – 275°C</li> <li>Drop down door</li> <li>Halogen interior light</li> <li>Water bowl with a volume of 0.2 l</li> </ul>	<ul style="list-style-type: none"> <li>Capacity: 76L</li> <li>Temperature Range: 50°C – 275°C</li> <li>Drop down door</li> <li>Halogen interior light</li> </ul>
Safety Function	<ul style="list-style-type: none"> <li>Triple glazed door glazed CoolTouch door</li> </ul>	<ul style="list-style-type: none"> <li>Child lock</li> <li>Integral cooling fan</li> </ul>	<ul style="list-style-type: none"> <li>Child lock</li> <li>Residual heat indicator</li> <li>Triple glazed door glazed CoolTouch door</li> </ul>	<ul style="list-style-type: none"> <li>Child lock</li> <li>Start/Stop button</li> <li>Triple glazed door glazed CoolTouch door</li> </ul>
Technical Information	<ul style="list-style-type: none"> <li>Total Connection Rating: 2850 W</li> <li>Total Connected Load: 2.85 KW</li> <li>Voltage: 220-240V</li> <li>Power Frequency: 50-60Hz/16A</li> <li>Cable Length: 1m</li> <li>Appliance Dimensions (HxWxD): 595 x 594 x 548 mm</li> <li>Min. Cut Out Dimensions (HxWxD): 575 - 597 x 560 - 568 x 550mm</li> </ul>	<ul style="list-style-type: none"> <li>Total Connection Rating: 3300 W</li> <li>Total Connected Load: 3.33 KW</li> <li>Voltage: 220-240V</li> <li>Power Frequency: 50-60Hz/16A</li> <li>Cable Length: 1m</li> <li>Appliance Dimensions (HxWxD): 595 x 594 x 548 mm</li> <li>Min. Cut Out Dimensions (HxWxD): 575 - 597 x 560 - 568 x 550mm</li> </ul>	<ul style="list-style-type: none"> <li>Total Connection Rating: 2800 W</li> <li>Total Connected Load: 2.8 KW</li> <li>Voltage: 220-240V</li> <li>Power Frequency: 50-60Hz/16A</li> <li>Cable Length: 1.2m</li> <li>Appliance Dimensions (HxWxD): 595 x 594 x 548mm</li> <li>Min. Cut Out Dimensions (HxWxD): 575 - 597 x 560 - 568 x 550mm</li> </ul>	<ul style="list-style-type: none"> <li>Total Connection Rating: 2900 W</li> <li>Total Connected Load: 2.99 KW</li> <li>Voltage: 220-240V</li> <li>Power Frequency: 50-60Hz/16A</li> <li>Cable Length: 1.2m</li> <li>Appliance Dimensions (HxWxD): 595 x 594 x 548mm</li> <li>Min. Cut Out Dimensions (HxWxD): 575 - 597 x 560 - 568 x 550mm</li> </ul>

Microwave  
Catalogue  
2025



Ovens | 7

Product Code	BEL554MS0 38 cm   Series 6, Built-in Microwave, Stainless Steel	CMA583MS0B 45 cm   Series 6, Built-in Microwave Oven with Hot Air, Stainless Steel
Performance	<p>2 Heating Methods:</p> <ul style="list-style-type: none"><li>• Microwave</li><li>• Grill</li></ul> <p>5 power settings:</p> <ul style="list-style-type: none"><li>• 90 W</li><li>• 180 W</li><li>• 360 W</li><li>• 600 W</li><li>• Boost</li></ul> <p>Grill 1.2 kW</p> <p>Grill and microwave levels:</p> <ul style="list-style-type: none"><li>• 90 W</li><li>• 180 W</li><li>• 360 W</li><li>• Combine</li></ul> <p>Microwave and grill for separate use 4 defrost and 3 cooking programmes in microwave function, 1 programmes for combination function Energy efficiency class: A</p>	<p>5 Heating Methods:</p> <ul style="list-style-type: none"><li>• Microwave</li><li>• Hot air</li><li>• Hot air grilling</li><li>• Full-width grill</li><li>• Pizza setting</li></ul> <p>5 power settings:</p> <ul style="list-style-type: none"><li>• 90 W</li><li>• 180 W</li><li>• 360 W</li><li>• 600 W</li><li>• Boost</li></ul> <p>Grill 1.75 kW</p> <p>Grill and microwave levels:</p> <ul style="list-style-type: none"><li>• 90 W</li><li>• 180 W</li><li>• 360 W</li><li>• Combine</li></ul> <p>Microwave to be used separately or in combination 4 defrost and 3 cooking programmes in microwave function, 8 programmes for combination function Energy efficiency class: A</p>
Design	<ul style="list-style-type: none"><li>• LED display</li><li>• Rotary control</li><li>• Pop-out control</li><li>• Touch control</li><li>• Electronic clock</li><li>• Stainless steel cavity</li></ul>	<ul style="list-style-type: none"><li>• LED display</li><li>• Rotary control</li><li>• Pop-out control</li><li>• Touch control</li><li>• Electronic clock</li><li>• Stainless steel cavity</li></ul>
Cleaning Function	<ul style="list-style-type: none"><li>• CleaningAssistance</li><li>• Hydrolytic</li></ul>	<ul style="list-style-type: none"><li>• CleaningAssistance</li><li>• Hydrolytic</li></ul>
Features	<ul style="list-style-type: none"><li>• Capacity: 25 L</li><li>• Electronic door opener</li><li>• Memory for individual programmes (1 setting)</li><li>• AutoPilot 8: 8 pre-set automatic programmes</li><li>• 31.5cm glass turntable</li></ul>	<ul style="list-style-type: none"><li>• Capacity: 44 L</li><li>• Electronic door opener</li><li>• Fast preheat</li><li>• AutoPilot 15</li><li>• 36cm metal turn table</li></ul>
Safety Function	<ul style="list-style-type: none"><li>• Door contact switch</li><li>• Intergal cooling fan</li></ul>	<ul style="list-style-type: none"><li>• Childproof lock</li><li>• Door contact switch</li><li>• Intergal cooling fan</li></ul>
Technical Information	<ul style="list-style-type: none"><li>• Total Connection Rating: 1450 W</li><li>• Total Connected Load: 1.45 kW</li><li>• Voltage: 220-230V</li><li>• Power Frequency: 50 Hz / 16 A</li><li>• Cable Length: 1.3 m</li><li>• Appliance Dimensions (HxWxD): 382 x 594 x 388 mm</li><li>• Min. Cut Out Dimensions (HxWxD): 208 x 328 x 369 mm</li></ul>	<ul style="list-style-type: none"><li>• Total Connection Rating: 3350 W</li><li>• Total Connected Load: 3.35 kW</li><li>• Voltage: 220-240V</li><li>• Power Frequency: 50 Hz / 16 A</li><li>• Cable Length: 1.5 m</li><li>• Appliance Dimensions (HxWxD): 454 x 594 x 570 mm</li><li>• Min. Cut Out Dimensions (HxWxD): 208 x 328 x 369 mm</li></ul>

# Microwave Catalogue 2025




Product Code	FFL020MS2 44 cm Series 2 Freestanding Microwave, Stainless Steel	FFL023MW0 44 cm Series 2, Freestanding Microwave, White	FEL023MU0 44 cm Series 2, Freestanding Microwave, White	FEL053MS1 49 cm Series 2 Freestanding Microwave, Stainless Steel
Performance	5 power settings <ul style="list-style-type: none"> <li>• 90 W</li> <li>• 180 W</li> <li>• 360 W</li> <li>• 600 W</li> <li>• 800 W</li> </ul>	5 power settings <ul style="list-style-type: none"> <li>• 90 W</li> <li>• 180 W</li> <li>• 360 W</li> <li>• 600 W</li> <li>• 800 W</li> </ul>	5 power settings <ul style="list-style-type: none"> <li>• 90 W</li> <li>• 180 W</li> <li>• 360 W</li> <li>• 600 W</li> <li>• 800 W</li> </ul> Grill 1 KW Microwave and grill for separate use 4 defrost and 3 cooking programmes in microwave function, 1 programmes for combination function	2 Heating Methods: <ul style="list-style-type: none"> <li>• Microwave</li> <li>• Grill</li> </ul> 5 power settings <ul style="list-style-type: none"> <li>• 90 W</li> <li>• 180 W</li> <li>• 360 W</li> <li>• 600 W</li> <li>• 800 W</li> </ul> Grill 1 KW Microwave and grill for separate use 4 defrost and 3 cooking programmes in microwave function, 1 programmes for combination function
Design	<ul style="list-style-type: none"> <li>• Rotary Control</li> </ul>	<ul style="list-style-type: none"> <li>• LED display control</li> <li>• Rotary Control</li> <li>• Electronic clock</li> </ul>	<ul style="list-style-type: none"> <li>• LED display control</li> <li>• Rotary Control</li> <li>• Electronic clock</li> </ul>	<ul style="list-style-type: none"> <li>• LED display control</li> <li>• Rotary control</li> <li>• Pop-out control</li> <li>• Electronic clock</li> </ul>
Cleaning Function	<ul style="list-style-type: none"> <li>• CleaningAssistance</li> </ul>	<ul style="list-style-type: none"> <li>• CleaningAssistance</li> </ul>	<ul style="list-style-type: none"> <li>• CleaningAssistance</li> </ul>	<ul style="list-style-type: none"> <li>• CleaningAssistance</li> </ul>
Features	<ul style="list-style-type: none"> <li>• Capacity: 20 L</li> </ul>	<ul style="list-style-type: none"> <li>• Capacity: 20 L</li> </ul>	<ul style="list-style-type: none"> <li>• Capacity: 20 L</li> <li>• Memory for individual programmes (1 setting)</li> <li>• AutoPilot 8: 8 pre-set automatic programmes</li> </ul>	<ul style="list-style-type: none"> <li>• Capacity: 25 L</li> <li>• Memory for individual programmes (1 setting)</li> <li>• AutoPilot 8: 8 pre-set automatic programmes</li> </ul>
Safety Function	<ul style="list-style-type: none"> <li>• Door Contact Switch</li> <li>• Integral cooling fan</li> </ul>	<ul style="list-style-type: none"> <li>• Child lock</li> <li>• Door Contact Switch</li> <li>• Integral cooling fan</li> </ul>	<ul style="list-style-type: none"> <li>• Child lock</li> <li>• Door Contact Switch</li> <li>• Integral cooling fan</li> </ul>	<ul style="list-style-type: none"> <li>• Child lock</li> <li>• Door Contact Switch</li> <li>• Integral cooling fan</li> </ul>
Technical Information	Total Connection <ul style="list-style-type: none"> <li>• Rating: 1270 W</li> </ul> Total Connected Load: <ul style="list-style-type: none"> <li>• Voltage: 220-230V</li> <li>• Power Frequency: 50 Hz</li> <li>• Cable Length: 1.3 m</li> <li>• Appliances Dimensions (HxWxD): 260 x 442 x 345 mm</li> </ul>	Total Connection <ul style="list-style-type: none"> <li>• Rating: 1270 W</li> </ul> Total Connected Load: <ul style="list-style-type: none"> <li>• Voltage: 220-230V</li> <li>• Power Frequency: 50 Hz</li> <li>• Cable Length: 1.3 m</li> <li>• Appliances Dimensions (HxWxD): 260 x 442 x 345 mm</li> </ul>	Total Connection <ul style="list-style-type: none"> <li>• Rating: 1270 W</li> </ul> Total Connected Load: <ul style="list-style-type: none"> <li>• Voltage: 220-230V</li> <li>• Power Frequency: 50 Hz</li> <li>• Cable Length: 1.3 m</li> <li>• Appliances Dimensions (HxWxD): 260 x 442 x 345 mm</li> </ul>	Total Connection <ul style="list-style-type: none"> <li>• Rating: 1270 W</li> </ul> Total Connected Load: <ul style="list-style-type: none"> <li>• Voltage: 220-230V</li> <li>• Power Frequency: 50 Hz</li> <li>• Cable Length: 1.3 m</li> <li>• Appliances Dimensions (HxWxD): 290 x 495 x 370 mm</li> </ul>





## Hobs



Mixed Hob  
Catalogue 2025



Product Code	PBY6C6B62O 60 cm   Series 2, Mixed Hob (gas and electric), Black
Performance	<ul style="list-style-type: none"><li>Number of gas burners: 3</li><li>Number of electric plates: 1</li></ul>
Design	<ul style="list-style-type: none"><li>Surface colour: elegant black enamel design</li></ul>
Features	<ul style="list-style-type: none"><li>Sword knobs: for an ergonomic control</li><li>Continuous cast-iron finish pan supports</li><li>Precise Temperature Control for Better Cooking Results</li></ul>
Safety Function	<ul style="list-style-type: none"><li>Auto-ignition</li></ul>
Technical Information	<ul style="list-style-type: none"><li>Total Connection Rating: 3500 W</li><li>Cooking Left Front: Rapid burner up to 3 KW (depending on gas type)</li><li>Cooking Left Rear: Standard hotplate up to 1 KW (depending on gas type)</li><li>Cooking Right Rear: Standard burner up to 1.75 KW (depending on gas type)</li><li>Cooking Right Front: Economy burner up to 1 KW (depending on gas type)</li><li>Cable length: 1.5 m</li><li>Min. Worktop Thickness: 20 mm</li><li>Appliance Dimensions (HxWxD): 54 x 580 x 510 mm</li><li>Min. Cut Out Dimensions (HxWxD): 43 x 560 x 480 - 490 mm</li></ul>



Hobs | Induction

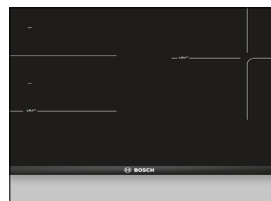

## The best cooking needs just one ingredient: Bosch.

Modern cooking offers so many wonderful new tastes and textures, you need a hob that's flexible enough to keep up.



Hobs | Induction features and functions

## Features and functions for everyday use.



### Safety & Cleaning

#### WipeProtection

Stay in complete cooking control even when you've had a spill or boil-over. Bosch WipeProtection locks the control panel for 20 seconds so you can clean the surface of the control panel easily, without losing your cooking settings.

#### 2-stage residual heat indicators

Provides clear indication of when a zone is still hot after use. Two levels: 'H' means residual heat sufficient to finish off cooking or to keep items warm; 'h' – residual heat insufficient to cook, but zone is still hot enough to advocate caution.

#### Childproof lock

Maximum safety for tiny hands. Lock your hob's control panel and prevent accidental little chefs from 'helping out' and hurting themselves. Enjoy the reassurance of maximum safety for both you and your loved ones.

#### Automatic safety switch-off

Never worry again if you have forgotten to turn off the hob. If you've stopped using it, your Bosch Induction hob will automatically shut down.

### Convenience

#### Dual function timer including automatic switch-off for each zone

Use the independent audible timer to set the length of cooking time or set the cooking zone at a specific temperature (e.g. level 5.5) for up to 99 minutes – ideal for busy households. Once the selected time has been reached, the cooking zone is switched off automatically

#### QuickStart

Start cooking quicker. Bosch QuickStart functionality automatically detects the location of your pot and displays the cooking zone on the control panel. Just select the power level and you're away.

#### ReStart

Things happen quickly in the kitchen – spilling something on the control panel or accidentally switching off the hob, ReStart will store your last selected settings. Those settings can be instantly recalled by simply pressing the main power switch within 4 seconds.

#### Automatic pot detection

Bosch Induction hobs feature automatic pot detection, which recognises the diameter of the cookware and determines the size of the cooking zone accordingly. If the pot is removed, the control panel indicator will flash and remain inactive until the pot is detected.

#### Keep warm

Ideal setting for keeping food warm before serving at the touch of a button.

### Performance

#### DirectSelect Premium

Taking easy to use, intuitive controls to the next level, new DirectSelect Premium gives you complete cooking control with intermediate levels and unsurpassed accuracy.

#### DirectSelect

Enjoy total convenience with DirectSelect. Simply select the required power level from the power settings laid out on the hob, without the need to press +/- repeatedly

#### TouchSelect

With this control panel, you can regulate the desired cooking zone easily. Select your cooking zone and use the +/- keys to choose the power level you need.

#### 17 power levels

Enjoy total control on every recipe with 17 power levels. This function allows cooking zones to be set in increments of 0.5 (eg. 0.5, 1, 1.5, 2...9).

#### PowerBoost – now with even more power!

PowerBoost channels increased power to a selected zone to turbocharge the cooking process. With PowerBoost, you can boil 2 litres of water almost three times faster than on a conventional glass-ceramic hob.

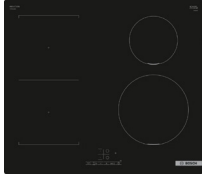
# Induction Hob Catalogue 2025



Product Code	PIB375FB1E 30 cm Series 6, Built-in Domino Induction Hob, Black, Surface Mount with Frame	PMI82560VN 78 cm Series 6, Built-in Induction Hob, Black, Surface Mount without Frame	PPI8256XVN 78 cm Series 8, Built-in Induction Hob, Black, Surface Mount with Frame
Performance	<ul style="list-style-type: none"> <li>Number of induction plates: 2</li> <li>17 power levels: 9 main levels and 8 intermediate levels</li> </ul>	<ul style="list-style-type: none"> <li>Number of induction plates: 2</li> <li>9 power levels</li> </ul>	<ul style="list-style-type: none"> <li>Number of induction plates: 2</li> <li>9 power levels</li> </ul>
Design	<ul style="list-style-type: none"> <li>ComfortProfile: finely bevelled glass (front and back),</li> <li>metal trims (sides and front)</li> </ul>	<ul style="list-style-type: none"> <li>U-bevel: elegant, appealing design with bevelled front and sides.</li> </ul>	<ul style="list-style-type: none"> <li>ComfortProfile: finely bevelled glass (front and back),</li> <li>metal trims (sides and front)</li> </ul>
Features	<ul style="list-style-type: none"> <li>DirectSelect touch control</li> <li>QuickStart Function</li> <li>RestartFunction</li> <li>PowerManagement Function</li> <li>PowerBoost for all zones</li> <li>Count-down timer</li> </ul>	<ul style="list-style-type: none"> <li>DirectSelect touch control</li> <li>PowerBoost</li> </ul>	<ul style="list-style-type: none"> <li>DirectSelect touch control</li> <li>PowerBoost</li> <li>Timer with switch-off function</li> </ul>
Safety Function	<ul style="list-style-type: none"> <li>Childproof lock</li> <li>Safety switch-off</li> </ul>	<ul style="list-style-type: none"> <li>Pan recognition</li> <li>Switch-off timer</li> <li>Residual heat indicator (2 stage)</li> </ul>	<ul style="list-style-type: none"> <li>Pan recognition</li> <li>Safety switch-off</li> <li>Power management function</li> </ul>
Technical Information	<ul style="list-style-type: none"> <li>Total Connection Rating: 3700W</li> <li>Cooking zone front middle: max. 3.7 KW</li> <li>Cooking zone rear middle: max. 2.2 KW</li> <li>Voltage: 220-240V</li> <li>Power Frequency: 50Hz/16A</li> <li>Cable Length: 1.1 m, without plug</li> <li>Min. Worktop Thickness: 16mm</li> <li>Appliance Dimensions (HxWxD): 51 x 306 x 527 mm</li> <li>Min. Cut Out Dimensions (HxWxD): 51 x 270 x 490 - 500 mm</li> </ul>	<ul style="list-style-type: none"> <li>Total Connection Rating: 2800 W</li> <li>Cooking zone left: 1.8 kW power, boost to 3.1 kW</li> <li>Cooking zone right: 1.8 kW power, boost to 3.1 kW</li> <li>Voltage: 220-240 V</li> <li>Power Frequency: 50Hz/16A</li> <li>Cable length: 1.5 m</li> <li>Min. Worktop Thickness: 20 mm</li> <li>Appliance Dimensions (HxWxD): 59 x 700-700 x 400-400 mm</li> <li>Min. Cut Out Dimensions (HxWxD): 59 x 700-700 x 400-400 mm</li> </ul>	<ul style="list-style-type: none"> <li>Total Connection Rating: 2800 W</li> <li>Cooking zone left: 1.8 kW power, boost to 3.1 kW</li> <li>Cooking zone right: 1.8 kW power, boost to 3.1 kW</li> <li>Voltage: 220-240 V</li> <li>Power Frequency: 50Hz/16A</li> <li>Cable length: 1.5 m</li> <li>Min. Worktop Thickness: 20 mm</li> <li>Appliance Dimensions (HxWxD): 65 x 780 x 450 mm</li> <li>Min. Cut Out Dimensions (HxWxD): 59 x 700-700 x 400-400 mm</li> </ul>



# Induction Hob Catalogue 2025



Product Code	PUC61KAA5E 60 cm Series 2, Built-in Induction Hob, Black, Surface Mount without Frame	PWP611BB5E 60 cm Series 4, Induction Hob, Surface Mount without Frame	PVQ731F15E 60 cm Series 6, Built-in Induction Hob, with Integrated Ventilation System, Black, Surface Mount without Frame
Performance	<ul style="list-style-type: none"> <li>Number of induction plates: 3</li> <li>9 power levels</li> </ul>	<ul style="list-style-type: none"> <li>Number of induction plates: 4</li> <li>17 Power Levels for Each Cooking Zone</li> </ul>	<ul style="list-style-type: none"> <li>Number of induction plates: 2 Combi Zones</li> <li>17 power levels: 9 main levels and 8 intermediate levels</li> </ul>
Design	<ul style="list-style-type: none"> <li>Frameless: classy, slightly raised installation without metal trim</li> </ul>	<ul style="list-style-type: none"> <li>Frameless: classy, slightly raised installation without metal trim</li> </ul>	<ul style="list-style-type: none"> <li>Front Bevel: elegant, appealing design with bevelled front</li> </ul>
Features	<ul style="list-style-type: none"> <li>TouchSelect Basic</li> <li>PowerBoost in the rear left zone</li> <li>QuickStart</li> <li>Quick Switch-Off</li> </ul>	<ul style="list-style-type: none"> <li>TouchSelect</li> <li>Power Boost for all zones</li> <li>QuickStart Function</li> <li>Quick Stop</li> <li>Combi Zone</li> </ul>	<ul style="list-style-type: none"> <li>DirectSelect</li> <li>PowerBoost</li> <li>QuickStart</li> <li>Quick Switch-Off</li> <li>Combi Zone</li> <li>Move Mode</li> </ul>
Safety Function	<ul style="list-style-type: none"> <li>Childproof Lock</li> <li>Main Switch</li> <li>Safety time switch-off</li> </ul>	<ul style="list-style-type: none"> <li>Childproof lock</li> <li>Main switch</li> <li>Residual heat indicator (2 stage)</li> <li>Safety switch-off</li> </ul>	<ul style="list-style-type: none"> <li>Childproof lock</li> <li>Main switch</li> <li>Residual heat indicator (2 stage)</li> <li>Safety switch-off</li> </ul>
Technical Information	<ul style="list-style-type: none"> <li>Total Connection Rating: 4600 W</li> <li>Cooking zone rear left: 2.2 KW (max. power 3.1 KW)</li> <li>Cooking zone rear right: 2.2 KW (max. power 3.1 KW)</li> <li>Cooking zone front right: 1.8 KW</li> <li>Voltage: 220-240 V</li> <li>Power Frequency: 50Hz/16A</li> <li>Cable length: 1.1 m</li> <li>Min. Worktop Thickness: 16 mm</li> <li>Appliance Dimensions (HxWxD): 51 x 592 x 522 mm</li> <li>Min. Cut Out Dimensions (HxWxD): 51 x 560 x 490 - 500 mm</li> </ul>	<ul style="list-style-type: none"> <li>Total Connection Rating: 4600 W</li> <li>Cooking zone front left: 1.8 KW (max. power 3 KW)</li> <li>Cooking zone rear left: 1.8 KW (max. power 3 KW)</li> <li>Cooking zone rear right: 1.4 KW (max power 2.2 KW)</li> <li>Cooking zone front right: 2.2 KW (max. power 3 KW)</li> <li>Voltage: 220-240 V</li> <li>Cable length: 1.1 m</li> <li>Power Frequency: 50Hz/16A</li> <li>Min. Worktop Thickness: 16 mm</li> <li>Appliance Dimensions (HxWxD): 51 x 592 x 522 mm</li> <li>Min. Cut Out Dimensions (HxWxD): 51 x 560 x 490-500 mm</li> </ul>	<ul style="list-style-type: none"> <li>Total Connection Rating: 7400 W</li> <li>Cooking zone front left: 2.2 KW (max. power 3.7 KW)</li> <li>Cooking zone rear left: 2.2 KW (max. power 3.7 KW)</li> <li>Cooking zone rear right: 2.2 KW (max power 3.7 KW)</li> <li>Cooking zone front right: 2.2 KW (max. power 3.7 KW)</li> <li>Voltage: 220-240/380-415 V</li> <li>Cable length: 1.1 m</li> <li>Power Frequency: 50Hz/16A</li> <li>Min. Worktop Thickness: 16 mm</li> <li>Appliance Dimensions (HxWxD): 223 x 710 x 522 mm</li> <li>Min. Cut Out Dimensions (HxWxD): 223 x 560-560 x 490-490 mm</li> </ul>

# Range Cooker



Range Cooker  
Catalogue  
2025



Product Code	<b>HSB737357Z</b> Series 6   Dual fuel range cooker, Stainless steel	<b>HSB738357M</b> Series 8   Dual fuel range cooker, Stainless steel
Performance	Number of gas burners: 5 5 Heating Modes: <ul style="list-style-type: none"><li>• Full-surface grill/broiler</li><li>• Defrost</li><li>• Hot air grill</li><li>• Circulating air</li><li>• Top/bottom heat</li></ul>	Number of gas burners: 5 8 Heating Modes: <ul style="list-style-type: none"><li>• Rotisserie</li><li>• Full width grill</li><li>• Hot air</li><li>• Top/bottom heat</li><li>• Conventional heat</li><li>• ECO Hot air grilling</li><li>• Circulating air</li><li>• Hot air &amp; bottom heat</li></ul>
Design	<ul style="list-style-type: none"><li>• Knobs</li><li>• Full glass door</li><li>• Designed to easily slide pots and pans</li></ul>	<ul style="list-style-type: none"><li>• Knobs</li><li>• Full glass door</li><li>• Designed to easily slide pots and pans</li></ul>
Accessories	<ul style="list-style-type: none"><li>• Enamel baking tray</li><li>• Nozzle set for natural gas</li><li>• Cross support for espresso</li><li>• Grill shelf</li><li>• Wok attachment ring</li></ul>	<ul style="list-style-type: none"><li>• Rotary spit</li><li>• Enamel baking tray</li><li>• Nozzle set for natural gas</li><li>• Cross support for espresso</li><li>• Grill shelf</li><li>• Telescopic rack</li></ul>
Features	<ul style="list-style-type: none"><li>• Cavity volume: 112 L</li><li>• Temperature Range: 50°C - 260°C</li><li>• Electronic clock</li><li>• Timer</li></ul>	<ul style="list-style-type: none"><li>• Cavity volume: 112 L</li><li>• Temperature Range: 50°C - 260°C</li><li>• Electronic clock</li><li>• Timer</li></ul>
Safety Function	<ul style="list-style-type: none"><li>• Full safety</li></ul>	<ul style="list-style-type: none"><li>• Full safety</li></ul>
Technical Information	<ul style="list-style-type: none"><li>• Total Connection Rating: 3200 W</li><li>• Voltage: 220-240 V</li><li>• Power Frequency: 50-60 Hz /16 A</li><li>• Cable Length: 1 m</li><li>• Appliance Dimensions (HxWxD): 846 x 898 x 600 mm</li></ul>	<ul style="list-style-type: none"><li>• Total Connection Rating: 3200 W</li><li>• Voltage: 220-240 V</li><li>• Power Frequency: 50-60 Hz /16 A</li><li>• Cable Length: 1 m</li><li>• Appliance Dimensions (HxWxD): 846 x 898 x 600 mm</li></ul>



Cooker hoods





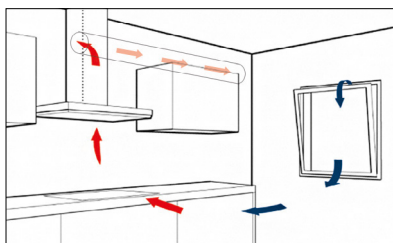
Cooker hoods | Design

## A breath of fresh air in hood design.

The right cooker hood can reduce odours and steam and leave your kitchen feeling fresh and clean. And a Bosch hood will do it all with silent efficiency.

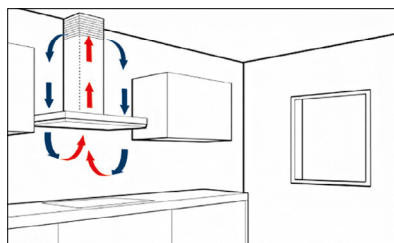






#### Ducted extraction

Ducting out is the most effective method of extraction. Ideally the cooker hood should be sited on an outside wall, or an outside wall can be reached via ducting. Most Bosch extractors are now standardised to facilitate a 150mm diameter outlet for maximum performance, although smaller ducting can be used if required. Please refer to the installation guide for further advice on best practice installation.



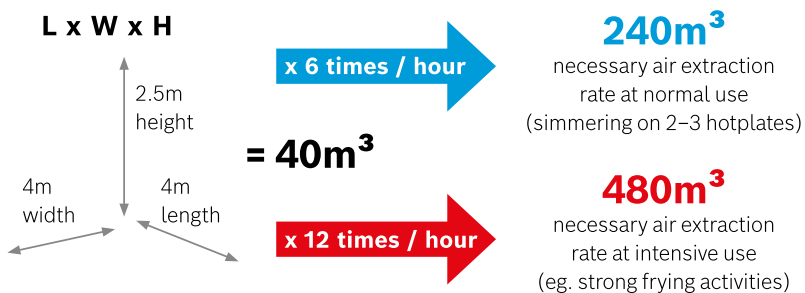
#### Recirculation kit

Odours are extracted and filtered, then purified air is returned to the room. The kit comprises of a carbon filter and all components needed to ensure that odour free air is returned into the kitchen. To maintain performance, the carbon filter should be replaced on a regular basis. A recirculation kit needs to be purchased as a separate accessory.

#### What extraction rate do I need?

It is recommended that air be extracted (or exchanged) in a room depending on your type of cooking; a minimum of 6 times per hour; and a maximum of 12 times per hour.

Air extraction is measured using room volume. This is calculated by multiplying Length x Width x Height.



Bosch extraction rates are tested in line with EU standards. See page 59 for more information.

Cooker hoods | Silence

## Relax in a quieter kitchen with family and friends.

A few decibels can make the difference between harmful, loud and pleasant. Operating at 44dB(A)\*, our quietest cooker hood means you can have it on while listening to music, enjoying a conversation or while your baby rests.

### Silence


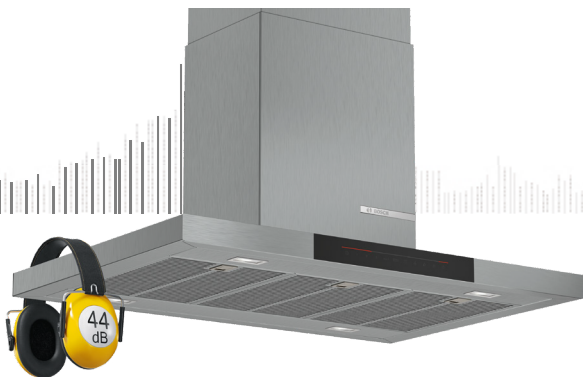
Noise is measured in numeric decibels or dB(A). It is important to note that a few decibels can make a huge difference.

### EcoSilence Drive® motor

The EcoSilence Drive® motor operates without carbon brushes, eliminating the disadvantages of conventional motors. Instead of energy loss, wear and noise, you get efficiency, durability, and smooth operation. To reduce motor noise even further (1dB(A) noise reduction compared to other motors), we have optimised the airflow inside the hood. The result: low noise levels with high power.

Bosch Island hood  
DIB98JQ50B

44dB




30dB Leaves rustling



\*DIB98JQ50B at lowest speed power setting of 44dB (150mm ducted).  
Features may vary depending on models. Please check individual product specifications.

## Cooker hoods | Features and functions

# Features and functions for everyday use.



## Cleaning

### Automatic power revert

When the intensive setting is selected, it can be set to automatically revert to a pre-defined setting after a short period of time.

### LED lighting

The new LED lights offer a longer lifetime and use less energy than conventional halogen lighting. Additional convenience is offered with SoftLight which gently fades lighting in and out with dimmer function.

### Variable power settings

All Bosch cooker hoods feature variable power settings, which can be set to effectively remove odours, smoke and moisture caused by cooking. Many models also feature an intensive extraction setting, which gives an extra boost to the performance when required.

### PerfectAir sensor

PerfectAir continuously monitors the air and automatically adapts the extraction rate to the amount of odour present. At the same time, it reduces the noise level because it only activates the lowest extraction rate necessary.



## Convenience

### Electronic filter saturation indicator


For maximum extraction efficiency, an illuminated light indicates when the filter needs cleaning. For hassle-free cleaning, the one-piece filter can be loaded into your Bosch dishwasher.

### Electronic control

3 power levels + 2 additional intensive settings, automatic run-on, filter saturation indicator, automatic power revert and SoftLight with dimmer function; control at your fingertips.

### Electronic button control

This control provides you with 3 power levels + 1 intensive setting. There's also a push-button for turning the lights on and off. And to make operation even easier, the buttons are back-lit.



## Performance

### Dishwasher-safe metal filters

For easy cleaning, all Bosch filters can be safely loaded into any Bosch dishwasher for sparkling clean results.

### Metal grease filter

Metal grease filters are required for ducted and recirculating systems to filter grease and other solid particles out of the extracted air. To make sure these filters operate at maximum efficiency, they should be cleaned about twice a month.

### Stainless steel filter

The stainless steel filter provides an exceptionally high level of grease absorption. It is concealed behind an elegant stainless steel cover with a stainless steel handle.

### Extraction rates

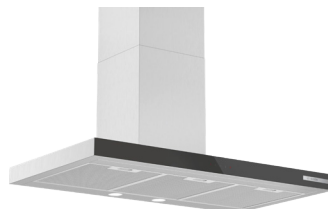
Air extraction is measured using room volume. This is calculated by multiplying Length x Width x Height. Bosch cooker hoods offer powerful maximum extraction rates for when you are cooking up a storm in the kitchen. While the variable power settings allow you to navigate just the extraction power you need for each meal.

## Induction Hob Catalogue 2025



Product Code	DFT63CA61 60 cm Series 2, Telescopic Cooker Hood, Black	DFT93CA61T 90 cm Series 2, Telescopic Cooker Hood, Black
Performance	<ul style="list-style-type: none"> <li>Maximum extraction rate: max. 310 m3/h</li> <li>Ducted or Non-ducted Options</li> <li>Operating sound level: 57-67 dB</li> </ul>	<ul style="list-style-type: none"> <li>Maximum extraction rate: 310 m3/h</li> <li>Suitable for Ducted or Re-circulated Operation</li> <li>Operating sound level: 57-67 dB</li> </ul>
Features	<ul style="list-style-type: none"> <li>3 speeds</li> <li>Black lacquer finishing</li> <li>8W LED warm light</li> </ul>	<ul style="list-style-type: none"> <li>3 speeds</li> <li>Black lacquer finishing</li> <li>8W LED warm light</li> </ul>
Convenience	<ul style="list-style-type: none"> <li>Dishwasher safe metal grease filter with frame</li> <li>Black handle strip</li> <li>Built-in Installation</li> <li>Back pressure flap included</li> </ul>	<ul style="list-style-type: none"> <li>Dishwasher safe metal grease filter with frame</li> <li>Black handle strip</li> <li>Built-in Installation</li> <li>Back pressure flap included</li> </ul>
Technical Information	<ul style="list-style-type: none"> <li>Total Connection Rating: 181 W</li> <li>Voltage: 220-240 V</li> <li>Power Frequency: 50 Hz</li> <li>Cable length: 1.5 m</li> <li>Minimum distance above gas hob: 650 mm</li> <li>Minimum distance above electric hob: 500 mm</li> <li>Dimensions exhaust air (HxWxD): 175 - 175 x 598 x 300 mm</li> <li>Dimensions recirculating installation (HxWxD): 175 - 175 x 598 x 300 mm</li> </ul>	<ul style="list-style-type: none"> <li>Total Connection Rating: 181 W</li> <li>Voltage: 220-240 V</li> <li>Power Frequency: 50 Hz</li> <li>Cable length: 1.5 m</li> <li>Minimum distance above gas hob: 650 mm</li> <li>Minimum distance above electric hob: 500 mm</li> <li>Dimensions exhaust air (HxWxD): 175 -175 x 898 x 300 mm</li> <li>Dimensions recirculating installation (HxWxD): 175 -175 x 898 x 300 mm</li> </ul>

## Induction Hob Catalogue 2025



Product Code	<b>DWB67BK61T 60 cm</b> Series 4, Wall-Mounted Cooker Hood, , Black	<b>DWB97BK61T 90 cm</b> Series 4, Wall-Mounted Cooker Hood, Black
Performance	<ul style="list-style-type: none"> <li>• Maximum extraction rate: 779 m<sup>3</sup>/h</li> <li>• Suitable for Ducted or Re-circulated Operation</li> <li>• Operating sound level: 43 dB</li> </ul>	<ul style="list-style-type: none"> <li>• Maximum extraction rate: 779 m<sup>3</sup>/h</li> <li>• Suitable for Ducted or Re-circulated Operation</li> <li>• Operating sound level: 43 dB</li> </ul>
Features	<ul style="list-style-type: none"> <li>• 3 speeds plus intensive setting</li> <li>• Touch Select Basic Control with Electronic display</li> <li>• LED-Illumination</li> <li>• 2 x 3W led light</li> </ul>	<ul style="list-style-type: none"> <li>• 3 speeds plus intensive setting</li> <li>• Touch Select Basic Control with Electronic display</li> <li>• LED-Illumination</li> <li>• 2 x 3W led light</li> </ul>
Convenience	<ul style="list-style-type: none"> <li>• Metal grease filter, dishwasher safe</li> <li>• Black with glass canopy</li> </ul>	<ul style="list-style-type: none"> <li>• Metal grease filter, dishwasher safe</li> <li>• Black with glass canopy</li> </ul>
Technical Information	<ul style="list-style-type: none"> <li>• Total Connection Rating: 281 W</li> <li>• Voltage: 220-240 V</li> <li>• Power Frequency: 50 Hz</li> <li>• Cable length: 2 m</li> <li>• Minimum distance above gas hob: 650 mm</li> <li>• Minimum distance above electric hob: 430 mm</li> <li>• Dimensions exhaust air (HxWxD): 450 -830 x 598 x 500 mm</li> <li>• Dimensions recirculating installation (HxWxD): 550 -830 x 598 x 500 mm</li> </ul>	<ul style="list-style-type: none"> <li>• Total Connection Rating: 281 W</li> <li>• Voltage: 220-240 V</li> <li>• Power Frequency: 50 Hz</li> <li>• Cable length: 2 m</li> <li>• Minimum distance above gas hob: 650 mm</li> <li>• Minimum distance above electric hob: 430 mm</li> <li>• Dimensions exhaust air (HxWxD): 450 -830 x 598 x 500 mm</li> <li>• Dimensions recirculating installation (HxWxD): 550 -830 x 598 x 500 mm</li> </ul>



## Induction Hob Catalogue 2025



Product Code	<b>DWF65AJ60T 60 cm</b> Series 4, Wall-Mounted Cooker Hood, Clear Glass Black Printed	<b>DWF95AJ60T 90 cm</b> Series 4, Wall-Mounted Cooker Hood, Clear Glass Black Printed
<b>Performance</b>	<ul style="list-style-type: none"> <li>• Maximum extraction rate: 649 m<sup>3</sup>/h</li> <li>• Suitable for Ducted or Re-circulated Operation</li> <li>• Operating sound level: 52 dB</li> </ul>	<ul style="list-style-type: none"> <li>• Maximum extraction rate: 649 m<sup>3</sup>/h</li> <li>• Suitable for Ducted or Re-circulated Operation</li> <li>• Operating sound level: 52 dB</li> </ul>
<b>Features</b>	<ul style="list-style-type: none"> <li>• 3 speeds</li> <li>• Touch Select Basic Control with Electronic display</li> <li>• LED-Illumination</li> <li>• 2 x LED spot 1W</li> </ul>	<ul style="list-style-type: none"> <li>• 3 speeds</li> <li>• Touch Select Basic Control with Electronic display</li> <li>• LED-Illumination</li> <li>• 2 x LED spot 1W</li> </ul>
<b>Convenience</b>	<ul style="list-style-type: none"> <li>• Metal grease filter, dishwasher safe</li> <li>• Black with glass canopy</li> </ul>	<ul style="list-style-type: none"> <li>• Metal grease filter, dishwasher safe</li> <li>• Black with glass canopy</li> </ul>
<b>Technical Information</b>	<ul style="list-style-type: none"> <li>• Total Connection Rating: 252 W</li> <li>• Voltage: 220-240 V</li> <li>• Power Frequency: 50 Hz</li> <li>• Cable length: 1.18 m</li> <li>• Minimum distance above gas hob: 500 mm</li> <li>• Minimum distance above electric hob: 450 mm</li> <li>• Dimensions exhaust air (HxWxD): 850 -1190 x 590 x 308 mm</li> <li>• Dimensions recirculating installation (HxWxD): 965 -1190 x 590 x 308 mm</li> </ul>	<ul style="list-style-type: none"> <li>• Total Connection Rating: 252 W</li> <li>• Voltage: 220-240 V</li> <li>• Power Frequency: 50 Hz</li> <li>• Cable length: 1.18 m</li> <li>• Minimum distance above gas hob: 500 mm</li> <li>• Minimum distance above electric hob: 450 mm</li> <li>• Dimensions exhaust air (HxWxD): 850 -1190 x 890 x 308 mm</li> <li>• Dimensions recirculating installation (HxWxD): 965 -1190 x 890 x 308 mm</li> </ul>

## Cooker Hood Catalogue 2025



Product Code	DWB66BC50 60 cm Series 2, Wall-Mounted Cooker Hood, Stainless Steel	DWB97FM50 90 cm Series 4, Wall-Mounted Cooker Hood, Stainless Steel
Performance	<ul style="list-style-type: none"> <li>Maximum extraction rate: 621 m<sup>3</sup>/h</li> <li>Suitable for Ducted or Re-circulated Operation</li> <li>Operating sound level: 69 dB</li> </ul>	<ul style="list-style-type: none"> <li>Maximum extraction rate: 739 m<sup>3</sup>/h</li> <li>Suitable for Ducted or Re-circulated Operation</li> <li>Operating sound level: 65 dB</li> </ul>
Features	<ul style="list-style-type: none"> <li>Push button control</li> <li>3 speeds via Push button</li> <li>Metal Grease Filter</li> <li>Filters Solid Particles</li> <li>LED Illumination</li> </ul>	<ul style="list-style-type: none"> <li>TouchSelect control</li> <li>3 speeds plus intensive setting</li> <li>Metal Grease Filter</li> <li>Filters Solid Particles</li> <li>LED Illumination</li> <li>Intensive Speed</li> </ul>
Convenience	-	-
Technical Information	<ul style="list-style-type: none"> <li>Voltage: 220-240 V</li> <li>Power Frequency: 50 Hz</li> <li>Cable length: 1.3 m</li> <li>Motor power level: 215 W</li> <li>Minimum distance above gas hob: 650 mm</li> <li>Minimum distance above electric hob: 550 mm</li> <li>Dimensions exhaust air (HxWxD): 635 - 965 x 600 x 500 mm</li> <li>Dimensions recirculating installation (HxWxD): 635 - 1075 x 600 x 500 mm</li> </ul>	<ul style="list-style-type: none"> <li>Voltage: 220-240 V</li> <li>Power Frequency: 50 Hz</li> <li>Cable length: 1.3 m</li> <li>Motor power level: 250 W</li> <li>Minimum distance above gas hob: 650 mm</li> <li>Minimum distance above electric hob: 550 mm</li> <li>Dimensions exhaust air (HxWxD): 635 - 965 x 900 x 500 mm</li> <li>Dimensions recirculating installation (HxWxD): 635 - 1075 x 900 x 500 mm</li> </ul>

## Cooker Hood Catalogue 2025



Product Code	<b>DWBA68J60I 60 cm</b> Series 4, Wall-Mounted Cooker Hood, Matt black	<b>DWBA98J60I 90 cm</b> Series 4, Wall-Mounted Cooker Hood, Matt black
<b>Performance</b>	<ul style="list-style-type: none"> <li>• Maximum extraction rate: 700 m<sup>3</sup>/h</li> <li>• Suitable for Ducted Operation</li> <li>• Operating sound level: 67 dB</li> </ul>	<ul style="list-style-type: none"> <li>• Maximum extraction rate: 700 m<sup>3</sup>/h</li> <li>• Suitable for Ducted Operation</li> <li>• Operating sound level: 67 dB</li> </ul>
<b>Features</b>	<ul style="list-style-type: none"> <li>• TouchSelect control</li> <li>• 3 speeds plus intensive setting</li> <li>• Metal Grease Filter</li> <li>• Filters Solid Particles</li> <li>• LED Illumination</li> <li>• Intensive Speed</li> </ul>	<ul style="list-style-type: none"> <li>• TouchSelect control</li> <li>• 3 speeds plus intensive setting</li> <li>• Metal Grease Filter</li> <li>• Filters Solid Particles</li> <li>• LED Illumination</li> <li>• Intensive Speed</li> </ul>
<b>Convenience</b>	<ul style="list-style-type: none"> <li>• Heating self clean motor technology with self clean reminder</li> <li>• Automatic reset from intensive to normal setting after 10 min</li> </ul>	<ul style="list-style-type: none"> <li>• Heating self clean motor technology with self clean reminder</li> <li>• Automatic reset from intensive to normal setting after 10 min</li> </ul>
<b>Technical Information</b>	<ul style="list-style-type: none"> <li>• Total Connection Rating: 148 W</li> <li>• Voltage: 230 V</li> <li>• Power Frequency: 50 Hz</li> <li>• Cable length: 1.8 m</li> <li>• Motor power level: 148 W</li> <li>• Minimum distance above gas hob: 650 mm</li> <li>• Minimum distance above electric hob: 550 mm</li> <li>• Dimensions of the product, with chimney (if exists) (HxWxD): 527 x 600 x 506 mm</li> </ul>	<ul style="list-style-type: none"> <li>• Total Connection Rating: 148 W</li> <li>• Voltage: 230 V</li> <li>• Power Frequency: 50 Hz</li> <li>• Cable length: 1.8 m</li> <li>• Motor power level: 148 W</li> <li>• Minimum distance above gas hob: 650 mm</li> <li>• Minimum distance above electric hob: 550 mm</li> <li>• Dimensions of the product, with chimney (if exists) (HxWxD): 527 x 900 x 506 mm</li> </ul>

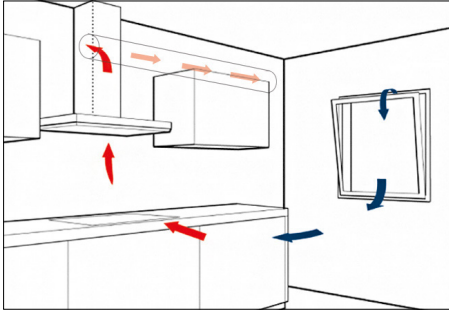
## Cooker Hood Catalogue 2025



Product Code	<b>DWKA68H60I 60 cm</b> Series 4, Wall-Mounted Cooker Hood, Matt black	<b>DWKA98H60I 90 cm</b> Series 4, Wall-Mounted Cooker Hood, Matt black
Performance	<ul style="list-style-type: none"> <li>• Maximum extraction rate: 750 m<sup>3</sup>/h</li> <li>• Suitable for Ducted Operation</li> <li>• Operating sound level: 64 dB</li> </ul>	<ul style="list-style-type: none"> <li>• Maximum extraction rate: 750 m<sup>3</sup>/h</li> <li>• Suitable for Ducted Operation</li> <li>• Operating sound level: 64 dB</li> </ul>
Features	<ul style="list-style-type: none"> <li>• Touch Select Basic Control</li> <li>• 3 speeds plus intensive setting</li> <li>• Metal Grease Filter</li> <li>• Filters Solid Particles</li> <li>• LED Illumination</li> <li>• Intensive Speed</li> </ul>	<ul style="list-style-type: none"> <li>• Touch Select Basic Control</li> <li>• 3 speeds plus intensive setting</li> <li>• Metal Grease Filter</li> <li>• Filters Solid Particles</li> <li>• LED Illumination</li> <li>• Intensive Speed</li> </ul>
Convenience	<ul style="list-style-type: none"> <li>• Heating self clean motor technology with self clean reminder</li> <li>• Automatic reset from intensive to normal setting after 10 min</li> </ul>	<ul style="list-style-type: none"> <li>• Heating self clean motor technology with self clean reminder</li> <li>• Automatic reset from intensive to normal setting after 10 min</li> </ul>
Technical Information	<ul style="list-style-type: none"> <li>• Total Connection Rating: 148 W</li> <li>• Voltage: 230 V</li> <li>• Power Frequency: 50 Hz</li> <li>• Cable length: 1.8 m</li> <li>• Motor power level: 148 W</li> <li>• Minimum distance above gas hob: 650 mm</li> <li>• Minimum distance above electric hob: 550 mm</li> <li>• Dimensions of the product, with chimney (if exists) (HxWxD): 505 x 600 x 415 mm</li> </ul>	<ul style="list-style-type: none"> <li>• Total Connection Rating: 148 W</li> <li>• Voltage: 230 V</li> <li>• Power Frequency: 50 Hz</li> <li>• Cable length: 1.8 m</li> <li>• Motor power level: 148 W</li> <li>• Minimum distance above gas hob: 650 mm</li> <li>• Minimum distance above electric hob: 550 mm</li> <li>• Dimensions of the product, with chimney (if exists) (HxWxD): 505 x 900 x 415 mm</li> </ul>

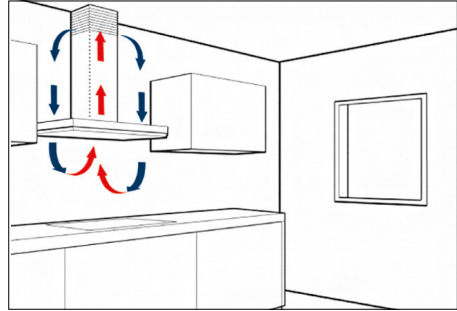
# Cooker hood extraction options.

There are two ways to clean the air in your kitchen: ducting or recirculation. Both methods remove odours effectively. Choose the best extraction option for your kitchen:



## Ducted extraction

- ✓ Ducting is the most effective way to clear the air in your kitchen.
- ✓ A ducted cooker hood directs air from the kitchen to the outside through a metal duct.
- ✓ The rangehood needs to be situated on or close to an outside wall, so the outside can be reached via ducting.

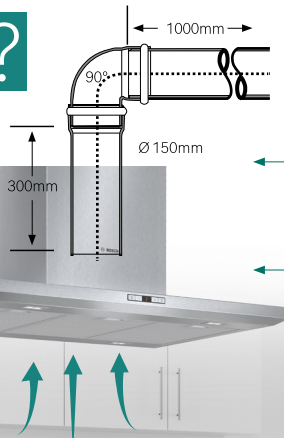


## Recirculation kit

- ✓ Odours are extracted and filtered, through a carbon filter, then purified air is returned to the room.
- ✓ Can be installed anywhere – without the need to install a duct pipe through the wall or ceiling.
- ✓ To maintain performance, the carbon filter needs to be replaced on a regular basis.

## DID YOU KNOW ?

There are different types of air extraction measurements. At Bosch, we adopt a stringent method in accordance with the European measurement standard EN 61591.



### Bosch Air Extraction Measurement

Measurement of net fan power at air outlet above motor in appliance **with connection to ducting system**

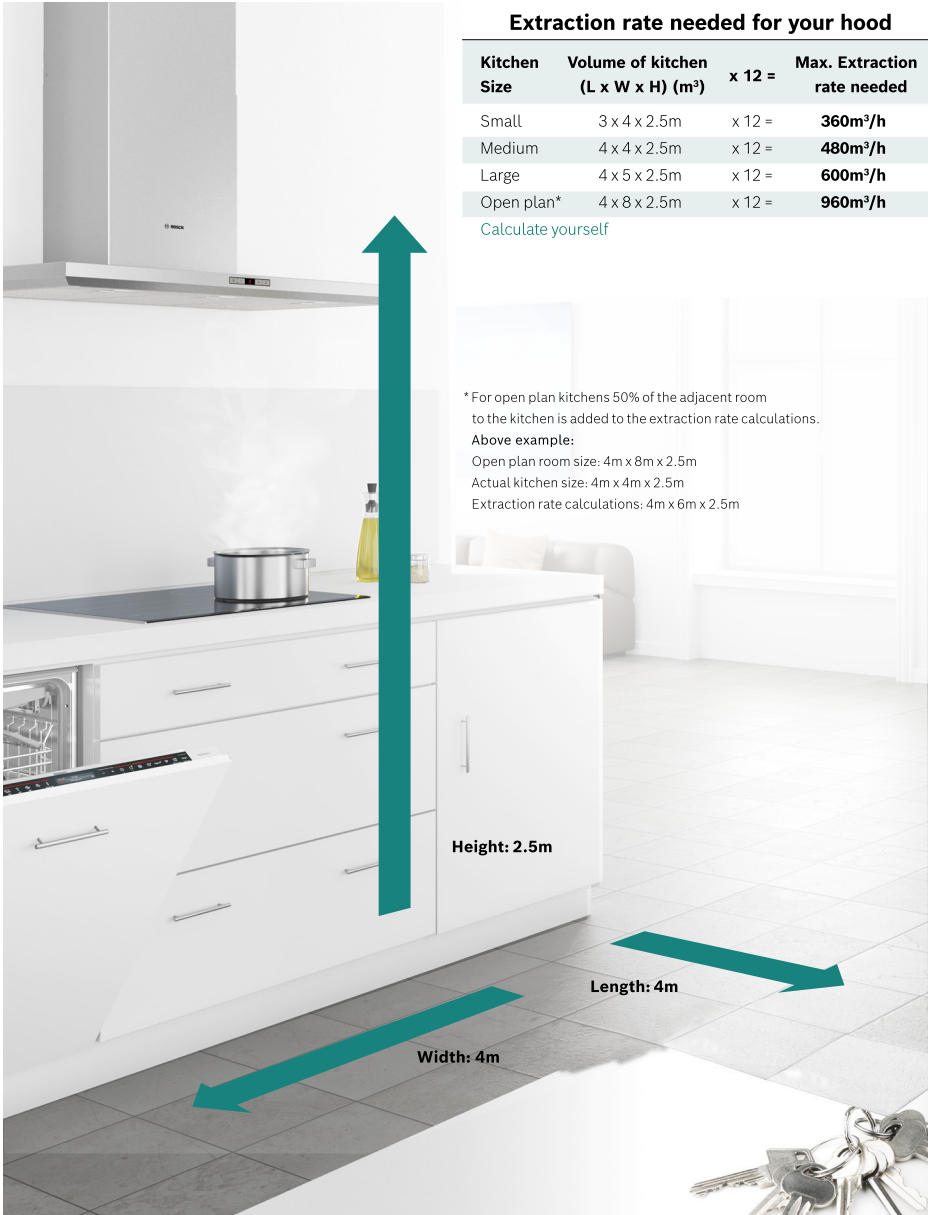
### Other Hood Performance Measurement

Measurement of net fan power at air outlet above motor in appliance **without connection to ducting system**



# Calculate the extraction power you need.

When choosing a cooker hood, always match its air extraction power to the size of your kitchen. An effective cooker hood should be able to replace the air in your kitchen up to 12 times per hour.



**Extraction rate needed for your hood**

Kitchen Size	Volume of kitchen (L x W x H) (m³)	x 12 =	Max. Extraction rate needed
Small	3 x 4 x 2.5m	x 12 =	<b>360m³/h</b>
Medium	4 x 4 x 2.5m	x 12 =	<b>480m³/h</b>
Large	4 x 5 x 2.5m	x 12 =	<b>600m³/h</b>
Open plan*	4 x 8 x 2.5m	x 12 =	<b>960m³/h</b>

Calculate yourself

\* For open plan kitchens 50% of the adjacent room to the kitchen is added to the extraction rate calculations.

**Above example:**  
 Open plan room size: 4m x 8m x 2.5m  
 Actual kitchen size: 4m x 4m x 2.5m  
 Extraction rate calculations: 4m x 6m x 2.5m

Height: 2.5m

Length: 4m

Width: 4m

# Customer service support you can rely on.

Trust Bosch customer service to help you throughout the lifetime of your appliance.



Experts repairs from our qualified engineers with only original spare parts



Create a MyBosch account to register your appliance warranty



Our Customer Call Center is available from Monday to Friday 08.30-17.30, Saturday 08.30-12.30. Closed on Sunday and public holidays.



All Bosch home appliances are produced with maximum care, with high quality materials. We promise it in our 2 year manufacturer's warranty on all appliances

## For service repair and spare parts replacement, please contact:

### Customer Care Line:

Call Center at 08001126724 or 021 30942435

Email: [bshjak.service@bshg.com](mailto:bshjak.service@bshg.com)

### PT. BSH Home Appliances

Arkadia Green Park Tower G floor 7th, Jl. TB Simatupang No.88, Kebagusan, Ps. Minggu, Kota Jakarta Selatan, Daerah Khusus Ibukota Jakarta 12520, Indonesia

[www.bosch-home.co.id](http://www.bosch-home.co.id)

Whilst every care has been taken in the preparation of this publication, Bosch does not warrant the accuracy or completeness of the information in this publication and Bosch reserves the right to alter specifications without notice. To the extent permitted by law, Bosch excludes all liability, including negligence, for any loss incurred in reliance on the contents of this publication.



**PT. BSH Home Appliances**

Arkadia Green Park, Tower G, 7th floor,  
Jl. TB Simatupang No.88, RT.1/RW.1,  
Kebagusan, Ps. Minggu, Jakarta,  
Daerah Khusus Ibukota Jakarta 12520,  
Indonesia

**[www.bosch-home.co.id](http://www.bosch-home.co.id)**