

Invented for life



BOSCH

Your perfect laundry companion.

The Washer and Dryer you can depend on.





Contents

Home Connect

Features & Functions	5 - 6
----------------------	-------

Washing Machines

Features & Functions	7 - 18
Range Information	19 - 22

Dryers

Features & Functions	23 - 27
Range Information	28 - 29
Accessory	30

Washer Dryers

Features & Functions	31
Range Information	32

Bosch - a brand you can trust.



Quality comes from experience.

Each and every Bosch washing machines are subjected to extensive stress tests before they leave the factory. It is only when every component in the washing machines meets our high standards of function, quality and reliability that the Bosch washing machines are ready to perform its most important function at home.



Reliability guaranteed.

We offer a 2-year manufacturer warranty on all our appliances plus a 10-year warranty on our EcoSilence Drive™ motor in all our washing machines and washer dryers. The appliance must be registered with the warranty card or online at

<https://www.bosch-home.com.my/mybosch>



Extensive customer service network.


Our friendly Bosch Customer Care team is on-hand to provide competent, reliable assistance. Before or after purchase, the Bosch team will be happy to advise you on products and their use of special functions.



Home Connect

Connect and control via your smart device.

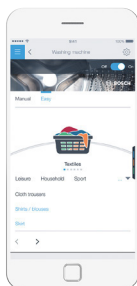
Take a load off cleaning with Home Connect. The Home Connect app allows you to monitor every activity of your Bosch washing machine and dryer from the palm of your hand, no matter where you are.





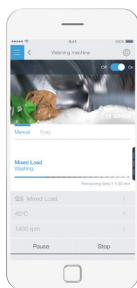
Remote monitoring and control

Use your mobile device to begin and control your laundry. Simply set the start or end time to ensure the laundry is ready when you are. The app will also allow you to monitor the progress of your wash and let you know when it is finished.



Easy Start assistant

Choose the right program every time. Based on fabric type and load size, the Easy Start assistant recommends the best suited program to use. Having the answer at your fingertips saves your time with no more guess work.



Voice Control

With voice control assistants like Alexa or Google Assistant, you can simply ask your washing machine for updates. For example "Alexa, ask Home Connect washing machine when the laundry will be ready". You can even call for the machine to pause so you can reload to add any forgotten item.



Professional washing solutions.

Bosch washing machines boast the very latest technology, offering you maximum washing power, minimum consumption and lots of convenient functions and programmes.

VarioPerfect™ **The Ultimate in Convenience**

Do laundry quickly with the ultimate control over time and money using SpeedPerfect and EcoPerfect.

The unique i-DOS® Intelligent Automatic Dosing System

Automatically measures the precise amount of detergent needed for each load.

Self-cleaning Detergent Drawer

The Self-cleaning Detergent Drawer is automatically cleaned with a vigorous wash action. This saves you the annoying chore of removing leftover detergent after completing the wash cycle.

ActiveWater™

All Bosch washing machines feature an automatic load sensing function that adapts the water consumption to the relevant load size.

Reload Function

The reload function allows additional items of laundry to be added on after the programme has started by pressing the start / reload button easily.





VarioDrum™

The droplet-shaped drum* and asymmetrical paddles rotate your laundry to the centre from different directions for a powerful yet gentle wash.

AquaStop™ Anti-flood Protection

The AquaStop™ system includes a valve that is directly connected to the water tap. Should a leak be detected, the sensor activates and cuts off water supply at the tap connection, which prevents flooding.



AntiVibration™ Design

Our AntiVibration™ design increases stability of the housing and reduces vibrations.

EcoSilence Drive™ Outstanding Performance

Powerful, durable, quiet and efficient. That is the brushless motor that provides better overall washing performance.

Automatic Load Sensing

Automatically detects your load to dispense the right amount of water needed for washing.

Washing Machines | i-DOS

What could be more simple? Fill up once and wash 18 cycles[#].

You can rely on this convenience; fill up once and save every time you wash. Thanks to this unique intelligent automatic dosing, you can fill up once and save on detergent every time you wash.



i-DOS drawer 1

Add up to 0.99 litres of liquid detergent (eg. all-purpose or colour) to this drawer.

i-DOS drawer 2

Add 0.44 litres of liquid detergent or fabric conditioner to this drawer.

Manual dosing

If you prefer, you can continue to dose manually for all programmes, except the automatic ones. This is ideal, for instance, when you wish to use a special detergent, powder or stain remover.

Automatic programme*

All you have to do to obtain perfect washing results is press the start button: with the automatic programme, the necessary amount of detergent is dosed automatically and the wash process optimally adjusted to the demands of the particular wash load.

*Only available in WGG244A0SG & WGG254A0SG

*Based on OMO standard liquid detergent (non-concentrate) - average 50ml dose for a normal load.

i-DOS gets your detergent dosing right for perfect laundry, every time.

Too little or too much detergent? Forget the guesswork. i-DOS prescribes precise dosing amounts to care for all your laundry needs.



Ideal For Sensitive Skin

Just the right amount of detergent is dispensed to ensure residue-free laundry that keeps you free from skin irritation.



Whites Stay White

Automatic dosing ensures all your white or light-coloured clothes will stay brighter for longer.



Colours Stay Colourful

Precise dosing is prescribed to ensure your vibrant fabrics retain their original colour.

This is how i-DOS works:



Each wash is intelligently weighed by the automatic load detection.



Water hardness and detergent concentration is considered.



Using the automatic programme will detect the type of fabrics being washed.



Automatic soil detection assesses how dirty the clothes are.



i-DOS automatically doses the precise amount of detergent for each load.



The amount of water is optimised for each load.



Washing Machines | 4D Wash System



Features may vary depending on models. Please check individual product specifications.



Extra clean laundry even at full load.

The 4D Wash System* adds a new dimension to your wash.

We have developed a highly efficient 4D Wash System which combines the Direct Water Spray with extra Spin Wash for the most efficient use of detergent and water. The Direct Water Spray injects water and detergent centrally and distributes it evenly through the clothing. By generating a laundry tunnel with extra spin, it delivers highly efficient and effective detergent and water fabric penetration. And the result? A spotless wash, even when the drum is fully loaded.



Intensive Plus option

For very heavily soiled garments, you may need an extra boost. Simply select the 4D Wash System Intensive Plus option to intensify the washing cycle for up to 30 minutes extra. There's no challenge too tough for our washing machines.

* Only available in WAX32M40SG



The background image is a close-up, black and white photograph of a washing machine drum. The drum's surface is covered with numerous small, circular perforations. Three specific features are highlighted with white circular callouts and lines pointing to them: 'Wave Pattern' points to a larger, raised oval shape; 'Rounded Edges' points to a smooth, curved edge of a perforation; and 'Side Lifters' points to a series of raised, oval-shaped ridges.

Wave Pattern

Protects fine fabrics by allowing water to flow through freely.

Rounded Edges

Enables gentle washing while removing tough stains.

Side Lifters

Imitates a beating action with a gentle slope for a softer wash on fine fabrics, and a steeper slope to beat away tough stains.

Washing Machines | VarioDrum™

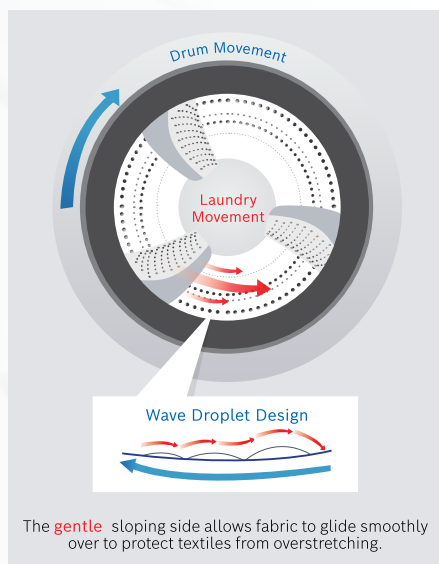
Gentle & thorough wash with VarioDrum™.

The VarioDrum™ caters to all fabrics, taking into consideration the varied Asian climate. In one direction, the flat side of the paddle is extremely soft on fine textiles. If the drum rotates in the opposite direction, the steep side of the paddle ensures intensive cleaning for heavily soiled garments.

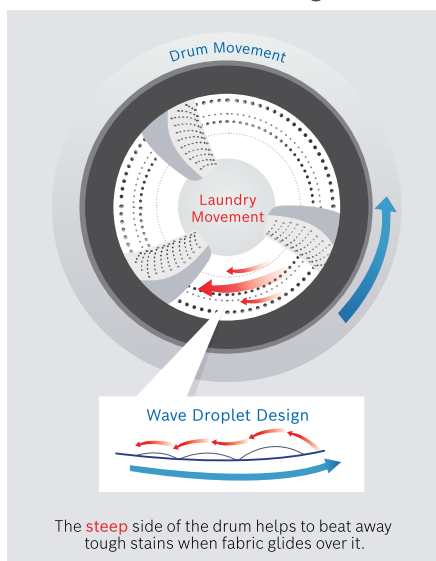
Furthermore, the wave droplets improve cleaning performance by providing additional surface contact with soiled garments in both directions. The spacious drum, optimised for loads of up to 10kg, turns out a perfect wash result, everytime.

Illustration of VarioDrum™ during a wash cycle

Gentle On Fabrics



Tough On Stains



Washing Machines | AntiStain

Our automatic AntiStain feature ensures a thorough, hassle-free wash.

Annoyed with stubborn stains? Fret not. Our AntiStain technology features programmes for easy and effective removal of common stains like blood, butter/oil, tea, grass/soil/clay and cosmetics*.


The washing machine automatically adjusts the temperature, drum movement and soaking time to meet the demand of the relevant stains before your chosen programme starts – get perfectly clean laundry with just a push of a button.



Butter/Oil



Grass/Soil/Clay



*Types of stain removal vary in accordance with washer models.
Features may vary depending on models. Please check individual product specifications.



Blood



Cosmetics

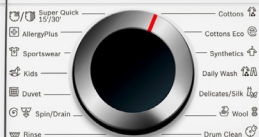


Tea



Off

Serie | 6



8 kg

1200 rpm

AntiStain

Washing Machines | Programmes & Options

Wash Programmes to suit every need.

Be it your new jeans, woolen garments, or favourite party dress, Bosch offers a number of special programmes to provide the ultimate in garment care and convenience.



Easy Iron Option

Clothes are tumbled gently during the normal program spin cycle and then at the end of the spin phase. This keeps laundry fluffy and tangle-free for reduced creasing and easy ironing.

Features may vary depending on models. Please check individual product specifications.

* 99.99% bacterial reduction as tested by TÜV SÜD PSB Singapore on 16 Oct 2019 on 'AllergyPlus' wash programme at 60°C for a recommended load of 4kg.



AllergyPlus

Reduces exposure to allergens that irritate sensitive skin by 99.99%^, through prolonging the maximum wash temperature, increasing the water level and adding an extra rinse to the wash cycle.

Automatic Programmes

2 automatic programmes which offer the ultimate in convenience: just press the button to automatically adjust the wash programme and dosing to the type of washing, load size and degree of soiling for perfect washing and rinsing results.

Mix / Daily Wash

Designed to wash mixed loads of cottons and synthetic fabrics.

Duvet Programme

Machine-washable items stuffed with synthetic fibers, such as pillows, quilts and bedspreads; also suitable for items stuffed with down.

SuperQuick 15' / 30'

Short wash programme of approximately 15 / 30 minutes for up to 2 / 3.5kg of lightly soiled washing. Packing in a wash, two rinse cycles and improved rinse spinning, this is one of the shortest complete wash programmes in the market.

Cottons Eco

For even greater efficiency, Bosch has developed a program for the resource-savvy. On selected models, the Cottons Eco wash program offers an initial 60 minutes wash cycle before the first rinse. Ideal for light-to-medium soiled garments, a longer wash reduces resource consumption, while still providing impressive wash results.

Kids

A thorough wash that removes unseen allergens, germs or dust mites that cling onto children's clothes, nappies and soft toys. An extra rinse follows to remove any traces of harmful detergent.

Delicate / Silk Programme

Suitable for silks, delicate viscose and synthetic items. The standard wash temperature is preselected at 30°C and depending on the fabric wash instructions, may be increased to 40°C or reduced to a cold wash to provide an accurate temperature controlled washing environment.

Wool Programme

Tailored to give the optimum treatment of wool garments. It offers a gentle wash action at a optimum temperature of 30°C. The gentle spin at the end of the cycle is short yet effective, extracting water gently from the woolen garments allowing them to retain their shape.

Washing Machines | Front Load Range Information



AntiStain

Series 4 | WAJ20180SG Front Load Washer

Capacity	<ul style="list-style-type: none">• 8kg Capacity
Design	<ul style="list-style-type: none">• LED display with TouchControl buttons for programme options and Start/Reload• LED programme progress display
Performance	<ul style="list-style-type: none">• 400 - 1000rpm variable spin speed• EcoSilence Drive™• AntiVibration™ Design• VarioDrum™• ActiveWater™ Plus
Programmes	<ul style="list-style-type: none">• Cottons 20°C, Cottons 40°C, Cottons Eco 40°C, Prewash 40°C, Cottons 60°C, Cottons Eco 60°C, Cottons 90°C, AllergyPlus 60°C, Daily Wash 40°C, Wool 30°C, Delicates/Silk 30°C, SuperQuick 15'/30' 30°C, Duvet 40°C, Rinse, Spin/Drain• Options: Spin Speed, Finished In, SpeedPerfect
Safety	<ul style="list-style-type: none">• Multiple Water Protection• Foam detection system to remove excessive foam• Child Lock
Convenience	<ul style="list-style-type: none">• Self-cleaning detergent drawer• End time delay (24 hrs)• Time remain indicator• Audible end-of-cycle signal
Dimensions	<ul style="list-style-type: none">• Product dimensions (H x W x D): 848 x 598 x 590 mm

Series 6 | WGG234E0SG Front Load Washer

Capacity	<ul style="list-style-type: none">• 8kg Capacity
Design	<ul style="list-style-type: none">• LED display with TouchControl buttons for programme options and Start/Reload• LED programme progress display
Performance	<ul style="list-style-type: none">• 400 - 1200rpm variable spin speed• EcoSilence Drive™• AntiStain Programme• AntiVibration™ Design• VarioDrum™• ActiveWater™ Plus
Programmes	<ul style="list-style-type: none">• Cottons, Cottons Eco, Synthetics, Daily Wash, Delicates/Silk, Wool, Duvet, Kids, Sportswear, AllergyPlus, SuperQuick 15'/30', Drum Clean (with reminder), Rinse, Spin/Drain• Options: Temperature, Spin Speed, Finished In, SpeedPerfect, AntiStain (Tea, Oil, Blood & Cosmetics), Pre-treatment (Prewash & Soak), Rinse Plus, Easy Iron
Safety	<ul style="list-style-type: none">• Multiple Water Protection• Foam detection system to remove excessive foam• Child Lock
Convenience	<ul style="list-style-type: none">• Self-cleaning detergent drawer• End time delay (24 hrs)• Time remain indicator• Audible end-of-cycle signal
Dimensions	<ul style="list-style-type: none">• Product dimensions (H x W x D): 848 x 598 x 590 mm



Series 8 | WAW28440SG Front Load Washer

Capacity	• 8kg Capacity
Design	<ul style="list-style-type: none"> • LED display with TouchControl buttons for programme options and Start/Reload • LED programme progress display
Performance	<ul style="list-style-type: none"> • 400 - 1400rpm variable spin speed • EcoSilence Drive™ • VarioPerfect™ • AntiVibration™ Design • VarioDrum™ • ActiveWater™ Plus
Programmes	<ul style="list-style-type: none"> • Cottons, + Prewash ; Synthetics, + Prewash ; Mix, Delicate/Silk, Wool, SuperQuick 15', AllergyPlus, Sportswear, Duvet, Shirts/Blouses, Drain, Rinse/Spin • Options: Temperature, Spin Speed, Finished In, SpeedPerfect, EcoPerfect, Easy Iron, Rinse Plus
Safety	<ul style="list-style-type: none"> • AquaStop™ • Foam detection system to remove excessive foam • Child Lock
Convenience	<ul style="list-style-type: none"> • Self-cleaning detergent drawer • End time delay (24 hrs) • Time remain indicator • Audible end-of-cycle signal
Dimensions	• Product dimensions (H x W x D): 848 x 598 x 590 mm

Series 6 | WAT28482SG Front Load Washer

Capacity	• 9kg Capacity
Design	<ul style="list-style-type: none"> • LED display with TouchControl buttons for programme options and Start/Reload • LED programme progress display
Performance	<ul style="list-style-type: none"> • 400 - 1400rpm variable spin speed • EcoSilence Drive™ • ExpressWash • AntiVibration™ Design • VarioDrum™ • ActiveWater™ Plus
Programmes	<ul style="list-style-type: none"> • Cottons, Cottons Eco, Synthetics, Wool, SuperQuick 15'/30', Daily Wash, Delicates/Silk, Jeans/Dark Laundry, Sportswear, Freshen Up, Shirts/Blouses, AllergyPlus, Drum Clean, Rinse, Spin/Drain • Options: Temperature, Spin Speed, Finished In, SpeedPerfect, EcoPerfect, Easy Iron, Water Plus
Safety	<ul style="list-style-type: none"> • Multiple Water Protection • Foam detection system to remove excessive foam • Child Lock
Convenience	<ul style="list-style-type: none"> • Self-cleaning detergent drawer • End time delay (24 hrs) • Time remain indicator • Audible end-of-cycle signal
Dimensions	• Product dimensions (H x W x D): 848 x 598 x 590 mm

Washing Machines | Front Load Range Information



Series 6 | WGG244A0SG Front Load Washer

Capacity	<ul style="list-style-type: none">• 9kg Capacity
Design	<ul style="list-style-type: none">• LED display with TouchControl buttons for programme options and Start/Reload• LED programme progress display
Performance	<ul style="list-style-type: none">• 400 - 1400rpm variable spin speed• EcoSilence Drive™• i-DOS Automatic Dosing System• AntiVibration™ Design• VarioDrum™• ActiveWater™ Plus
Programmes	<ul style="list-style-type: none">• Cottons, Cottons Eco, Synthetics, Daily Wash, Delicates/Silk, Wool, Duvet, Sportswear, AllergyPlus, SuperQuick 15'/30', Automatic 40°C, Drum Clean (with reminder), Rinse, Spin/Drain• Options: i-DOS, Temperature, Spin Speed, Finished In, SpeedPerfect, Prewash, Rinse Plus, Easy Iron
Safety	<ul style="list-style-type: none">• Multiple Water Protection• Foam detection system to remove excessive foam• Child Lock
Convenience	<ul style="list-style-type: none">• Self-cleaning detergent drawer• End time delay (24 hrs)• Time remain indicator• Audible end-of-cycle signal
Dimensions	<ul style="list-style-type: none">• Product dimensions (H x W x D): 848 x 598 x 590 mm

Series 6 | WGG254A0SG Front Load Washer

Capacity	<ul style="list-style-type: none">• 10kg Capacity
Design	<ul style="list-style-type: none">• LED display with TouchControl buttons for programme options and Start/Reload• LED programme progress display
Performance	<ul style="list-style-type: none">• 400 - 1400rpm variable spin speed• EcoSilence Drive™• i-DOS Automatic Dosing System• AntiVibration™ Design• VarioDrum™• ActiveWater™ Plus
Programmes	<ul style="list-style-type: none">• Cottons, Cottons Eco, Synthetics, Daily Wash, Delicates/Silk, Wool, Duvet, Sportswear, AllergyPlus, SuperQuick 15'/30', Automatic 40°C, Drum Clean (with reminder), Rinse, Spin/Drain• Options: i-DOS, Temperature, Spin Speed, Finished In, SpeedPerfect, Prewash, Rinse Plus, Easy Iron
Safety	<ul style="list-style-type: none">• Multiple Water Protection• Foam detection system to remove excessive foam• Child Lock
Convenience	<ul style="list-style-type: none">• Self-cleaning detergent drawer• End time delay (24 hrs)• Time remain indicator• Audible end-of-cycle signal
Dimensions	<ul style="list-style-type: none">• Product dimensions (H x W x D): 848 x 598 x 590 mm



AntiStain



Series 8 | WAX32M40SG
Front Load Washer

Capacity	<ul style="list-style-type: none">• 10kg Capacity
Design	<ul style="list-style-type: none">• LED display with TouchControl buttons for programme options and Start/Reload• LED programme progress display• Drum interior light
Performance	<ul style="list-style-type: none">• 400 - 1600rpm variable spin speed• EcoSilence Drive™• AntiStain programme• 4D Wash System - efficient detergent and water fabric penetration for perfectly clean laundry even at full load• AntiVibration™ Design• VarioDrum™• ActiveWater™ Plus• Home Connect
Programmes	<ul style="list-style-type: none">• Cottons, Cottons Eco, Synthetics, Daily Wash, Delicates/Silk, Wool, Duvet, Shirts/Blouses, SuperQuick 15'/30', AllergyPlus, Express Clean 59', Drum Clean (with reminder), Rinse, Spin/Drain• Options: Temperature, Spin Speed, Finished In, AntiStain (Oil, Blood, Red Wine, Grass), SpeedPerfect, Intensive Plus, Prewash, Rinse Plus, Remote Start Ready
Safety	<ul style="list-style-type: none">• AquaStop™• Foam detection system to remove excessive foam• Child Lock
Convenience	<ul style="list-style-type: none">• Self-cleaning detergent drawer• End time delay (24 hrs)• Time remain indicator• Audible end-of-cycle signal
Dimensions	<ul style="list-style-type: none">• Product dimensions (H x W x D): 848 x 598 x 590 mm

Dryers | Types of Dryers

Bosch Dryers perfect your drying solutions.

The Bosch heat pump and condenser dryers bring you more benefits than you realise.

Save yourself from waiting for your clothes to dry under the sun. Unpredictable weather in the open may allow pollutants to contaminate them. Enjoy your clothing in softer and greater comfort state with Bosch dryers now.



Choosing a dryer.

	Heat pump dryers	Condenser dryers
		
Energy Efficient	✓✓✓	✓✓
Consider	Typically use less than half the energy per load compared to a non heat pump dryer	Your laundry area will be cooler as the dryer uses an internal heat exchanger to cool the air and condense the water vapour into either a drain pipe or a collection tank

Dryers | Features

We take the chore out of laundry.

As No.1 washing machine manufacturer, you can rest assured that when it comes to laundry, we've thought of everything to make sure you get the best drying results.

Stainless Steel Drum

Bosch dryers come with high quality stainless steel drum which is corrosion-resistant, ensuring long-term performance.

AutoClean

With AutoClean technology, the lint and fluff will automatically be flushed and safely stored after every cycle, giving you peace of mind and efficient running. The machine will remind you to empty it after 20 cycles.

Sensitive Drying System

Gentle drying for every kind of fabric. With the Sensitive Drying System, your laundry is penetrated by a constant flow of gentle air from all sides. The unique SoftFlow® paddles rotate individual garments to take the rough out of the tumble. The result is soft and fluffy laundry without creases or wrinkling.

ActiveAir Technology

ActiveAir dryers are one of the most economical dryers on the market. The heat pump technology is designed to work without conventional heating. The air used for drying is heated by the heat pump and the existing heat is reused efficiently during the entire drying process.

* Image for illustration purpose only.
Features may vary depending on models. Please check individual product specifications.

Anti-crease Cycle

Bosch dryers feature an anti-crease programme to reduce the burden of ironing. A gentle drum action automatically separates and smoothens your garments for up to 120 minutes to keep them wrinkle-free and ready-to-go.



AutoDry

Throughout the drying cycle, built-in electronic sensors monitor moisture levels and temperature differences to prevent overheating and stop automatically once your garments reach the desired level of dryness. This ensures your garments are treated with maximum care with no excess energy consumption.

Dryers | Programmes & Options

Dryer Programmes to suit every need.

Timed Programme Cold

Suitable for all types of fabrics. For freshening up or airing items of laundry that have been worn for long.

Timed Programme Warm

Timed programme for all types of fabric except for wool and silk. Dry laundry that is still slightly damp or has already been pre-dried. It is also suitable for the subsequent drying of multi-layered, thick laundry that does not dry readily.

Shirt / Blouses

Suitable for non-iron shirts or blouses made of cotton, linen, synthetic fibres or blended fabrics.

Easy Iron Option

The reduced ironing feature with 2 setting options helps tackle creasing and extends the anti-creasing phase once the programme has ended.

Duvet

Suitable for fabrics, pillows, bedspreads filled with synthetic fibres. Dry large items individually. Observe the care label.

Down Wear

Suitable for fabrics, pillows, bedspreads or eiderdowns filled with down. Dry large items individually.

Sportswear

Suitable for weather proof and outdoor clothing with a membrane coating and water-repellent fabrics.

SuperQuick 40'

The SuperQuick 40 minutes option is designed for washing to be dried quickly – maximum 2kg load. Specifically for synthetic fabrics, cotton and blended fabrics.



Dryers | Range Information



Series 4 WTN84201MY Vented Dryer		Series 4 WTB86201SG Condenser Dryer	
Capacity	<ul style="list-style-type: none"> • 8kg Capacity 	Capacity	<ul style="list-style-type: none"> • 8kg Capacity
Design	<ul style="list-style-type: none"> • LED display with TouchControl for programme options and Start/Pause • LED programme progress display 	Design	<ul style="list-style-type: none"> • LED display with TouchControl for programme options and Start/Pause • LED programme progress display • Drum interior light
Performance	<ul style="list-style-type: none"> • AutoDry sensor drying • Sensitive Drying System • Automatic Anti-crease Cycle (60 min.) • AntiVibration™ Design 	Performance	<ul style="list-style-type: none"> • AutoDry sensor drying • Sensitive Drying System • Automatic Anti-crease Cycle (Up to 120 min.) • AntiVibration™ Design
Programmes	<ul style="list-style-type: none"> • 15 programmes: Cottons - Cupboard Extra Dry, Cupboard Dry, Iron Dry; Sportswear, AllergyPlus, Mix, Timed Program Warm, Timed Program Cold, Wool Finish, Down Wear, SuperQuick 40', Shirts/Blouses 15'; Synthetics - Cupboard Extra Dry, Cupboard Dry, Iron Dry • Options: Fine Adjust, Drying Time, Finished in, Easy Iron, Low Heat 	Programmes	<ul style="list-style-type: none"> • 15 programmes: Cottons - Cupboard Extra Dry, Cupboard Dry, Iron Dry; Sportswear, AllergyPlus, Mix, Timed Program Warm, Timed Program Cold, Wool Finish, Down, SuperQuick 40', Shirts 15'; Easy Care - Cupboard Extra Dry, Cupboard Dry, Iron Dry • Options: Dryness Adjust, Drying Time, Finished in, Less Ironing, Low Heat
Safety & Convenience	<ul style="list-style-type: none"> • LED warning indicator for fluff filter and condensed water container • End time delay (24 hrs) • Time remain indicator • Audible end-of-cycle signal • Child Lock 	Safety & Convenience	<ul style="list-style-type: none"> • LED warning indicator for fluff filter and condensed water container • End time delay (24 hrs) • Time remain indicator • Audible end-of-cycle signal • Child Lock
Technical Information	<ul style="list-style-type: none"> • Annual energy consumption: 560 kWh* • Noise level drying: 65 dB 	Technical Information	<ul style="list-style-type: none"> • Annual energy consumption: 560 kWh* • Noise level drying: 65 dB
Accessory	<ul style="list-style-type: none"> • Optional: WTZ11400 (Stacking kit with pull out shelf) 	Accessory	<ul style="list-style-type: none"> • Optional: WTZ11400 (Stacking kit with pull out shelf)
Dimensions	<ul style="list-style-type: none"> • Product dimensions (H x W x D): 842 x 598 x 599 mm 	Dimensions	<ul style="list-style-type: none"> • Product dimensions (H x W x D): 842 x 598 x 599 mm

*Based on 160 drying cycles of the standard cotton programme at full and partial load, and the consumption of the low-power modes. Actual energy consumption per cycle will depend on how the appliance is used.

Dryers | Range Information



A++



A++

CONTROL BY
Home Connect

Series 4 WTR85V00SG Heat Pump Condenser Dryer		Series 8 WTX87MH0SG Heat Pump Condenser Dryer	
Capacity	• 8kg Capacity	Capacity	• 9kg Capacity
Design	<ul style="list-style-type: none">• LED display with TouchControl for programme options and Start/Pause• LED programme progress display	Design	<ul style="list-style-type: none">• LED display with TouchControl buttons for programme options and Start/Pause• LED programme progress display• Drum interior light
Performance	<ul style="list-style-type: none">• ActiveAir technology• AutoDry sensor drying• Sensitive Drying System• Automatic anti-crease cycle (60 min.)• AntiVibration™ Design	Performance	<ul style="list-style-type: none">• ActiveAir technology• AutoClean• AutoDry sensor drying• Sensitive Drying System• Automatic anti-crease cycle (Up to 120 min.)• AntiVibration™ Design• Home Connect
Programmes	<ul style="list-style-type: none">• 15 programmes: Cottons - Cupboard Extra Dry, Cupboard Dry, Iron Dry ; Sportswear, Towels, Mix, Timed Program Warm, Timed Program Cold, Wool Finish, Down Wear, SuperQuick 40' Shirts/Blouses; Synthetics - Cupboard Extra Dry, Cupboard Dry, Iron Dry• Options: Fine Adjust, Drying Time, Finished In, Easy Iron, Low Heat	Programmes	<ul style="list-style-type: none">• 14 programmes: Cottons, Synthetics, Mix, Delicates, Wool Finish, Timed Program Warm, Smart Dry Ready, AllergyPlus, SuperQuick 40', Towels, Sportswear, Down Wear, Duvet, Shirts/Blouses• Options: Drying Target, Fine Adjust, Finished In, End Signal, Easy Iron 60', Easy Iron 120', Low Heat, Remote Start Ready
Safety & Convenience	<ul style="list-style-type: none">• LED warning indicator for fluff filter and condensed water container• End time delay (24 hrs)• Time remain indicator• Audible end-of-cycle signal• Child Lock	Safety & Convenience	<ul style="list-style-type: none">• LED warning indicator for fluff filter and condensed water container• End time delay (24 hrs)• Time remain indicator• Audible end-of-cycle signal• Child Lock
Technical Information	<ul style="list-style-type: none">• Annual energy consumption: 235 kWh*• Noise level drying: 65 dB	Technical Information	<ul style="list-style-type: none">• Annual energy consumption: 259 kWh*• Noise level drying: 62 dB
Accessory	<ul style="list-style-type: none">• Optional: WTZ27400 (Stacking kit with pull out shelf)	Accessory	<ul style="list-style-type: none">• Optional: WTZ27400 (Stacking kit with pull out shelf)
Dimensions	<ul style="list-style-type: none">• Product dimensions (H x W x D): 842 x 598 x 599 mm	Dimensions	<ul style="list-style-type: none">• Product dimensions (H x W x D): 842 x 598 x 599 mm

*Based on 160 drying cycles of the standard cotton programme at full and partial load, and the consumption of the low-power modes.
Actual energy consumption per cycle will depend on how the appliance is used.

Save space by stacking.

By stacking your dryer on top of your front load washing machine, the footprint in the laundry is only approx. 0.34m². Both can be stacked together with the aid of a stacking kit.

Stacking kits anchor the machine together to ensure stability and ease of use.



Shelf holds up to 16kg

Laundry stacking kits

WTZ27400 Stacking kit with pull out shelf for WTR85V00SG and WTX87MH0SG.

WTZ11400 Stacking kit with pull out shelf for WTB86201SG and WTN84201MY.

Washer Dryers

Wash up to 10kg, or wash and dry up to 6kg... one load in one go.

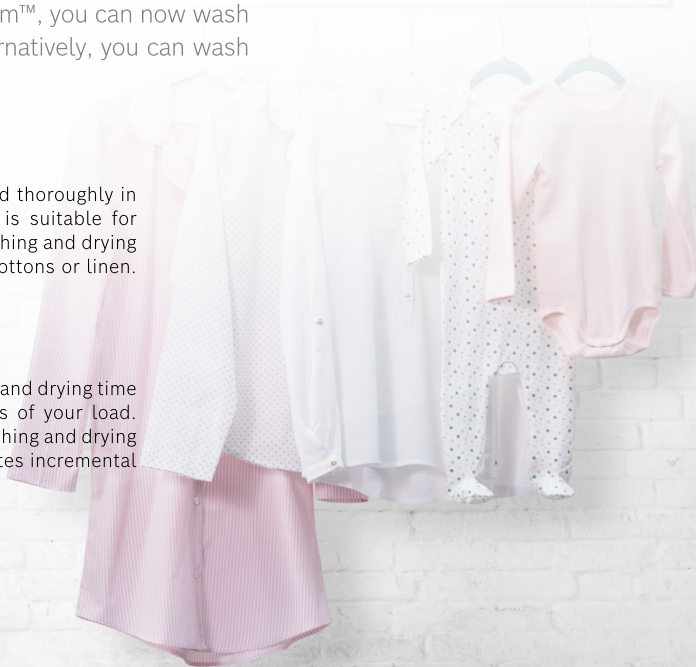
Thanks to the 70L VarioDrum™, you can now wash up to 10kg of laundry. Alternatively, you can wash and dry up to 6kg in one go.

Wash & Dry 60 minutes

Now you can wash and dry a load thoroughly in just one hour. This programme is suitable for lightly soiled clothes and for washing and drying heat resistant textiles, such as cottons or linen. Maximum load 1kg.

MyTime

You can now define your washing and drying time depending on the specific needs of your load. You can adjust or prolong the washing and drying time from 20 minutes in 10 minutes incremental steps up to 120 minutes.



Washer Dryer | Range Information


AntiStain

Series 4 | WNA14400SG Front Load Washer / Dryer

Capacity	• 9kg Wash / 6kg Dry Capacity
Design	<ul style="list-style-type: none"> • LED display with TouchControl buttons for programme options and Start/Reload • LED programme progress display
Performance	<ul style="list-style-type: none"> • 400 - 1400 rpm variable spin speed • EcoSilence Drive™ • VarioPerfect™ • AntiVibration™ Design • VarioDrum™ • ActiveWater™
Programmes	<ul style="list-style-type: none"> • Cottons, Daily Wash, Delicates/Silk, Wool, Down Wear, AllergyPlus, Hygiene Care, Outdoor/Waterproofing, Drum Clean, Rinse, Spin, SuperQuick 15', Wash & Dry 60', Intensive Dry, Gentle Dry • Options: Temperature, Spin Speed, Finished in, SpeedPerfect, EcoPerfect, Rinse Plus, Dry
Safety	<ul style="list-style-type: none"> • Multiple Water Protection • Foam detection system to remove excessive foam • Child Lock
Convenience	<ul style="list-style-type: none"> • Self-cleaning detergent drawer • End time delay (24 hrs) • Time remain indicator • Audible end-of-cycle signal
Dimensions	• Product dimensions (H x W x D): 848 x 598 x 590 mm

Series 6 | WNA254U0SG Front Load Washer / Dryer

Capacity	• 10kg Wash / 6kg Dry Capacity
Design	<ul style="list-style-type: none"> • LED display with TouchControl buttons for programme options and Start/Reload • LED programme progress display
Performance	<ul style="list-style-type: none"> • 400 - 1400rpm variable spin speed • EcoSilence Drive™ • AntiStain programme • AntiVibration™ Design • VarioDrum™ • ActiveWater™ Plus
Programmes	<ul style="list-style-type: none"> • Cottons, Cottons Eco, Synthetics, Daily Wash, Delicates/Silk, Wool, Down Wear, Hygiene Care, Rinse, Spin/Drain, Refresh, SuperQuick 15' / Wash & Dry 60', My Time, Intensive Dry • Options: Temperature, Spin Speed, Finished in, SpeedPerfect, AntiStain (Tea, Oil, Blood & Cosmetics), Pre-treatment, Rinse Plus, Dry (Cupboard Dry+, Cupboard Dry, Iron Dry)
Safety & Convenience	<ul style="list-style-type: none"> • Multiple Water Protection • Foam detection system to remove excessive foam • Child Lock
Convenience	<ul style="list-style-type: none"> • Self-cleaning detergent drawer • End time delay (24 hrs) • Time remain indicator • Audible end-of-cycle signal
Dimensions	• Product dimensions (H x W x D): 850 x 600 x 590 mm

[illegible]

Notes

[illegible]

This image shows a single sheet of white paper with horizontal blue ruling lines. The lines are evenly spaced and run across the width of the page. There are no margins, text, or other markings on the paper.

Notes

This image shows a single sheet of white paper with horizontal blue ruling lines. The lines are evenly spaced and run across the width of the page. There are no margins, text, or other markings on the paper.

Total Peace Of Mind With Total Appliance Care Solutions

Enhance your Bosch
appliance user experience with
three care solutions
uniquely catered for you.



Extended Warranty

For a peace of mind protection, you can choose a plan to cover your appliances for an additional 1 to 3 years. With the extended warranty, your appliance will be repaired FREE of charge even after the 2-year manufacturer's warranty expires.



Cleaning & Care Kits

Specialty formulated by Bosch to help maximise the lifespan and effectiveness of essential Bosch home and kitchen appliances - washing machine, dishwasher, oven and hood & hob.



Maintenance Care Plan

Our team offers professional cleaning and maintenance services delivered right to your doorstep, with several package plans ranging from Basic to Holistic customised to your needs.



Scan QR code to find out more
about and apply for your own
BOSCH Extended Services.

To find out more
about BOSCH
Home Appliances:



Bosch Home MY



boschhomeMY



boschhomeMY





WEBSITE


 | www.bosch-home.com.my

More privileges when you register as myBosch member

FOR MORE INFORMATION

CUSTOMER SERVICE

 | +603 7950 9338

 | bshpet.service@bshg.com

Whilst every care has been taken in the preparation of this publication, Bosch does not warrant the accuracy or completeness of the information in this publication and Bosch reserves the right to alter specifications without notice. To the extent permitted by law, Bosch excludes all liability, including negligence, for any loss incurred in reliance on the contents of this publication.

©Copyright 2023 by BSH Home Appliances Sdn. Bhd. Company registration no. 711053-H. Printed in Malaysia.